

Hi-MO 5m

(G2)

LR5-66HIH 490~510M

- Based on M10 wafer, best choice for ultra-large power plants
- Advanced module technology delivers superior module efficiency
 - M10 Gallium-doped Wafer
 - Integrated Segmented Ribbons
 - 9-busbar Half-cut Cell
- Excellent outdoor power generation performance
- High module quality ensures long-term reliability



12-year Warranty for Materials and Processing



25-year Warranty for Extra Linear Power Output

Complete System and Product Certifications

IEC 61215, IEC 61730, UL 61730

ISO9001:2015: ISO Quality Management System

ISO14001: 2015: ISO Environment Management System

ISO45001: 2018: Occupational Health and Safety

IEC62941: Guideline for module design qualification and type approval

LONGI



21.5%
MAX MODULE
EFFICIENCY

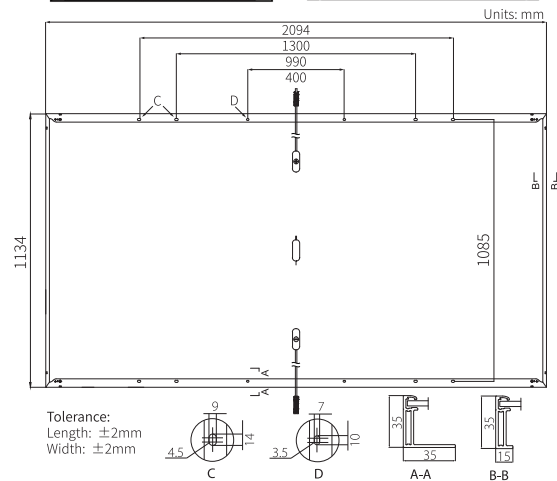

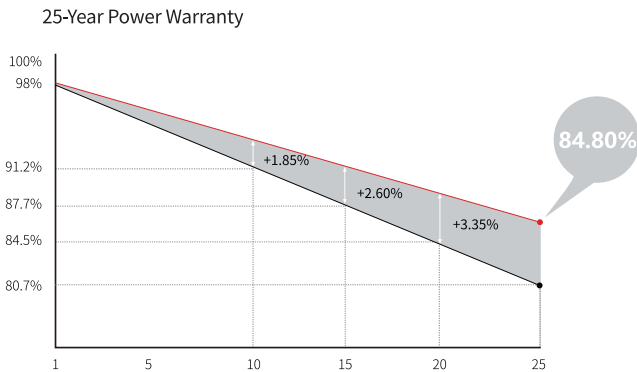
0~3%
POWER
TOLERANCE

<2%
FIRST YEAR
POWER DEGRADATION

0.55%
YEAR 2-25
POWER DEGRADATION

HALF-CELL
Lower operating temperature

Additional Value



Mechanical Parameters

Cell Orientation	132 (6×22)
Junction Box	IP68, three diodes
Output Cable	4mm ² , +400, -200mm/±1400mm length can be customized
Glass	Single glass, 3.2mm coated tempered glass
Frame	Anodized aluminum alloy frame
Weight	26.0kg
Dimension	2094×1134×35mm
Packaging	31pcs per pallet / 155pcs per 20' GP / 682pcs per 40' HC

Electrical Characteristics

STC : AM1.5 1000W/m² 25°C NOCT : AM1.5 800W/m² 20°C 1m/s Test uncertainty for Pmax: ±3%

Module Type	LR5-66HIH-490M		LR5-66HIH-495M		LR5-66HIH-500M		LR5-66HIH-505M		LR5-66HIH-510M	
	STC	NOCT	STC	NOCT	STC	NOCT	STC	NOCT	STC	NOCT
Testing Condition	STC	NOCT	STC	NOCT	STC	NOCT	STC	NOCT	STC	NOCT
Maximum Power (Pmax/W)	490	366.3	495	370.0	500	373.7	505	377.5	510	381.2
Open Circuit Voltage (Voc/V)	45.25	42.55	45.40	42.69	45.55	42.83	45.70	42.97	45.85	43.11
Short Circuit Current (Isc/A)	13.74	11.11	13.82	11.17	13.90	11.24	13.97	11.30	14.05	11.36
Voltage at Maximum Power (Vmp/V)	38.08	35.37	38.23	35.51	38.38	35.65	38.53	35.79	38.68	35.93
Current at Maximum Power (Imp/A)	12.87	10.35	12.95	10.42	13.03	10.48	13.11	10.55	13.19	10.61
Module Efficiency(%)	20.6		20.8		21.1		21.3		21.5	

Operating Parameters

Operational Temperature	-40°C ~ +85°C
Power Output Tolerance	0~3%
Voc and Isc Tolerance	±3%
Maximum System Voltage	DC1500V (IEC/UL)
Maximum Series Fuse Rating	25A
Nominal Operating Cell Temperature	45±2°C
Protection Class	Class II
Fire Rating	UL type 1 or 2 IEC Class C

Mechanical Loading

Front Side Maximum Static Loading	5400Pa
Rear Side Maximum Static Loading	2400Pa
Hailstone Test	25mm Hailstone at the speed of 23m/s

Temperature Ratings (STC)

Temperature Coefficient of Isc	+0.050%/°C
Temperature Coefficient of Voc	-0.265%/°C
Temperature Coefficient of Pmax	-0.340%/°C