



LINE and PRO piston compressors ranges





LINE

Light and compact
Easy to move and handle
Simple and direct use
Reliable



Air. Anytime. Anywhere.



Oil less direct driven compressors

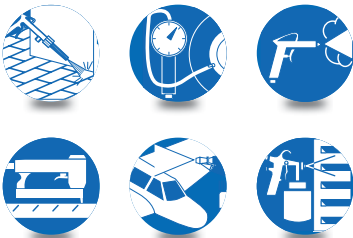
O15 Range

The O15 range offers great solutions performing smaller compressed air applications inside and outside the house.

Applications

Direct driven

1.5 • 180 l/min



User-friendly

Quick connection

Maneuverability

Light and easy to carry



COMPY O15

1.5 hp, oil less

Comfort

Small footprint

Safet

No oil

Model	Part number	L	con-fig.	l/min	HP	kW	rpm	Volts	Bars	dB(A)	L x W x H (mm)	kg
COMPY O15	1129100032	-	F	180	1.5	1.1	2450	230/50/1	8	90	380x280x170	4
START O15	1129100029	6	F	180	1.5	1.1	2450	230/50/1	8	90	320x370x290	10
POLE POSITION O15	1129100049	24	C	180	1.5	1.1	2450	230/50/1	8	90	610x310x500	16

* 60Hz versions available on request



START O15
1.5 hp, 6 litres, oil less



Robust and easy to handle



On/off switch



POLE POSITION O15
1.5 hp, 24 litres, oil less



Large pressure regulator



Portable



Lubricated direct driven compressors


L20 Range

Thanks to the new L20 compressor range, the light-duty tasks have never been so easy.

Applications

Direct driven

2 hp • 220 l/min



Reliability

Cooling air flow directly on hot parts

User-friendly

Simple on/off push button and easy pressure setting



Montecarlo L20
2 hp, 50 litres

Flexibility
Strong wheels
for easy moving

Stability
Anti-vibration foot
for increased stability

Model	Part number	L	Config.	l/min	HP	kW	rpm	Volts	Bars	dB(A)	L x W x H (mm)	kg
START L20	1129100034	6	F	220	2	1.5	2850	230/50/1	10	95	400x280x480	14
POLE POSITION L20	1129100021	24	C	220	2	1.5	2850	230/50/1	10	95	610x310x580	25
MONTECARLO L20	1129100023	50	C	220	2	1.5	2850	230/50/1	10	95	770x430x660	33

* 60Hz versions available on request



START L20
2 hp, 6 litres



Easy to carry thanks to its ergonomic handle



User-friendly and clear pressure gauges



Large, easy to operate drain valve



POLE POSITION L20
2 hp, 24 litres



Stable and strong balance




Single stage belt driven compressors

A29 Range

Great belt driven technology developed for simple but reliable operation.

Applications



Innovative design

Special belt guard design for improved cooling

Reliability

Cast iron cylinder

Performance

Slow speed pump design reduces operating temperatures

User-friendly

Easy oil check up and refilling



A29 90 CM2
2 hp, 90 litres

Model	Part number	L	Config.	l/min	HP	kW	rpm	Volts	Bars	dB(A)	L x W x H (mm)	kg
A29 27 CM2	4116024261	27	C	255	2	1.5	1075	230/1/50	10	93	810 x 390 x 710	43
A29 50 CM2	4116024262	50	C	255	2	1.5	1075	230/1/50	10	93	870 x 370 x 780	49
A29 90 CM2	4116024335	90	C	255	2	1.5	1075	230/1/50	10	93	1010 x 415 x 900	52
A29 150 CM2	4116024254	150	C	255	2	1.5	1075	230/1/50	10	93	1375 x 420 x 950	87
A29B 50 CM3	4116024257	50	C	320	3	2.2	1300	230/1/50	10	95	940 x 410 x 800	58
A29B 50 CT3	4116024531	50	C	320	3	2.2	1300	400/3/50	10	95	940 x 410 x 800	58

* 60Hz versions available on request



A29 50 CM2
2 hp, 50 litres




Stable and strong balance



Large and easy to operate
drain valve



A29B 150 CM3
3 hp, 150 litres



Double outlet for dual
operation

Model	Part number	L	Config.	l/min	HP	kW	rpm	Volts	Bars	dB(A)	L x W x H (mm)	kg
A29B 100 CM3	4116024564	100	C	320	3	2.2	1300	230/1/50	10	95	1010 x 415 x 900	56
A29B 100 CT3	4116024565	100	C	320	3	2.2	1300	400/3/50	10	95	1010 x 415 x 900	56
A29B 150 CM3	4116024137	150	C	320	3	2.2	1300	230/1/50	10	95	1375 x 420 x 950	87
A29B 150 CT3	4116024138	150	C	320	3	2.2	1300	400/3/50	10	95	1375 x 420 x 950	87
A29B 200 CM3	4116024534	200	C	320	3	2.2	1300	230/1/50	10	95	1500 x 470 x 1110	91
A29B 200 CT3	4116024535	200	C	320	3	2.2	1300	400/3/50	10	95	1500 x 470 x 1110	91

* 60Hz versions available on request

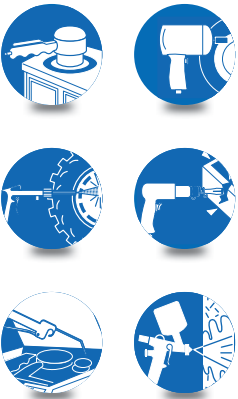


Single stage belt driven compressors

A39 Range

Higher power, increased air flow.

Applications



Innovative design

Special belt guard design for improved cooling

Reliability

Cast iron cylinder

Performance

Slow speed pump design reduces operating temperatures

User-friendly

Easy oil check up and refilling



A39 150 CM3
3 hp, 150 litres

Model	Part number	L	Config.	l/min	HP	kW	rpm	Volts	Bars	dB(A)	L x W x H (mm)	kg
A39 100 CM3	4116024566	100	C	393	3	2.2	1050	230/1/50	10	93	1180 x 460 x 930	72
A39 100 CT3	4116024567	100	C	393	3	2.2	1050	400/3/50	10	93	1180 x 460 x 930	72
A39 150 CM3	4116024149	150	C	393	3	2.2	1050	230/1/50	10	93	1375 x 420 x 950	87
A39 150 CT3	4116024150	150	C	393	3	2.2	1050	400/3/50	10	93	1375 x 420 x 950	87

* 60Hz versions available on request



A39 100 CM3
3 hp, 100 litres



Unique innovative belt guard design to improve cooling



Large wheels for stable operation




Ergonomic handle for better manoeuvrability



A39 270 CM3
3 hp, 270 litres

Model	Part number	L	Config.	l/min	HP	kW	rpm	Volts	Bars	dB(A)	L x W x H (mm)	kg
A39 200 CM3	4116024151	200	C	393	3	2.2	1050	230/1/50	10	93	1500 x 470 x 1110	91
A39 200 CT3	4116024152	200	C	393	3	2.2	1050	400/3/50	10	93	1500 x 470 x 1110	91
A39 270 CM3	4116024548	270	C	393	3	2.2	1050	230/1/50	10	93	1530 x 595 x 1160	138
A39 270 CT3	4116024549	270	C	393	3	2.2	1050	400/3/50	10	93	1530 x 595 x 1160	138

* 60Hz versions available on request





PRO

*Advanced user-friendliness
Maximum comfort
Increased performance, service life
and efficiency*



Air. Anytime. Anywhere.




Oil less direct driven compressors

O20P Range

High performance with an oil less piston pump.

Applications



Safety
No oil spillage

Comfort
Rubber handle
for enhanced control



User-friendly
Reliable and easy on/off
switch

POLE POSITION O20P
2 hp, 24 litres, oil less

Manoeuvrability
Large wheels for easy moving

Model	Part number	L	Config.	l/min	HP	kW	rpm	Volts	Bars	dB(A)	L x W x H (mm)	kg
START O20P	1121020388	6	F	230	2	1.5	2850	230/50/1	8	97	420x330x430	14
POLE POSITION O20P	1121210969	24	C	230	2	1.5	2850	230/50/1	8	97	610x310x625	22
MONTECARLO O20P	1121360898	50	C	230	2	1.5	2850	230/50/1	8	97	770x430x705	30

* 60Hz versions available on request



START O20P
2 hp, 6 litres, oil less



Strong and easy handling



Safe transportation with no oil spillage



Big pressure gauges for easy handling



MONTECARLO O20P
2 hp, 50 litres, oil less



Safe and strong cover




Lubricated direct driven compressors

L25P – L30P Range

Professional and compact performance with extra user-friendly benefits.

Applications



Performance
Large amount of compressed air at low temperature

POLE POSITION L30P
3 hp, 24 litres

Flexibility
Strong big wheels

Reliability
Simple and fast condensate drain

Model	Part number	L	Config.	l/min	HP	kW	rpm	Volts	Bars	dB(A)	L x W x H (mm)	kg
POLE POSITION L25P	1129100042	24	C	270	2.5	1.9	2850	230/50/1	10	95	630x320x620	28
MONTECARLO L25P	1129100048	50	C	270	2.5	1.9	2850	230/50/1	10	95	940x320x700	36
POLE POSITION L30P	1129100045	24	C	310	3	2.2	2850	230/50/1	10	97	630x320x620	29
MONTECARLO L30P	1129100037	50	C	310	3	2.2	2850	230/50/1	10	97	940x320x700	37
ESTORIL L30P	1121390600	90	C	310	3	2.2	2850	230/50/1	10	97	1200x400x850	63

* 60Hz versions available on request




POLE POSITION L25P
2.5 hp, 24 litres



Large pressure gauges for easy reading



Integrated oil level indicator



Ergonomic rubber grip



MONTECARLO L30P
3 hp, 50 litres



Highly resistant pump with aftercooler




Oil less and lubricated direct driven compressors

Special configurations

Particular requirements need special configurations.

Applications



PORTABLE ROLLCAGE L30P 3 hp, 9 litres



Manoeuvrability
Foldable handle

User-friendly
Easy to read and suitably positioned regulators

Flexibility
Double outlet for dual use

Comfort
Large wheels and strong bumpers

Model	Part number	L	Config.	l/min	HP	kW	rpm	Volts	Bars	dB(A)	L x W x H (mm)	kg
START ROLLCAGE O20P	1121020309	9	C	230	2	1.5	2850	230/50/1	8	97	455x475x500	19
SILVERSTONE O20P	1121090033	10	C	230	2	1.5	2850	230/50/1	8	97	420x330x635	20
START ROLLCAGE L25P	1129100051	9	C	270	2.5	1.9	2850	230/50/1	10	95	455x475x500	24
SILVERSTONE L25P	1129100062	10	C	270	2.5	1.9	2850	230/50/1	10	95	420x330x635	24
PORTABLE ROLLCAGE L30P	1129100060	9	C	310	3	2.2	2850	230/50/1	10	97	490x520x560	29
HOCKENHEIM L30P	1129100063	20	C	310	3	2.2	2850	230/50/1	10	97	520x430x790	35
O20P/50 VERTICAL	1121360801	50	V	205	2	1.5	2850	230/50/1	8	97	800x380x680	60

* 60Hz versions available on request



HOCKENHEIM L30P
3 hp, 20 litres



Long handle for easy moving




Large pressure gauges for easy reading



Stability improving and noise reducing rubber dampers



START ROLLAGE O20P
2 hp, 9 litres, oil less



Safe and extra comfortable to carry around



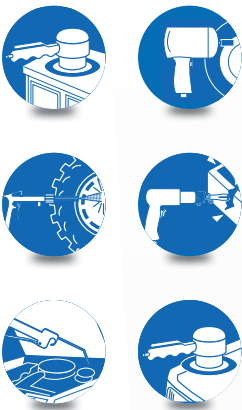
Lubricated direct driven compressors

High performance V30 range

High performance and compact dimensions.

Designed for intensive use.

Applications



User-friendly

Extra tray to stock material and equipment

Manoeuvrability

Extendible handle with rubber grip

Safety

Rollbar for extra protection



Stability

Large inflatable wheels ideal for uneven surfaces

V30/9+9 CM3

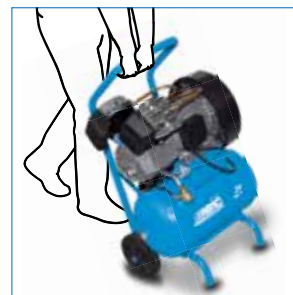
3 hp, 9+9 litres

Model	Part number	L	Config.	l/min	HP	kW	rpm	Volts	Bars	dB(A)	L x W x H (mm)	kg
V30/9+9 CM3	1121440197	9+9	C	330	3	2.2	1450	230/50/1	10	95	770x610x540	50
V30/20 PCM3	1121090851	20	C	330	3	2.2	1450	230/50/1	10	95	520x430x790	43
V30/50 CM3	1121360249	50	C	330	3	2.2	1450	230/50/1	10	95	800x380x680	60
V30/50 VERTICAL	1121430329	50	V/C	330	3	2.2	1450	230/50/1	10	95	520x410x1100	62
V30/90 CM3	1121370226	90	C	330	3	2.2	1450	230/50/1	10	95	1200x400x830	72


* 60Hz versions available on request



V30/20 PCM3
3 hp, 20 litres



Double handle for extra user comfort.



Compact and protected



V30/50 VERTICAL
3 hp, 50 litres



Long handle for easy moving



Reduced footprint for space optimisation




Single stage belt driven compressors

PRO A29B Range

Higher manoeuvrability and lower operating temperatures.

Applications



Innovative design

The special belt guard design improves the air cooling

Durability

Slow speed pump reducing operating temperature

Performance

Standard aftercooler

Flexibility

Double outlet



PRO A29B 100 CM2
2 hp, 100 litres

User-friendly


Big and blockable pivot wheels

Model	Part number	L	Config.	l/min	HP	kW	rpm	Volts	Bars	dB(A)	L x W x H (mm)	kg
PRO A29B 27 CM2	4116024264	27	C	255	2	1.5	1075	230/1/50	10	93	810 x 390 x 710	43
PRO A29B 27 CT2	4116024265	27	C	255	2	1.5	1075	400/3/50	10	93	810 x 390 x 710	43
PRO A29B 50 CM2	4116024266	50	C	255	2	1.5	1075	230/1/50	10	93	870 x 370 x 780	49
PRO A29B 50 CT2	4116024267	50	C	255	2	1.5	1075	400/3/50	10	93	870 x 370 x 780	49

* 60Hz versions available on request



PRO A29B 50 CM2
2 hp, 50 litres



Slow speed, low temperature and less noise



Safe and strong handle for easy moving



Large and easy to operate drain valve



PRO A29B 150 CM2
2 hp, 150 litres

Model	Part number	L	Config.	l/min	HP	kW	rpm	Volts	Bars	dB(A)	L x W x H (mm)	kg
PRO A29B 100 CM2	4116024568	100	C	255	2	1.5	1075	230/1/50	10	93	1010 x 415 x 900	56
PRO A29B 100 CT2	4116024569	100	C	255	2	1.5	1075	400/3/50	10	93	1010 x 415 x 900	56
PRO A29B 150 CM2	4116024536	150	C	255	2	1.5	1075	230/1/50	10	93	1375 x 420 x 950	87
PRO A29B 150 CT2	4116024537	150	C	255	2	1.5	1075	400/3/50	10	93	1375 x 420 x 950	87

* 60Hz versions available on request




Single stage belt driven compressors

PRO A39B Range

Reliable power and performance in combination with user-friendly features.

Applications



Reliability

Reduced wear thanks to great cooling

Performance

Great airflow over the pump

Manoeuvrability

Strong handle with rubber grip



PRO A39B 200 CT3
3 hp, 200 litres

Safety

Blockable pivot wheels

Model	Part number	L	Config.	l/min	HP	kW	rpm	Volts	Bars	dB(A)	L x W x H (mm)	kg
PRO A39B 100 CM3	4116024278	100	C	393	3	2.2	1050	230/1/50	10	93	1180 x 460 x 930	72
PRO A39B 100 CT3	4116024279	100	C	393	3	2.2	1050	400/3/50	10	93	1180 x 460 x 930	72
PRO A39B 150 CM3	4116024280	150	C	393	3	2.2	1050	230/1/50	10	93	1375 x 420 x 950	87
PRO A39B 150 CT3	4116024281	150	C	393	3	2.2	1050	400/3/50	10	93	1375 x 420 x 950	87
PRO A39B 200 CM3	4116024282	200	C	393	3	2.2	1050	230/1/50	10	93	1500 x 470 x 1110	91

* 60Hz versions available on request



PRO A39B 150 CM3
3 hp, 150 litres



Slow speed, low temperature and less noise



Unique innovative belt guard design to improve cooling



PRO A39B 270 CT4
4hp, 270 litres



Reliable and easy to use

Model	Part number	L	Config.	l/min	HP	kW	rpm	Volts	Bars	dB(A)	L x W x H (mm)	kg
PRO A39B 200 CT3	4116024283	200	C	393	3	2.2	1050	400/3/50	10	93	1500 x 470 x 1110	91
PRO A39B 270 CM3	4116024285	270	C	393	3	2.2	1050	230/1/50	10	93	1530 x 595 x 1160	138
PRO A39B 270 CT3	4116024286	270	C	393	3	2.2	1050	400/3/50	10	93	1530 x 595 x 1160	138
PRO A39B 200 CT4	4116024166	200	C	486	4	3	1300	400/3/50	10	96	1500 x 470 x 1110	91
PRO A39B 270 CT4	4116024287	270	C	486	4	3	1300	400/3/50	10	96	1530 x 595 x 1160	138

* 60Hz versions available on request



Double stage belt driven compressors

PRO B4900-B7000 Range

Double compression for improved efficiency and higher pressure.

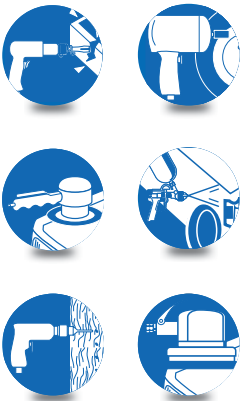
User-friendly

Easy to read oil level gauges

Performance

Proven and reliable technology

Applications



PRO B5900B 270 CT5,5
5.5 hp, 270 litres

Durability
Strong components

Model	Part number	L	Config.	l/min	HP	kW	rpm	Volts	Bars	L x W x H (mm)	kg
PRO B4900 200 CT4	4116019571	200	C	514	4	3	1400	400/3/50	11	1500 x 450 x 960	140
PRO B4900 200 FT4	4116019576	200	F	514	4	3	1400	400/3/50	11	1500 x 450 x 960	137
PRO B4900 270 CT4	4116019626	270	C	514	4	3	1400	400/3/50	11	1530 x 600 x 1160	147
PRO B4900 270 FT4	4116019632	270	F	514	4	3	1400	400/3/50	11	1530 x 600 x 1160	144
PRO B5900B 200 CT5.5	4116019696	200	C	653	5.5	4	1400	400/3/50	11	1580 x 580 x 1150	164
PRO B5900B 200 FT5.5	4116019700	200	F	653	5.5	4	1400	400/3/50	11	1580 x 580 x 1150	161
PRO B5900B 270 CT5.5	4116019770	270	C	653	5.5	4	1400	400/3/50	11	1575 x 680 x 1150	170
PRO B5900B 270 FT5.5	4116019781	270	F	653	5.5	4	1400	400/3/50	11	1575 x 680 x 1150	167
PRO B5900B 500 CT5.5	4116019806	500	C	653	5.5	4	1400	400/3/50	11	2030 x 670 x 1400	222
PRO B5900B 500 FT5.5	4116019812	500	F	653	5.5	4	1400	400/3/50	11	2030 x 670 x 1400	219

* 60Hz versions available on request



PRO B4900 200 CT4
4 hp, 200 litres



Double stage pump with cast iron cylinder for longer service life



Rubber grip handle with large jockey wheels for easy moving



PRO B6000 500 CT7,5
7.5 hp, 500 litres



Finned aftercooler for lower temperature compressed air

Model	Part number	L	Config.	l/min	HP	kW	rpm	Volts	Bars	L x W x H (mm)	kg
PRO B6000 270 CT7.5	4116020182	270	C	827	7.5	5.5	1400	400/3/50	11	1520 x 600 x 1250	180
PRO B6000 270 FT7.5	4116020190	270	F	827	7.5	5.5	1400	400/3/50	11	1520 x 600 x 1250	177
PRO B6000 500 CT7.5	4116020226	500	C	827	7.5	5.5	1400	400/3/50	11	2030 x 670 x 1400	263
PRO B6000 500 FT7.5	4116020243	500	F	827	7.5	5.5	1400	400/3/50	11	2030 x 670 x 1400	260
PRO B7000 270 CT10	4116020782	270	C	1210	10	7.5	1300	400/3/50	11	1520 x 600 x 1250	199
PRO B7000 270 FT10	4116020790	270	F	1210	10	7.5	1300	400/3/50	11	1520 x 600 x 1250	196
PRO B7000 500 CT10	4116020835	500	C	1210	10	7.5	1300	400/3/50	11	2030 x 670 x 1400	282
PRO B7000 500 FT10	4116020855	500	F	1210	10	7.5	1300	400/3/50	11	2030 x 670 x 1400	279
PRO B7000 900 FT10	4116020796	900	F	1210	10	7.5	1300	400/3/50	11	2070 x 800 x 1570	337

* 60Hz versions available on request

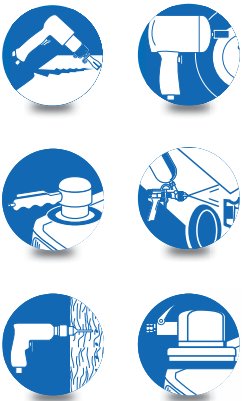


Double stage belt driven compressors

PRO Low-speed Range

Standard double stage belt driven compressors with low-speed operation.

Applications



Extra comfort

Less noise thanks to the lower speed

Reliability

Lower speed reduces the wear and increases the lifetime



PRO B6000 500 CT5.5
5.5hp, 500 litres, low-speed

Easy to move

Large pivot wheels with breaks

Model	Part number	L	Config.	l/min	HP	kW	rpm	Volts	Bars	L x W x H (mm)	kg
PRO B6000 270 CT5.5	4116020179	270	C	660	5.5	4	1100	400/3/50	11	1520 x 600 x 1250	171
PRO B6000 500 CT5.5	4116020225	500	C	660	5.5	4	1100	400/3/50	11	2030 x 670 x 1400	232
PRO B6000 500 FT5.5	4116020242	500	F	660	5.5	4	1100	400/3/50	11	2030 x 670 x 1400	229

* 60Hz versions available on request



PRO B7000 500 FT7.5
7.5 hp, 500 litres, low-speed



Strong pump running at lower speed, increasing lifetime



Robust and safe belt guard

Model	Part number	L	Config.	l/min	HP	kW	rpm	Volts	Bars	L x W x H (mm)	kg
PRO B7000 270 CT7.5	4116020778	270	C	1023	7.5	5.5	1100	400/3/50	11	1520 x 600 x 1250	194
PRO B7000 270 FT7.5	4116020789	270	F	1023	7.5	5.5	1100	400/3/50	11	1520 x 600 x 1250	191
PRO B7000 500 CT7.5	4116020834	500	C	1023	7.5	5.5	1100	400/3/50	11	2030 x 670 x 1400	277
PRO B7000 500 FT7.5	4116020852	500	F	1023	7.5	5.5	1100	400/3/50	11	2030 x 670 x 1400	274
PRO B7900 500 FT10	4116023545	500	F	1130	10	7.5	900	400/3/50	11	2030 x 680 x 1400	295

* 60Hz versions available on request

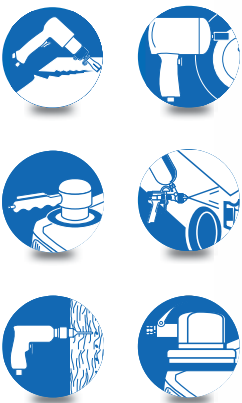


Double stage compressors with tankmounted dryer

FFO Range

An “all-in-one” range of 4 to 10 hp professional piston compressors

Applications



User-friendly
Pre-connected dryer

Reliability
Proven dryer technology

Efficiency
No separate installations



B4900 270 FT4 FFO
4 hp, 270 litres, Full Feature

Comfort
space saving solution

Model	Part number	L	Config.	l/min	HP	kW	rpm	Volts	Bars	L x W x H (mm)	kg
B4900 270 FT4 FFO	4116000158	270	F	514	4	3	1400	400/3/50	11	1490 x 500 x 1175	174
B5900B 270 FT5.5 FFO	4116000159	270	F	653	5.5	4	1400	400/3/50	11	1490 x 500 x 1175	197
B5900B 270 FT5.5 FFO YD	4116000171	270	F	653	5.5	4	1400	400/3/50 YD	11	1490 x 500 x 1175	197
B5900B 500 FT5.5 FFO	4116000165	500	F	653	5.5	4	1400	400/3/50	11	1894 x 600 x 1280	249
B5900B 500 FT5.5 FFO YD	4116000172	500	F	653	5.5	4	1400	400/3/50 YD	11	1894 x 600 x 1280	249
B6000 270 FT7.5 FFO	4116000166	270	F	827	7.5	5.5	1400	400/3/50	11	1490 x 500 x 1175	207

* 60Hz versions available on request



Pre-installed and connected



Flexibility thanks to dryer bypass



Tankmounted space saving

B7000 500 FT10 FFO
10 hp, 500 litres, Full Feature

Model	Part number	L	Config.	l/min	HP	kW	rpm	Volts	Bars	L x W x H (mm)	kg
B6000 270 FT7.5 FFO YD	4116000173	270	F	827	7.5	5.5	1400	400/3/50 YD	11	1490 x 500 x 1175	207
B6000 500 FT7.5 FFO	4116000167	500	F	827	7.5	5.5	1400	400/3/50	11	1894 x 600 x 1280	290
B6000 500 FT7.5 FFO YD	4116000174	500	F	827	7.5	5.5	1400	400/3/50 YD	11	1894 x 600 x 1280	290
B7000 270 FT10 FFO	4116000168	270	F	1210	10	7.5	1300	400/3/50	11	1490 x 500 x 1175	231
B7000 270 FT10 FFO YD	4116000175	270	F	1210	10	7.5	1300	400/3/50 YD	11	1490 x 500 x 1175	231
B7000 500 FT10 FFO	4116000169	500	F	1210	10	7.5	1300	400/3/50	11	1894 x 600 x 1280	314
B7000 500 FT10 FFO YD	4116000176	500	F	1210	10	7.5	1300	400/3/50 YD	11	1894 x 600 x 1280	314

* 60Hz versions available on request



Single and double stage belt driven compressors

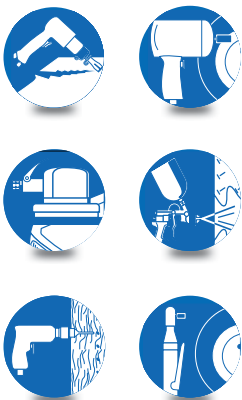
PRO Vertical Range

Vertical air receivers provide a space saving solution in the workshops.

Durability
Strong heavy-duty components

Performance
Double stage high air volume pump

Applications



PRO B5900B 270 VT5.5
5.5 hp, 270 litres, vertical

Space saving dimensions
Small footprint

Model	Part number	L	Config.	l/min	HP	kW	rpm	Volts	Bars	L x W x H (mm)	kg
PRO A39B 150 VM3	4116024163	150	V/F	393	3	2.2	1050	230/1/50	10	850 x 970 x 1950	160
PRO A39B 150 VT3	4116024162	150	V/F	393	3	2.2	1050	400/3/50	10	850 x 970 x 1950	160
PRO B4900 150 VT4	4116024560	150	V/F	514	4	3	1400	400/3/50	11	850 x 970 x 1950	180
PRO B4900 200 VT4	4116024561	200	V/F	514	4	3	1400	400/3/50	11	850 x 970 x 2050	185
PRO B5900B 200 VT5.5	4116024563	200	V/F	653	5.5	4	1400	400/3/50	11	850 x 970 x 2050	205
PRO B5900B 270 VT5.5	4116017006	270	V/F	653	5.5	4	1400	400/3/50	11	850 x 970 x 2100	210
PRO B6000 270 VT7.5	4116017001	270	V/F	827	7.5	5.5	1400	400/3/50	11	850 x 970 x 2100	242
PRO B7000 270 VT10	4116017002	270	V/F	1210	10	7.5	1300	400/3/50	11	850 x 970 x 2100	261

* 60Hz versions available on request



PRO A39B 150 VM3
3 hp, 150 litres, vertical



Slow speed, low noise



Optimal cooling for
increased reliability



Minimum side play



Large condensate
drain



PRO B7000 270 VT10
10 hp, 270 litres, vertical

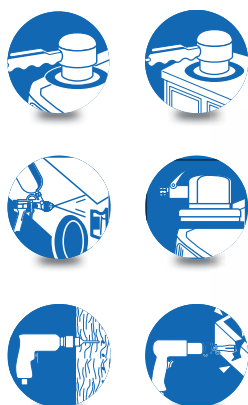


Double stage belt driven compressors

PRO high flow BV Range

High performance four cylinder V pump power.

Applications



Complete

Electrical control panel with star delta as standard

Robust and reliable

Four cylinders double stage pump for heavy-duty uses



PRO BV8900 900 FT20
20 hp, 900 litres

Performance

Big air receiver for bigger air volume

Model	Part number	L	Config.	l/min	HP	kW	rpm	Volts	Bars	L x W x H (mm)	kg
PRO BV8900 900 FT15 YD	4116023343	900	F	2016	15	11	800	400/3/50 YD	11	2430 x 930 x 1170	535
PRO BV8900 900 FT20 YD	4116021614	900	F	2400	20	15	950	400/3/50 YD	11	2430 x 930 x 1170	584

* 60Hz versions available on request




Double stage twin pump belt driven compressors

PRO high flow TANDEM Range

Never without compressed air.

Applications



Performance
Proven and reliable technology

Flexibility
Two pump units



PRO B6000 500 T7.5
7.5 + 7.5 hp, 500 litres, tandem

Durability
Strong components

Model	Part number	L	Config.	l/min	HP	kW	rpm	Volts	Bars	L x W x H (mm)	kg
PRO B4900 270 T4	4116023822	270	F	1028	4+4	3+3	1400	400/3/50	11	1520 x 600 x 1250	243
PRO B4900 500 T4	4116019643	500	F	1028	4+4	3+3	1400	400/3/50	11	2030 x 670 x 1300	304
PRO B5900 500 T5.5	4116019884	500	F	1306	5.5+5.5	4+4	1400	400/3/50	11	2030 x 670 x 1400	323
PRO B6000 500 T5.5	4116020371	500	F	1320	5.5+5.5	4+4	1100	400/3/50	11	2030 x 670 x 1400	325
PRO B6000 500 T7.5	4116020375	500	F	1654	7.5+7.5	5.5+5.5	1400	400/3/50	11	2030 x 670 x 1400	387
PRO B6000 900 T7.5	4116020203	900	F	1654	7.5+7.5	5.5+5.5	1400	400/3/50	11	2070 x 800 x 1570	500
PRO B7000 500 T7.5	4116020987	500	F	2046	7.5+7.5	5.5+5.5	1100	400/3/50	11	2030 x 670 x 1400	425
PRO B7000 900 T10	4116020810	900	F	2420	10+10	7.5+7.5	1400	400/3/50	11	2070 x 800 x 1570	538

* 60Hz versions available on request




Double stage high pressure belt driven compressors

PRO 15 bar Range

Suitable for high pressure applications

Applications



Performance

15 bar operating pressure

Durability

Tested and approved for heavy-duty high pressure applications



PRO B7000 500 FT 10
10 hp, 500 litres, 15 bar

Safety

Approved high pressure tank

Model	Part number	L	Config.	l/min	HP	kW	rpm	Volts	Bars	L x W x H (mm)	kg
PRO B6000 500 FT7.5 15 bar	4116020249	500	F	570	7.5	5.5	1000	400/3/50 YD	15	2030 x 670 x 1400	290
PRO B7000 500 FT10 15 bar	4116020860	500	F	930	10	7.5	1000	400/3/50 YD	15	2030 x 670 x 1400	305

* 60Hz versions available on request




Double stage belt driven baseplate compressors

BASEPLATE Range

Small and compact. This range has been designed and released for those having less space or building their own installation with a separate air vessel. All baseplates are equipped with the well known pumps and high performance motors to suit many different applications.

Applications











Performance
Known and proven technology

Compactness
Small and compact design



B7000/BF10T
10 hp

Connectivity
Easy installation and connection to the network

Model	Part number	Config.	 l/min	 HP	 kW	 rpm	 Volts	 Bars	 L x W x H (mm)	 kg
B5900B BF5.5	4116000133	F	653	5.5	4	1400	400/3/50	11	1100 x 590 x 800	90
B6000 BF7.5	4116000103	F	827	7.5	5.5	1400	400/3/50	11	1100 x 590 x 800	120
B7000 BF10	4116000013	F	1210	10	7.5	1300	400/3/50	11	1100 x 640 x 800	135
B8900 BF15	4116000018	F	2013	15	11	800	400/3/50 YD	11	1600 x 720 x 1000	338
B8900 BF20	4116000016	F	2400	20	15	950	400/3/50 YD	11	1600 x 720 x 1000	350

* 60Hz versions available on request

The pressure switch and the electric start control unit are not included






Double stage belt driven piston compressors

PRO Cast-Iron Range

Piston compressors with fully cast iron blocks. Reliable and robust range built with top quality components.

Applications



Reliability

Slow speed,
low wear

Robustness

Strong cast iron
components

User comfort

Pressure switch and
gauge



PRO CA2 500 FT10
10 hp, 500 litres, 11 bar

Safety

Metal belt guard
for safe and robust protection

Model	Part number	L	Config.	l/min	HP	kW	rpm	Volts	Bars	L x W x H (mm)	kg
PRO CA1 270 FT5.5	4116025181	270	F	530	5.5	4	688	400/3/50	11	1500 x 530 x 1210	214
PRO CA1 500 FT5.5	4116025186	500	F	530	5.5	4	688	400/3/50	11	1920 x 600 x 1340	303
PRO CA1 270 FT7.5	4116025182	270	F	699	7.5	5.5	908	400/3/50	11	1500 x 530 x 1210	239
PRO CA1 500 FT7.5	4116025183	500	F	699	7.5	5.5	908	400/3/50	11	1920 x 600 x 1340	328
PRO CA2 500 FT10	4116025185	500	F	1056	10	7.5	685	400/3/50	11	1920 x 600 x 1340	358
PRO TCA1 500 FT7.5	4116025184	500	F	1399	7.5+7.5	5.5+5.5	908	400/3/50	11	1920 x 600 x 1340	488

* 60Hz versions available on request



Piston compressors accessories

HOSE REEL

In one box you have all the necessary kit to mount a reel on all belt-driven compressors with 27 to 270 liters tank capacity. The reel is provided with a 5 or 10 meters long rubber hose.



Safety and storage
Safe and clean work environment

Flexible device
Suitable for 27 to 270 litres tanks



Easy installation
Quick and easy to mount

Model	Part number	Hose length m.	Type of coupling	L x W x H (mm)	kg
Reel + 5-metre hose with quick coupling	2901325170	5	quick	250x235x160	1.30
Reel + 10-metre hose with quick coupling	2901325171	10	quick	250x235x160	1.30
Reel + 10-metre hose with bayonet coupling	2901325172	10	bayonet	250x235x160	1.30

The world of ABAC



Care. Trust. Efficiency.

Care.

Care is what service is all about: professional service by knowledgeable people, using high-quality original parts.

Trust.

Trust is earned by delivering on our promises of reliable, uninterrupted performance and long equipment lifetime.

Efficiency.

Equipment efficiency is ensured by regular maintenance. Efficiency of the service organization is how Original Parts and Service make the difference.

Your Authorized Distributor



LNPR6999860310EN



www.abacaircompressors.com

Air. Anytime. Anywhere.