

Upgraded Controller Kit (JB-SCSR-UK)

Assembly Manual



What's In The Box

Please inspect the contents of your shipped package to ensure you have received everything that is listed below.



Speed Controller Remote



Controller Box with
Battery plate





Controller Spiral cable

All rights reserved.



No part of this document may be reproduced, stored in a retrieval system, or transmitted by any form or by any means, electronic, mechanical, photo-copying, recording, or otherwise, except as may be expressly permitted by the applicable copyright statutes or in writing by the Publisher.

Controller Kit Setup



- Loosen & remove the bolts of an already attached Controller box with a battery plate of the Scissor Jib Crane **(Not Included)** using an Allen key, and then remove the Controller box.





- Attach the Controller box to the Scissor Jib crane **(Not Included)**, as shown in the image.



- Then insert the Allen bolt into the Controller box, and secure it using the Allen key.




- Similarly, secure all the bolts using the same process as above, attach The Controller Box with Battery plate with the Scissor Jib **(Not Included)**.



- Loosen the flower knob of the Controller box, and then insert the weight rod **(Not Included)**.



- After positioning the weight rod **(Not Included)** centrally, re-tighten and secure it using the flower knob.



- Loosen the ratchet knob (red) of the Speed Controller Remote and then slide the Speed Controller Remote Clamp according to your requirement. After setting the position of the clamp, re-tighten the knob to secure it.



Speed Controller

The speed dial, as the name suggests, lets you control the speed intensity of the jib movements.

Damping Adjustment


The damping adjustment dial lets you control the level of damping and facilitate smooth, stabilized movements as the jib expands & retracts.




- Loosen the ratchet knob (Black) of the Speed Controller Remote.




- Insert the Speed Controller Remote by sliding it into the weight rod (Not Included), and then properly tighten it using the provided knob.




- After attaching the Speed Controller Remote to the weight rod (Not Included), the pin of a spiral cable to the Speed Controller Remote.



- Tighten the pin of the spiral cable.




- Connect the Jib Controller cable to the right and Motor Driver Cable to the left of the Battery Plate.





- Now mount your V-Mount Battery **(Not Included)** onto the Battery Plate.


NOTE: The system is integrated with a V-Mount Battery Plate, which adapts a 14.8V V-Mount battery to power the drive system.



- After attaching the v-mount battery, you can operate the scissor jib in 2 alternate ways. If you press the button to the battery side, it will be operated by the scissor jib battery, and if you press it from the power side, it will run on the power.



- To power the Scissor Jib **(Not Included)**, connect a 15AC Adapter pin to the Controller box with battery plate.



Retraction/Expansion

- The forward/reverse buttons let you conveniently push out and pull in the jib arm.



Direction Control

- The direction button lets you lock the direction in which you want your jib to move-forward or reverse.
- Upgraded Controller Kit has now been properly attached to the Scissor Jib Crane **(Not Included)**.



YOUR PROAIM UPGRADED CONTROLLER KIT ALL DRESSED UP AND READY TO GO!



(SHOWN WITH OPTIONAL ACCESSORIES)

Warranty: We offer one year warranty for our products from date of purchase. Within this period of time, we will repair it without charge for labor or parts. Warranty doesn't cover transportation costs nor does it cover a product subjected to misuse or accidental damage. Warranty repairs are subjected to inspection and evaluation by us.

Liability: We are not liable for damage caused by products that we do not supply or from mishandling in transit, accident, misuse, neglect, lack of care of the product, or service by anyone other than our company.

Contact Us: In case of any kind of dissatisfaction, please Contact us immediately and we promise our utmost support and care until you use our product.