

## Track Wheel Set for Quad Super Camera Dolly (P-TWS-QS)

### Assembly Manual



### What's In The Box

Please inspect the contents of your shipped package to ensure you have received everything that is listed below.



Quad Super Dolly Track Wheel Set  
with 4 x Bush

---

All rights reserved.


No part of this document may be reproduced, stored in a retrieval system, or transmitted by any form or by any means, electronic, mechanical, photo-copying, recording, or otherwise, except as may be expressly permitted by the applicable copyright statutes or in writing by the Publisher.

## Track Wheel Setup


- Loosen the nut from the pneumatic wheel, as shown in the images.




- Detach the wheel from the quad dolly and insert the provided Bush.



- Fully secure the bush to the wheel rod, then insert the rod into the track wheel.



- Secure the bush to the wheel rod with a tool, as shown in the image. Place the dolly on the track.



**Note:** Dolly track wheels move smoothly on a straight and curved track, as shown in the images.



**YOUR PROAIM TRACK WHEEL SET FOR QUAD SUPER CAMERA DOLLY  
ALL DRESSED UP AND READY TO GO!**



**(SHOWN WITH OPTIONAL ACCESSORIES)**

**Warranty:** We offer one year warranty for our products from date of purchase. Within this period of time, we will repair it without charge for labor or parts. Warranty doesn't cover transportation costs nor does it cover a product subjected to misuse or accidental damage. Warranty repairs are subjected to inspection and evaluation by us.

**Liability:** We are not liable for damage caused by products that we do not supply or from mishandling in transit, accident, misuse, neglect, lack of care of the product, or service by anyone other than our company.

**Contact Us:** In case of any kind of dissatisfaction, please Contact us immediately and we promise our utmost support and care until you use our product.