


# Rubicon 3ft Camera Advanced Slider (SL-RBCN-3F)

## Assembly Manual



### What's In The Box

Please inspect the contents of your shipped package to ensure you have received everything that is listed below.

#### Product Configuration



3ft Rubicon Camera Slider



4 x Levelling Legs





2 x Crossbar with Levelling Feet

All rights reserved.

No part of this document may be reproduced, stored in a retrieval system, or transmitted by any form or by any means, electronic, mechanical, photo-copying, recording, or otherwise, except as may be expressly permitted by the applicable copyright statutes or in writing by the Publisher.

## Rubicon Slider Setup

- Attach the crossbar feet with Slider and secure with the provided knob at the bottom.
- Loosen the knob and insert the levelling leg, now tighten the knob to secure it.
- If you need to secure the camera plate at a static position, then tighten the provided knob.
- Mount Slider on Mitchell Mount Tripod Stand (Not Included). fix it with Castle Ring by twisting.
- The locking lever helps to lock or unlock the base platform.
- By loosening the knobs from all sides - we can make left-right adjustments in slider, if needed.
- If you wish to use 2 stands; then move the Slider to left side, mount another stand and secure with provided knobs.



## FEET ADJUSTMENT

Simply turn the knob to adjust the height of Levelling feet.





Similarly, you can adjust the Levelling legs by loosening the knobs of Crossbar.



## HEAD MOUNTING

The Rubicon Slider comes with Mitchell camera mount. If you wish to change the camera mount you just need to loosen the top 4 screws, and you can easily change the head mounting.



## YOUR PROAIM RUBICON 3FT ADVANCED CAMERA SLIDER ALL DRESSED UP AND READY TO GO!



(SHOWN WITH OPTIONAL  
ACCESSORIES)

**Warranty:** We offer one year warranty for our products from date of purchase. Within this period of time, we will repair it without charge for labor or parts. Warranty doesn't cover transportation costs nor does it cover a product subjected to misuse or accidental damage. Warranty repairs are subjected to inspection and evaluation by us.

**Liability:** We are not liable for damage caused by products that we do not supply or from mishandling in transit, accident, misuse, neglect, lack of care of the product, or service by anyone other than our company.

**Contact Us:** In case of any kind of dissatisfaction, please Contact us immediately and we promise our utmost support and care until you use our product.