


PR[↻]AIM Pro Universal Laptop Workstation (PP-WKST-01)

Assembly Manual



What's In The Box

Please inspect the contents of your shipped package to ensure you have received everything that is listed below.



Base Platform



Laptop Shade With Detachable front Panel



Mouse Pad



Laptop Shade Pouch



2 x 6mm Shims



2 x 3mm Shims



2 x 1mm shims



4 x Robust Legs



6 x Knobs with Washer



4 x L-Brackets
(2 Large size and 2 Small Size)



4 mm Allen key



7/32 mm Allen Key



C-Stand Clamp



Storage Bag

All rights reserved.

No part of this document may be reproduced, stored in a retrieval system, or transmitted by any form or by any means, electronic, mechanical, photo-copying, recording, or otherwise, except as may be expressly permitted by the applicable copyright statutes or in writing by the Publisher.

Pro Universal Laptop Workstation Setup




Attaching C-Stand Clamp to a C-Stand

- Attach the C-stand Clamp to a C-stand and tighten the knob present on the side of the clamp.
- Now, using the Allen Key, tighten the bolt present on the C-stand clamp.



Attaching Base Platform to the C-Stand Clamp

- Attach the Base platform to the C-stand clamp connector and tighten the bolts properly using the Allen key.
- Attach the mouse pad to the base platform and tighten the knob correctly.
- Lay Shims and L-bracket onto the base platform as per the height of the Laptop.
- Now secure the L-bracket and the shims together using a knob as shown in the images.



Note: You can attach Shims & L-brackets anywhere on the Base platform depending on the size of your laptop.



Attaching Laptop Shade With Detachable front Panel to the Base Platform

- Insert the laptop shade with detachable front panel into the base platform.

Note: Fully built “Tent Like” shade protects the laptop from sun and other light sources.



- You can attach/ detach the front panel from the laptop shade according to your requirement.



- Image showing Laptop shade with detachable front panel attached to the base platform.



**YOUR PROAIM PRO UNIVERSAL LAPTOP WORKSTATION
ALL DRESSED UP AND READY TO GO!**



(SHOWN WITH OPTIONAL ACCESSORIES)

Warranty: We offer one year warranty for our products from date of purchase. Within this period of time, we will repair it without charge for labor or parts. Warranty doesn't cover transportation costs nor does it cover a product subjected to misuse or accidental damage. Warranty repairs are subjected to inspection and evaluation by us.

Liability: We are not liable for damage caused by products that we do not supply or from mishandling in transit, accident, misuse, neglect, lack of care of the product, or service by anyone other than our company.

Contact Us: In case of any kind of dissatisfaction, please Contact us immediately and we promise our utmost support and care until you use our product.