




■ What's In The Box

Please inspect the contents of your shipped package to ensure you have received everything that is listed below.

2 x Camera Bolts
(Size: 1/4" & 3/8")



Pro Quick Release Plate

All rights reserved.

No part of this document may be reproduced, stored in a retrieval system, or transmitted by any form or by any means, electronic, mechanical, photo-copying, recording, or otherwise, except as may be expressly permitted by the applicable copyright statutes or in writing by the Publisher.

Pro Quick Release Plate Setup

- Remove the 3/8" -16 mounting screw of the Pro Quick Release Plate using a screwdriver (**Not included**).

NOTE: The Quick Release Plate has a 3/8"-16 and a 1/4"-20 mounting screw for safe mounting of various professional Cameras.



- Mount the Handgrip (**Not included**) on the Pro Quick Release Plate, as shown in the image.



- After mounting the Handgrip, tighten the screw 1/4"-20 using the screwdriver. Now, tighten the ratchet knob, as shown in the image.



NOTE: 1. Our Plate offers double security for your Camera with its locking lever and locking button.

2. If the handle of the Gimbal is too slim to fit into the Plate, we've included a bush to solve this problem.




- Mount the Ronin RS2 (**Not included**) on the Handgrip.

NOTE: It's built to withstand the rigors of professional use, plus the padding on the Plate protects your Camera from twisting or scratching.



- Now, properly lock the gimbal in position using the locking knob. The Ronin RS2 has been properly mounted on the Handgrip.




- Loosen the ratchet knob of the Dampener (Not included) and slide it into the Dampener of the Gimbal.



- Now, press the push pin to fully slide the Gimbal into the Pro Quick Release Plate, as shown in the image.



- After sliding in the Ronin, properly tighten the ratchet knob.



Camera Mounting Setup

- Properly slide the Camera (Not included) on the Pro Quick Release Plate.



- After sliding the Camera on the Plate, use the locking knob to properly lock the Camera in its position as shown in the image.



NOTE: Our Quick Release Plate is designed to seamlessly integrate with popular gimbal stabilizers like DJI RS Series, ensuring universal compatibility.



**YOUR PROAIM PRO QUICK RELEASE PLATE
ALL DRESSED UP AND READY TO GO!**



(SHOWN WITH OPTIONAL ACCESSORIES)

Warranty: We offer one year warranty for our products from date of purchase. Within this period of time, we will repair it without charge for labor or parts. Warranty doesn't cover transportation costs nor does it cover a product subjected to misuse or accidental damage. Warranty repairs are subjected to inspection and evaluation by us.

Liability: We are not liable for damage caused by products that we do not supply or from mishandling in transit, accident, misuse, neglect, lack of care of the product, or service by anyone other than our company.

Contact Us: In case of any kind of dissatisfaction, please Contact us immediately and we promise our utmost support and care until you use our product.