

PROAIM Mounting Plate for Scissor Crane (AP-PTP-SCSR)

Assembly Manual



■ What's In The Box

Please inspect the contents of your shipped package to ensure you have received everything that is listed below.



Proaim Mounting Plate for Scissor Crane





1 x 4mm Allen Key

All rights reserved.

No part of this document may be reproduced, stored in a retrieval system, or transmitted by any form or by any means, electronic, mechanical, photo-copying, recording, or otherwise, except as may be expressly permitted by the applicable copyright statutes or in writing by the Publisher.

■ Mounting Plate Setup

- Firstly, remove the fluid head (**Not Included**) attached to the 17ft Powermatic Scissor Jib by loosening the front and rear bolts using a 4mm Allen key.



- Remove the bolts and then remove the Gimbal fluid head from the Powermatic scissor jib (**Not Included**).



- Loosen & remove the 4 bolts from the mounting plate using a 4mm Allen Key.
NOTE: Mounting plate for pan-tilt head is exclusively designed to use with Scissor Crane (**Not Included**).



- Attach the mounting plate to the Powermatic scissor jib (**Not Included**), matching the threads.




- After attaching the mounting plate, secure it by inserting bolts with the help of a 4mm Allen Key.




- The mounting plate has been securely attached to the Powermatic Scissor Jib (**Not Included**), as shown in the image.



- Attach the pan tilt head (Not Included) to the Scissor Crane Mounting plate by adequately aligning the hole and inserting the bolt, as shown in the image.




- After inserting the bolt, insert the washer and wing nut from the top.



- To secure the Scissor Mounting Plate to the Pan tilt (Not Included), properly tighten it with a wing nut as shown in the image.



- Mount the camera (Not Included) to the camera platform of the pan-tilt head, properly align it, and then insert a check nut in it.



- Tighten the check nut to properly secure the camera to the camera platform, as shown in the image.



YOUR PROAIM MOUNTING PLATE FOR SCISSOR CRANE ALL DRESSED UP AND READY TO GO!



(SHOWN WITH OPTIONAL ACCESSORIES)

Warranty: We offer one year warranty for our products from date of purchase. Within this period of time, we will repair it without charge for labor or parts. Warranty doesn't cover transportation costs nor does it cover a product subjected to misuse or accidental damage. Warranty repairs are subjected to inspection and evaluation by us.

Liability: We are not liable for damage caused by products that we do not supply or from mishandling in transit, accident, misuse, neglect, lack of care of the product, or service by anyone other than our company.

Contact Us: In case of any kind of dissatisfaction, please Contact us immediately and we promise our utmost support and care until you use our product.