

ISO Dampener Mitchell Mount (ST-ISOD-01)

Assembly Manual



■ What's In The Box

Please inspect the contents of your shipped package to ensure you have received everything that is listed below.



ISO Dampener



Castle Nut Wrench



Hard Case

All rights reserved.

No part of this document may be reproduced, stored in a retrieval system, or transmitted by any form or by any means, electronic, mechanical, photo-copying, recording, or otherwise, except as may be expressly permitted by the applicable copyright statutes or in writing by the Publisher.



Safety Hints

ATTENTION: PLEASE READ THIS BEFORE USING TO PREVENT SERIOUS DAMAGE TO THE GEAR!

DO NOT FORGET TO SECURE THE EQUIPMENT

The Dampener must be carefully locked while setting-up with any equipment.

NEVER LEAVE THE FASTENERS LOOSE

Always tighten the locking knobs properly for giving security to camera setup.

BE HIGHLY VIGILANT OF FRICTION ADJUSTMENT




When you are adjusting either Roll Axis / Pan Axis, make sure that the Friction adjustment of both dampers must be same.

FOLLOWING THESE GUIDELINES WILL PROVIDE BETTER SHOTS AND TROUBLE-FREE OPERATION.

SHOULD YOU NEED ADDITIONAL INFORMATION, TECHNICAL ASSISTANCE IS AVAILABLE 'ONLINE' BY CONTACTING YOUR SALES REPRESENTATIVE.


ISO Dampener Setup

- Firstly, remove Castle Ring from ISO Dampener.
- Attach ISO Dampener with Vibration Isolator Plate (**Not Included**) and tighten Castle Ring from top with the help of Castle Nut Wrench.



NOTE: The ISO Dampener is flexible enough so you can easily tilt it up & down on any side.

- Now connect any Remote Head (**Not Included**) with ISO Dampener and tighten Castle Ring with the help of Castle Nut Wrench.



**YOUR PROAIM ISO DAMPENER MITCHELL MOUNT
ALL DRESSED UP AND READY TO GO!**



(SHOWN WITH OPTIONAL ACCESSORIES)

Warranty: We offer one year warranty for our products from date of purchase. Within this period of time, we will repair it without charge for labor or parts. Warranty doesn't cover transportation costs nor does it cover a product subjected to misuse or accidental damage. Warranty repairs are subjected to inspection and evaluation by us.

Liability: We are not liable for damage caused by products that we do not supply or from mishandling in transit, accident, misuse, neglect, lack of care of the product, or service by anyone other than our company.

Contact Us: In case of any kind of dissatisfaction, please Contact us immediately and we promise our utmost support and care until you use our product.