


# Flymate Versatile Camera Dolly with Universal Track Ends (DL-FLMT-01)

## Assembly Manual



### ■ What's In The Box

Please inspect the contents of your shipped package to ensure you have received everything that is listed below.




All rights reserved.

No part of this document may be reproduced, stored in a retrieval system, or transmitted by any form or by any means, electronic, mechanical, photo-copying, recording, or otherwise, except as may be expressly permitted by the applicable copyright statutes or in writing by the Publisher.

## Flymate Versatile Camera Dolly Setup

- Insert both the track rails (Not included) into the end truss & tighten knobs properly.



- Now attach long feet to the end truss and tighten the knobs to secure them.



**Note:** For reference, We have used an 8ft rail track (Not included) for the assembly purpose. You must place the central support in the middle for a longer track, as shown in the photo.



### Mount Camera Platform with Bowl on the Track

- Now, place the camera platform with a 150mm bowl attached to it onto the rail track. The handle part of the camera platform should be inside the rail track, as shown. Make sure all wheels are aligned correctly on the rails, so the camera platform runs smoothly.



**Note:** Assembly steps for 75mm/100mm/150mm Bowl are the same.


- Mount the 100mm bowl onto the camera platform and tighten it appropriately with the help of a screw driver, as shown.



- Similarly, you can attach Mitchell base to the camera platform, and secure it by tightening the bolt with the help of the Allen key.



- For hi-hat mounting, attach the Hi-hat adaptors to the camera platform, then insert the bolt to secure them.



- Attach the long feet to the Hi-hat adaptors and tighten the knob to secure them together, as shown in the image.



- Similarly, you can attach the baby feet to the Hi-hat adaptors and secure them by tightening the knob.



- Lastly, mount your camera setup onto the fluid head (Not included) and secure it properly.



**YOUR FLYMATE VERSATILE CAMERA DOLLY WITH UNIVERSAL TRACK ENDS  
ALL DRESSED UP AND READY TO GO!**



**(SHOWN WITH OPTIONAL ACCESSORIES)**

**Warranty:** We offer one year warranty for our products from date of purchase. Within this period of time, we will repair it without charge for labor or parts. Warranty doesn't cover transportation costs nor does it cover a product subjected to misuse or accidental damage. Warranty repairs are subjected to inspection and evaluation by us.

**Liability:** We are not liable for damage caused by products that we do not supply or from mishandling in transit, accident, misuse, neglect, lack of care of the product, or service by anyone other than our company.

**Contact Us:** In case of any kind of dissatisfaction, please Contact us immediately and we promise our utmost support and care until you use our product.