

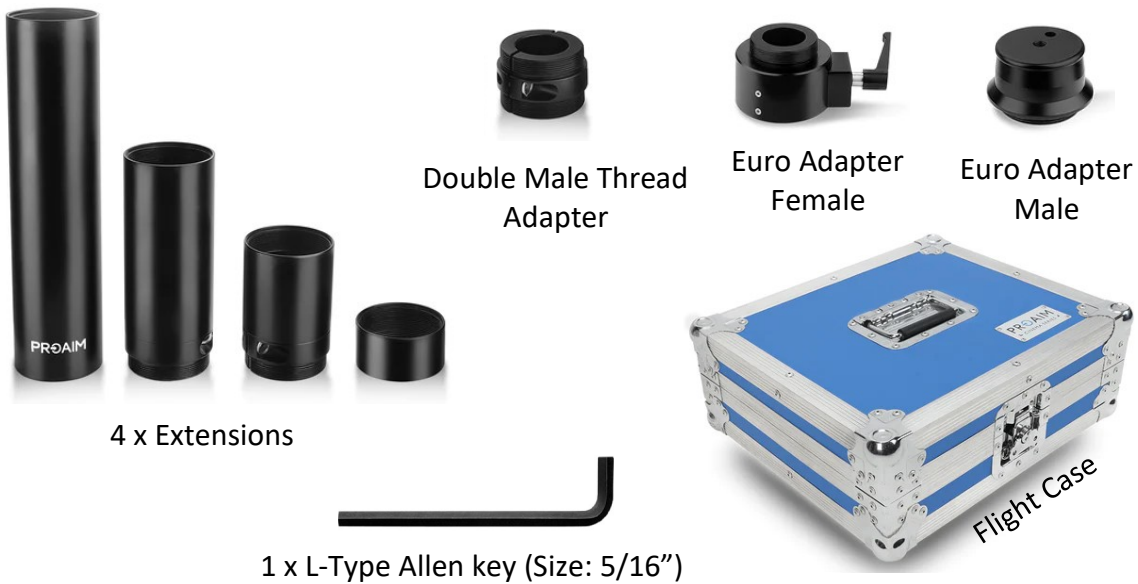
Flexino Bazooka Set for Video Film Camera Dolly (BZ-FLXN-01)

Assembly Manual



What's In The Box

Please inspect the contents of your shipped package to ensure you have received everything that is listed below.



All rights reserved.

No part of this document may be reproduced, stored in a retrieval system, or transmitted by any form or by any means, electronic, mechanical, photo-copying, recording, or otherwise, except as may be expressly permitted by the applicable copyright statutes or in writing by the Publisher.

Flexino Bazooka Setup

Assembling of Extension 1 (32cm)

- Insert the 1st extension (32cm) into the Euro Female Adapter, then rotate and tighten it properly.



NOTE: A Euro Female Adapter at the base facilitates easy attachment for additional extensions and a ratchet lock lever for locking the extensions in place .



Assembling of Double Male Thread Adapter (2cm)

- Insert the Double Male Thread Adapter to the 1st Extension, then rotate and tighten it properly.



- The Double Male thread Adapter has been properly mounted on the 1st Extension.



Assembling of Extension 2

- Insert the 2nd Extension into the Double Male Thread Adapter, then rotate and tighten it properly.



- The 2nd Extension has been properly mounted on the Double Male Thread Adapter.



Assembling of Extension 3 (4cm)

- Mount the 3rd Extension (4cm) on the 2nd Extension, then rotate and tighten it properly.




- The 3rd Extension has been properly mounted on the 2nd Extension.



Assembling of Extension 4 (10cm)

- Mount the 4th Extension on the 3rd Extension, then rotate and tighten it properly.



NOTE: The Bazooka, with its detachable extensions, makes it fast and ultra-easy for professional.



Assembling of Euro Adapter Male (4.8cm)

- Mount the Euro Male Adapter (4.8cm) on the 4th Extension, then rotate and tighten it properly.




NOTE: Top mounting is facilitated by a Euro Male Adapter that lets you rig your camera gear with utmost security.



Mounting on Dolly

- Loosen the ratchet knob of the Flexino Bazooka and mount it on the Euro Adapter (Not Included) on the Doorway Dolly (Not Included).



- After mounting the Flexino Bazooka, secure it by properly tightening the ratchet knob.



- Loosen the ratchet knob of the Euro-Mount Offset Bracket (Not Included) and mount it on the Flexino Bazooka.

NOTE: The Euro Mount Offset Adapter accommodates all industry standard Euro compatible mounting options.



- After mounting the Offset Bracket, secure it properly by tightening the ratchet knob.

NOTE: The adapter is equipped with a Ratchet Knob on one side which provides secure lock-off to the camera .



Mounting of Fluid Head

- Loosen the Castle Ring of the Fluid Head (Not Included) and mount it on the Offset Bracket.



- After mounting the Fluid Head, attach the Castle Ring to the bottom of the Fluid Head and properly secure it.



Camera Mounting Setup

- Push the button of the Fluid Head and remove the Camera Plate.



- Now attach the Camera Plate to the Camera (Not Included) by matching the threads and properly secure with the help of a screwdriver (Not Included).



- Now the Camera has been properly attached to the Camera Plate.



- Slide the Camera onto the Fluid Head and properly lock with the help of the locking pin.



NOTE: It provides a multitude of camera mounting configurations using additional, optional mounting accessories.



NOTE: The durable Bazooka Set comes equipped with different extensions to give you just the amount of elevation you are looking for.



**YOUR PROAIM FLEXINO BAZOOKA SET FOR VIDEO FILM
ALL DRESSED UP AND READY TO GO!**



(SHOWN WITH OPTIONAL ACCESSORIES)

Warranty: We offer one year warranty for our products from date of purchase. Within this period of time, we will repair it without charge for labor or parts. Warranty doesn't cover transportation costs nor does it cover a product subjected to misuse or accidental damage. Warranty repairs are subjected to inspection and evaluation by us.

Liability: We are not liable for damage caused by products that we do not supply or from mishandling in transit, accident, misuse, neglect, lack of care of the product, or service by anyone other than our company.

Contact Us: In case of any kind of dissatisfaction, please Contact us immediately and we promise our utmost support and care until you use our product.