

Assembly Manual



What's In The Box

Please inspect the contents of your shipped package to ensure you have received everything that is listed below.



Proaim Headrest Plus Bracket

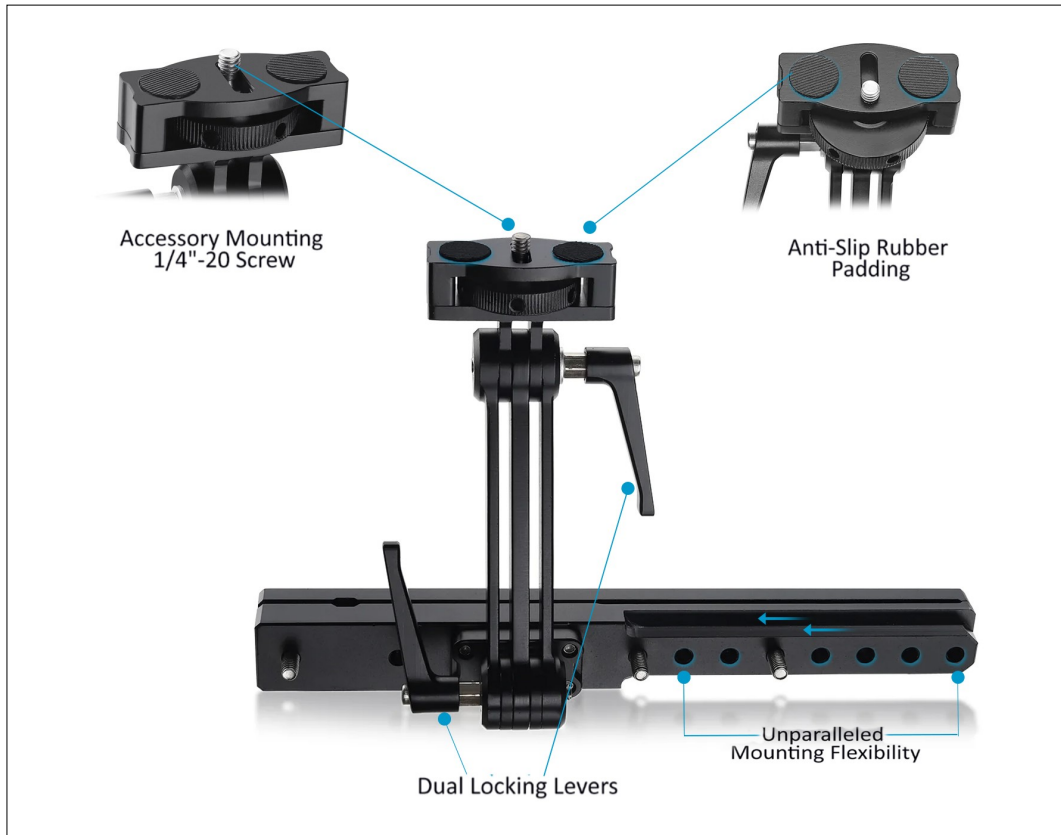


1 x L-Type Allen Key (Size: 5mm)

All rights reserved.

No part of this document may be reproduced, stored in a retrieval system, or transmitted by any form or by any means, electronic, mechanical, photo-copying, recording, or otherwise, except as may be expressly permitted by the applicable copyright statutes or in writing by the Publisher.

Feature Of Car Seat Headrest Plus Bracket



Car Seat Headrest Bracket Setup

- Loosen the bolts of the headrest car mount using the 5mm Allen key. Now, loosen the clamp attached at the bottom of the Headrest Car Mount .
- To remove the Headrest, push the seat's button as shown in the image.



- Insert the Headrest Rod in the Headrest Plus Bracket, as shown in the image.




- Then, re-insert the assembly headrest in the vehicle's seat.



- After properly inserting the assembly headrest into the vehicle's seat, secure all the bolts of the Headrest Plus Bracket by re-tightening them, as shown in the image.




- Now, loosen the ratchet knob and set the position of the Bracket, per your requirement.



- Mount the desired accessory in the Bracket and position it per your requirement.



NOTE: The arm has two highly flexible joints with tilting adjustments for your monitor or accessory at the perfect angle for optimal viewing comfort.



Tilting Mechanism Feature



- Place the LCD monitor (Not Included) directly on the Headrest Plus Bracket and secure it by twisting the 1/4"- 20 screw.



- The LCD monitor is properly attached with Headrest Plus Bracket.



**YOUR PROAIM CAR SEAT HEADREST PLUS BRACKET
ALL DRESSED UP AND READY TO GO!**



(SHOWN WITH OPTIONAL ACCESSORIES)

Warranty: We offer one year warranty for our products from date of purchase. Within this period of time, we will repair it without charge for labor or parts. Warranty doesn't cover transportation costs nor does it cover a product subjected to misuse or accidental damage. Warranty repairs are subjected to inspection and evaluation by us.

Liability: We are not liable for damage caused by products that we do not supply or from mishandling in transit, accident, misuse, neglect, lack of care of the product, or service by anyone other than our company.

Contact Us: In case of any kind of dissatisfaction, please Contact us immediately and we promise our utmost support and care until you use our product.