

Assembly Manual



**What's In The Box**

Please inspect the contents of your shipped package to ensure you have received everything that is listed below.



Top Shelf



Lower Shelf



2 x Crossbars with Bush



2 x Pneumatic Tires  
with Break



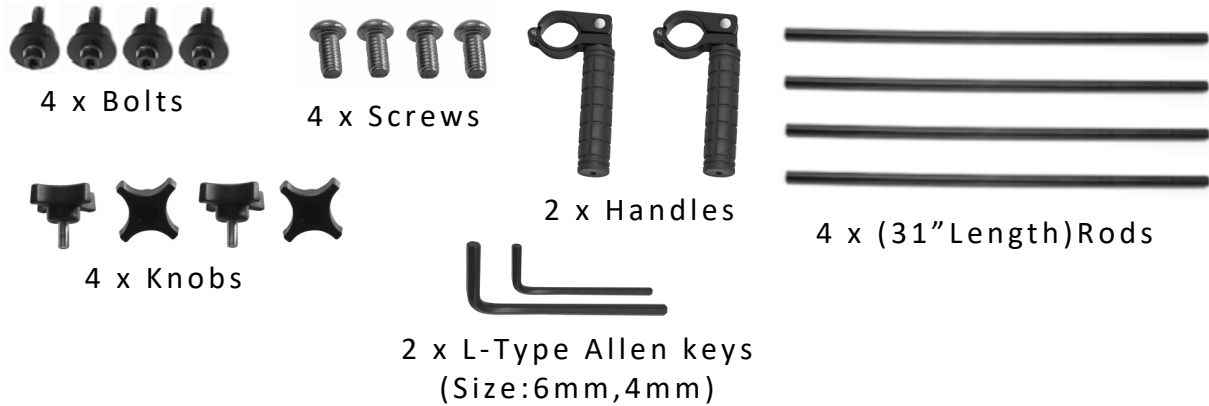
2 x Pneumatic Tires  
without Break

**NOTE: The colour of Wheel Fork can be Black or Silver as per the availability.**

---

All rights reserved.

No part of this document may be reproduced, stored in a retrieval system, or transmitted by any form or by any means, electronic, mechanical, photo-copying, recording, or otherwise, except as may be expressly permitted by the applicable copyright statutes or in writing by the Publisher.



## Bowado Pro V1 36" Cart Setup

### Pneumatic Tires with Break Assembly

**NOTE:** Bowado Pro Cart comes packed in a compact rollable suitcase for easy transport. You will receive all parts of the Bowado Pro Cart in one complete package.


- Loosen all 4 Ratchet knob present on each side of the Cart.
- Slide 4 Pneumatic Wheels onto the cart's lower shelf, and lock them with the knob on top, as shown in the image.
- Follow the same procedure with the other wheels.
- To properly secure the wheels, tighten them with the help of the locking knob.



**Feature:** The cart features pneumatic wheels, which ensure the overall setup remains light, sleek, and sturdy.



**Feature:** The wheels have brakes that keep the cart stable and secure for reliable parking.



## ■ Carrying Handle Assembly


- Loosen the handle screw using a 4mm Allen key.



- All the screws have been removed from the handle as shown in the image.
- Attach the carrying handle matching the thread of the lower shelf.




- After attaching the handle put the bolt back.



- After installing the bolts, tighten the bolts with the help of Allen key.

**Feature:** Carrying Handle at the side of the Cart that facilitates ease of movement even when the Cart is fully loaded.



- Loosen all the 4 knobs of lower shelf's corner hole and insert rod into it, as shown in the image.




- Now, tighten all the knobs to ensure proper attachment of all the rods.




## Crossbar Assembly

- Loosen the knob to open the clamp of crossbar.

**Feature:** The cart comes with a pair of crossbars that are mounted on the sides of the cart.



- Now, the crossbar is fixed on the rods, as shown in the image.
- Tighten the knobs of the crossbar to securely position it.




- Crossbars provide incredible accessory mounting flexibility with multiple free and 3/8" threaded holes for various photo.




## Handle Assembly

- Loosen the handle to open the clamp.



- Attach the handle through clamp on the rod and adjust the handle accordingly.

**NOTE:** It helps create the leverage needed while lifting the cart quickly over obstacles, stairs or other incline surfaces.



- Set the desired height position as shown in image.

**Feature:** The Ergonomically designed and rubber-coated handle quickly mounts to the rods of the Cart without any additional tools.



## Top Shelf Assembly

- Mount the upper shelf on the top of the rods by aligning it in the corners.
- Tighten all the 4 corner knobs of upper shelf so that upper shelf doesn't fall down.

**NOTE:** Two peoples are needed to assemble the cart.



## Height Adjustable of Top Shelf

Top Shelf adjusts up or down on rods for your preferred standing height via the provided locking knobs on each corner.



## YOUR PROAIM BOWADO PRO V1 36" VIDEO PRODUCTION CAMERA CART ALL DRESSED UP AND READY TO GO!



(SHOWN WITH OPTIONAL ACCESSORIES)

**Warranty:** We offer one year warranty for our products from date of purchase. Within this period of time, we will repair it without charge for labor or parts. Warranty doesn't cover transportation costs nor does it cover a product subjected to misuse or accidental damage. Warranty repairs are subjected to inspection and evaluation by us.

**Liability:** We are not liable for damage caused by products that we do not supply or from mishandling in transit, accident, misuse, neglect, lack of care of the product, or service by anyone other than our company.

**Contact Us:** In case of any kind of dissatisfaction, please Contact us immediately and we promise our utmost support and care until you use our product.