

Boom Light Telescopic Stand w 5/8" Mount (P-BMLS-01)

Assembly Manual



■ What's In The Box

Please inspect the contents of your shipped package to ensure you have received everything that is listed below.



Proaim Boom Light Telescopic Stand

All rights reserved.

No part of this document may be reproduced, stored in a retrieval system, or transmitted by any form or by any means, electronic, mechanical, photo-copying, recording, or otherwise, except as may be expressly permitted by the applicable copyright statutes or in writing by the Publisher.

Boom Light Telescopic Stand Setup

- Loosen the knob of the boom light telescopic stand and spread its legs as per your requirements, as shown in the image.



- Secure the legs properly with the knob.

Note: The sturdy stand has two legs in the front & a central column post, and all of them are equipped with quick levelling knobs to stand at uneven stairs, hills, and curbs.



- Loosen the center knob of the boom light telescopic stand and open the boom arm according to your requirement.



- Secure the Boom arm properly with the knob as shown in the picture.





- Loosen the knob on the 1st section of the telescopic boom arm, extending its length.




- Similarly, you can extend the length by loosening the 2nd and 3rd knob.

Note: Boom arm features three sections that telescope from 8ft to 3.4ft, secured & tightened by locking knobs.



- Mount the lights to 5/8" baby pin mounting on the telescopic boom arm and secure the knob properly.

Note: The top of the boom arm is equipped with a 5/8" baby pin to facilitate overhead lighting, microphone positioning, reflectors, soft boxes, etc.



- Loosen the bottom knob of the boom light telescopic stand and extend the levelling feet as shown in the image.

Note: This way, it is stable and safe to level the feet on the surface.



Note: A baby pin at the top of the central post allows you to mount various accessories for studio and location shoots.



- Your setup is ready to use.



**YOUR PROAIM BOOM LIGHT TELESCOPIC STAND W 5/8" MOUNT
ALL DRESSED UP AND READY TO GO!**



(SHOWN WITH OPTIONAL ACCESSORIES)

Warranty: We offer one year warranty for our products from date of purchase. Within this period of time, we will repair it without charge for labor or parts. Warranty doesn't cover transportation costs nor does it cover a product subjected to misuse or accidental damage. Warranty repairs are subjected to inspection and evaluation by us.

Liability: We are not liable for damage caused by products that we do not supply or from mishandling in transit, accident, misuse, neglect, lack of care of the product, or service by anyone other than our company.

Contact Us: In case of any kind of dissatisfaction, please Contact us immediately and we promise our utmost support and care until you use our product.