



## Quick Release Camera Hook for Flycam Flowline Body Support Rigs (FLCM-FLN-CH)

---

### Assembly Manual



### ■ What's In The Box

Please inspect the contents of your shipped package to ensure you have received everything that is listed below.



Flycam Quick Release Camera Hook  
with 4 x Ball Studs (1/4"-20) & (3/8"-16)

---

All rights reserved.

No part of this document may be reproduced, stored in a retrieval system, or transmitted by any form or by any means, electronic, mechanical, photo-copying, recording, or otherwise, except as may be expressly permitted by the applicable copyright statutes or in writing by the Publisher.

## Camera Hook Setup

- Loosen the screw of the Camera Hook attached to the Flowline Support Arm (Not Included) using an Allen key.





- Similarly, remove the second screw.
- Now, remove the Hook from the Flowline Support Arm.



- As shown in the image, take the Cord bundle out from the Cup and pull the Cord until a Cord lock comes out.



- Separate the Cord and the Cord lock.
- Keep the lock aside to re-attach it later.



- Similarly, separate the Cord from the Cup to mount it back later.



- Insert the Ball Stud in the quick-release Camera Hook, as shown in the image.

**NOTE:** Quick-release catch is secured to the Ball Stud.



- Remove the Cap from the Quick-release Camera Hook.
- Insert the Cord into the Cap.



- Properly attach the Cord to the Quick release Camera.



- After attaching the Cord, properly tie it to the Cap.

**NOTE:** The quick-release head is attached to the Rig's Suspension Cable.




- Insert the Ball stud in the Camera by properly matching its thread.

**NOTE:** The Hook has a quick-release head and four-ball studs that can be mounted on almost any Camera, Cage, or Rig with 1/4"-20 or 3/8"-16 threads on top.



- After inserting the Ball stud, attach the quick-release Camera hook to the Ball Stud.

**NOTE:** Solid and secure attachment via thumbscrew.



**NOTE:** It has a thumbscrew that ensures a solid connection for your Rig.

- The standard Camera hook by Flycam is universal and can be used on any Camera.



**YOUR PROAIM QUICK RELEASE CAMERA HOOK FOR FLYCAM  
FLOWLINE BODY SUPPORT RIGS  
ALL DRESSED UP AND READY TO GO!**



**(SHOWN WITH OPTIONAL ACCESSORIES)**

**Warranty:** We offer one year warranty for our products from date of purchase. Within this period of time, we will repair it without charge for labor or parts. Warranty doesn't cover transportation costs nor does it cover a product subjected to misuse or accidental damage. Warranty repairs are subjected to inspection and evaluation by us.

**Liability:** We are not liable for damage caused by products that we do not supply or from mishandling in transit, accident, misuse, neglect, lack of care of the product, or service by anyone other than our company.

**Contact Us:** In case of any kind of dissatisfaction, please Contact us immediately and we promise our utmost support and care until you use our product.