

CAMTREE Hunt Cage Kit (CH-FS7-CKIT)

Assembly Manual



■ What's In The Box

Please inspect the contents of your shipped package to ensure you have received everything that is listed below.



Cage for Sony FS7



Base Plate



Cage Bracket



X9 Follow focus



Battery plate



Lens Support



MB-23 CF Matte box



2 x 150mm Female Rods



2 x 300m Female Rods

All rights reserved.



No part of this document may be reproduced, stored in a retrieval system, or transmitted by any form or by any means, electronic, mechanical, photo-copying, recording, or otherwise, except as may be expressly permitted by the applicable copyright statutes or in writing by the Publisher.

■ Camtree Hunt Cage Kit Setup


- Attach the cage's quick release baseplate to the tripod plate and mount it to tripod stand (Not Included).




- Loosen the knob and insert 2x300mm female rods into the front of the base plate.



- Insert 2x150mm female rods into the back of the base plate.



- Attach lens support and follow focus to 2x300mm female rods, as shown in the images.



**YOUR CAMTREE HUNT CAGE KIT
ALL DRESSED UP AND READY TO GO!**



(SHOWN WITH OPTIONAL ACCESSORIES)

Warranty: We offer one year warranty for our products from date of purchase. Within this period of time, we will repair it without charge for labor or parts. Warranty doesn't cover transportation costs nor does it cover a product subjected to misuse or accidental damage. Warranty repairs are subjected to inspection and evaluation by us.

Liability: We are not liable for damage caused by products that we do not supply or from mishandling in transit, accident, misuse, neglect, lack of care of the product, or service by anyone other than our company.

Contact Us: In case of any kind of dissatisfaction, please Contact us immediately and we promise our utmost support and care until you use our product.