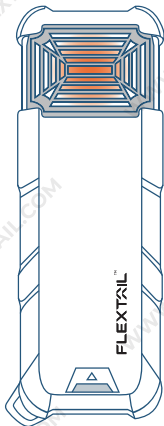


# FLEXTAIL™



## MAX REPELS USER GUIDE

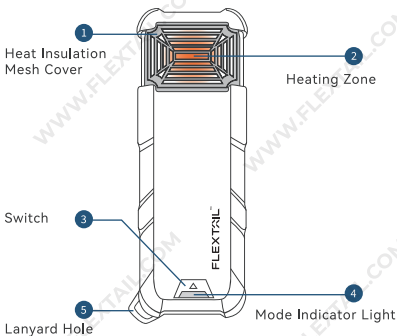


Please read the USER GUIDE carefully and keep safe before using the product.  
This product is only for adult but not a toy.

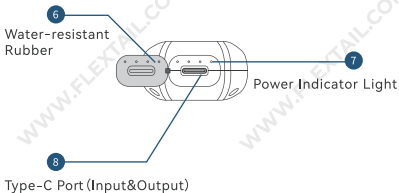
— OR04-NR01 —

## PRODUCT INTRODUCTION

### FRONT



### BOTTOM



## PRODUCT PARAMETER

Size 134.74\*49\*27.7mm

Weight 200g

Material PC/ PA66/ SIL

---

Battery Capacity 9600mAh

Rated Voltage 5V

Power Rating 22W

Modes Camping Mode :  
10FT Protection Zone  
  
Outdoor Mode :  
30FT Protection Zone

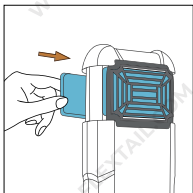
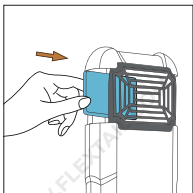
Heated Temperature Camping Mode :  
110°C(±5°C)/230°F(±5°F)  
  
Outdoor Mode:  
165°C(±5°C)/329°F(±5°F)

What's in the box FLEXTAIL MAX REPEL\*1,  
Type-C Charging  
User Manual\*1

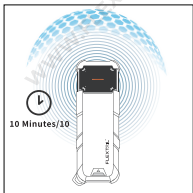
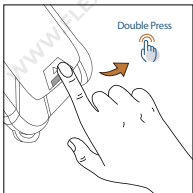
## PRODUCT INSTRUCTIONS

### · To Use Max Repel S

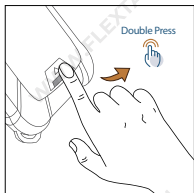
1. Remove one or two FLEXTAIL Max Repel S Mat(s) from Wrapper. Insert the mat(s) under the Black Grill(s).



2. Double press the switch to activate the Max Repel S. It can takes up to 10 minutes for the Zone to fully established.



3. When finish using the Max Repel S, double press the switch to turn it off and let it cool completely.

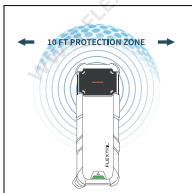
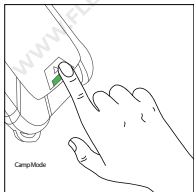


#### · To Switch Mode

After activated, the initial mode is camping mode.

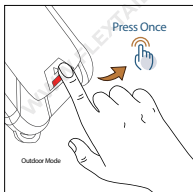
#### CAMPING MODE (LOW MODE)

The mode indicator light turns green under camping mode.



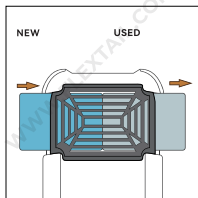
## OUTDOOR MODE(HIGH MODE)

Press the switch once and the mode indicator light turns red.



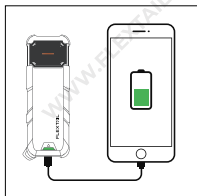
### · To Replace Max Repel S Mat/

Make sure the device is off and cool, push used mat out by inserting a new one.



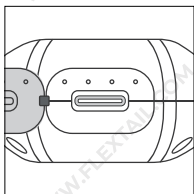
## · Charge Your Device

Charge your mobile device via Type-C cable in emergency.



---

## · Power Indicator



INPUT	0%	●	●	●	●
	25%	●	●	●	○
	50%	●	●	○	○
	75%	●	○	○	○
	100%	○	○	○	○
OUTPUT	100%	○	○	○	○
	75%	○	○	○	●
	50%	○	○	●	●
	25%	○	●	●	●
	0%	●	●	●	●

### WARNING

1. Do not remove the battery from the equipment housing.
  2. Do not use the product if the battery pack is damaged.
  3. Do not put it in the water for a long time.
  4. To reduce the risk of injury, close supervision is necessary when a product is used near children.
  5. KEEP OUT OF REACH OF CHILDREN.
  6. Do not put fingers, metal or other foreign objects in the product.
  7. If there is any leak, odor, or deformation in the battery pack, please discontinue use and dispose of it immediately.
  8. Do not use in a closed room or in a tent where the air is not flowing.
  9. Do not modify or attempt to repair the device by yourself. For service, contact FLEXTAIL.
  10. The device can only use recommended evaporative media. Using other media may produce toxicity or fire.
  11. The device has a heated surface for evaporative active media, so do not touch these surfaces during use.
- 

### STORAGE AND TRANSPORTATION

1. This product contains a lithium battery and is subject to specific transportation restrictions. Please check the packaging before transportation.
2. Do not store the product for a long time with the battery completely discharged. Lithium-ion battery products should be charged at least once every 3 months during storage.
3. Do not keep the mosquito repellent in an environment above 60°C for a long time.
4. When not in use, store it in a dry and room-temperature environment.



## AFTER-SALES POLICY

We are committed to providing our customers with high-quality products and services. If you require after-sales service after purchasing our products, please follow the policy below.

---

### · After-sales Service Period

Our products enjoy a one-year free warranty service from the date of sale. If your product has quality problems within this period, please contact our after-sales service department promptly.

---

### · Scope of After-sales Service

We will provide the following after-sales services:

1. Inspection and repair of products;
2. Replacement of damaged or missing parts;
3. Replacement service for irreparable products;
4. Provision of technical support and advice when necessary

Please note that we only provide after-sales service for the products themselves. If the damage or malfunction of the product is caused by improper use or accidental accidents, the after-sales service will not be covered by the warranty.

---

### · After-sales Service Process

If you require after-sales service, please contact our after-sales service department and provide relevant information such as the product model and purchase date. Our customer service representative will provide you with detailed guidance and help arrange for repairs and other after-sales services.

During the after-sales service process, we will try our best to meet your requirements and provide fast and efficient services.

#### · Other Considerations

1. Please keep your purchase receipts and product warranty cards and other related documents properly.
  2. Please do not disassemble or repair the product yourself, as this may affect the validity of the after-sales service.
  3. If you need to extend the warranty period, please contact our customer service department to understand the relevant policies and fees.
  4. Our after-sales service policy aims to provide customers with a better product experience. If you have any questions or suggestions, please feel free to contact us at any time.
- 

#### · Still have question

Contact us via E-mail: [service@flectailgear.com](mailto:service@flectailgear.com)

- f Facebook:** flextail
- @ Instagram:** flextail\_official
- ▶ YouTube:** flextail
- e www.flextail.com**
- ✉ Email:** service@flextailgear.com



**RoHS**

