

ZND_® Assembly Guide

Basic Fence Panel Assembly

Last modified **September 2022**
please check online to confirm
you have the latest version

www.znd.com

Important Notes

Please note that this document is an assembly guide only and should be used simply to show how ZND products are assembled. The installation images contained within this document show the use of a proprietary ZND stabilizing system and this does not constitute a site specific design.

Barrier HQ



Basic Fence Panel Assembly




Suitable for:

ST612 Panel


ST812 Panel

RT612 Panel

RT812 Panel













Recommended for Safety



Important Notes

Please note that this document is an assembly guide only and should be used simply to show how ZND products are assembled. The installation images contained within this document show the use of a proprietary ZND stabilizing system and this does not constitute a site specific design.

ZND_®



Important Notes

Please note that this document is an assembly guide only and should be used simply to show how ZND products are assembled. The installation images contained within this document show the use of a proprietary ZND stabilizing system and this does not constitute a site specific design.



ZND_®



Important Notes

Please note that this document is an assembly guide only and should be used simply to show how ZND products are assembled. The installation images contained within this document show the use of a proprietary ZND stabilizing system and this does not constitute a site specific design.

