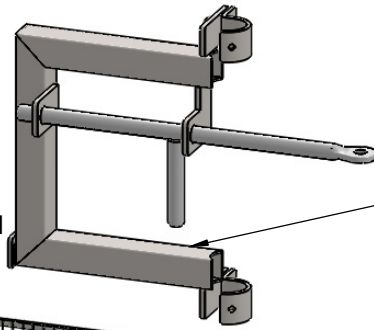


1 ALL DIMENSIONS IN MILLIMETRES
REMOVE ALL SHARP EDGES

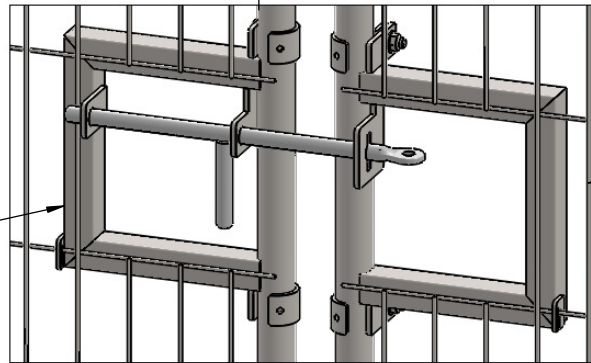
8 THIRD ANGLE PROJECTION
DO NOT SCALE DRAWING

A WEIGHT NOTE:
THE WEIGHT FOR THIS STYLE
OF GATE + THE CONVERSION
KIT = 125lbs (58Kg)

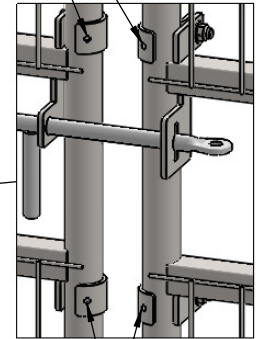
09053035
GATE LATCH
MALE SIDE



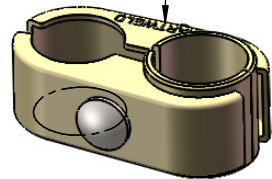


09053045
GATE LATCH
FEMALE SIDE




EACH LATCH SIDE IS TO BE
FIXED TO THE PANEL TUBE
USING 3/16" TEK SCREWS OR
3/16" DIAMETER RIVETS.
USE 4-OFF PER LATCH.
FIXINGS TO BE FITTED
THROUGH THE 2 HOLES IN
EACH CLAMP AS SHOWN HERE.





PUT FITTINGS INTO
TUBE THROUGH
HOLES IN EACH
CLAMP.



09054090
GATE HINGE
COUPLER



09053010
WHEEL BRACKET
ASSEMBLY



09054090
GATE HINGE
COUPLER

2	18/11/21	ISSUED FOR MANUFACTURE	GC		
1	25/6/20	ISSUED FOR MANUFACTURE	GC		
REV	DATE	DESCRIPTION	DRN	CHKD	APPR

NOTE:
BY ADDING THESE COMPONENTS TO TWO
ST612V PANELS YOU CAN CONVERT THEM
INTO A VEHICLE GATE. THESE COMPONENTS
CAN BE ADDED TO ALL THE ZNDUS PANELS
TO CONVERT THEM INTO GATES. CONTACT
ZNDUS SALES FOR MORE INFORMATION.

TOLERANCES - UNLESS STATED OTHERWISE

FABRICATION	UP TO 300mm	+/- 1mm
	UP TO 1000mm	+/- 2mm
	1001mm & ABOVE	+/- 3mm
	ANGULAR	+/- 1°
MACHINING	+/- 0.2mm	
GAUGE	+/- 10%	
WEIGHT	+/- 10% (DUE TO MATERIAL PROPERTIES & TOLERANCES)	

TITLE:

VEHICLE GATE
CONVERSION KIT

NAME	SIGNATURE	DATE
G. CRICK		9/4/20

FINISH: NONE

MATERIAL:

AS SUPPLIED

WEIGHT: SEE NOTE



Drw / Stockcode No.

08052055

Revision

2

SCALE: 1:25

SHEET 1 OF 5

A3

THE COMPANY RETAIN THE RIGHT TO PERIODICALLY ALTER INFORMATION WITHIN THIS DRAWING SHEET AND WILL ATTEMPT TO NOTIFY ALL PARTIES CONCERNED OF ANY CHANGES AND THE INFORMATION ON THIS SHEET SHOULD NOT BE REPRODUCED WITHOUT THEIR WRITTEN CONSENT.