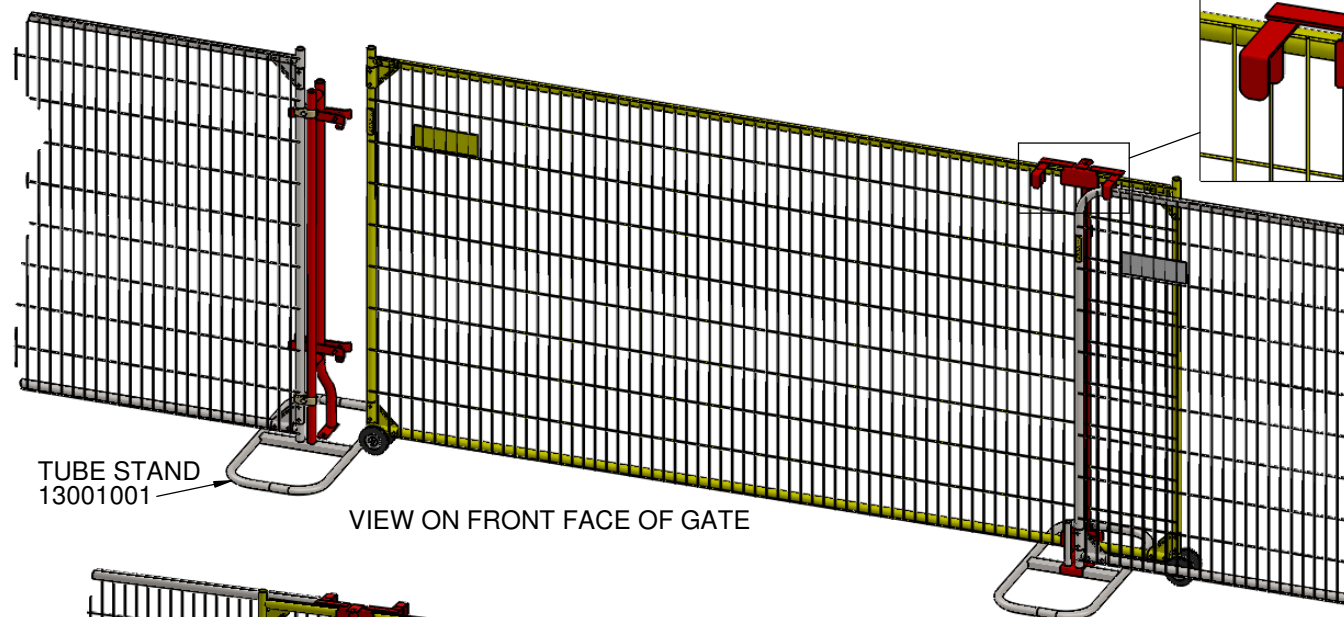


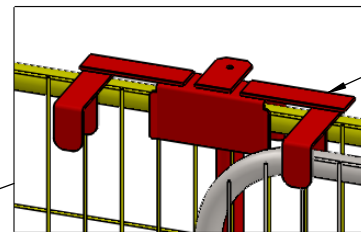
ALL DIMENSIONS IN MILLIMETRES  
REMOVE ALL SHARP EDGES

THIRD ANGLE PROJECTION  
DO NOT SCALE DRAWING



TUBE STAND  
13001001

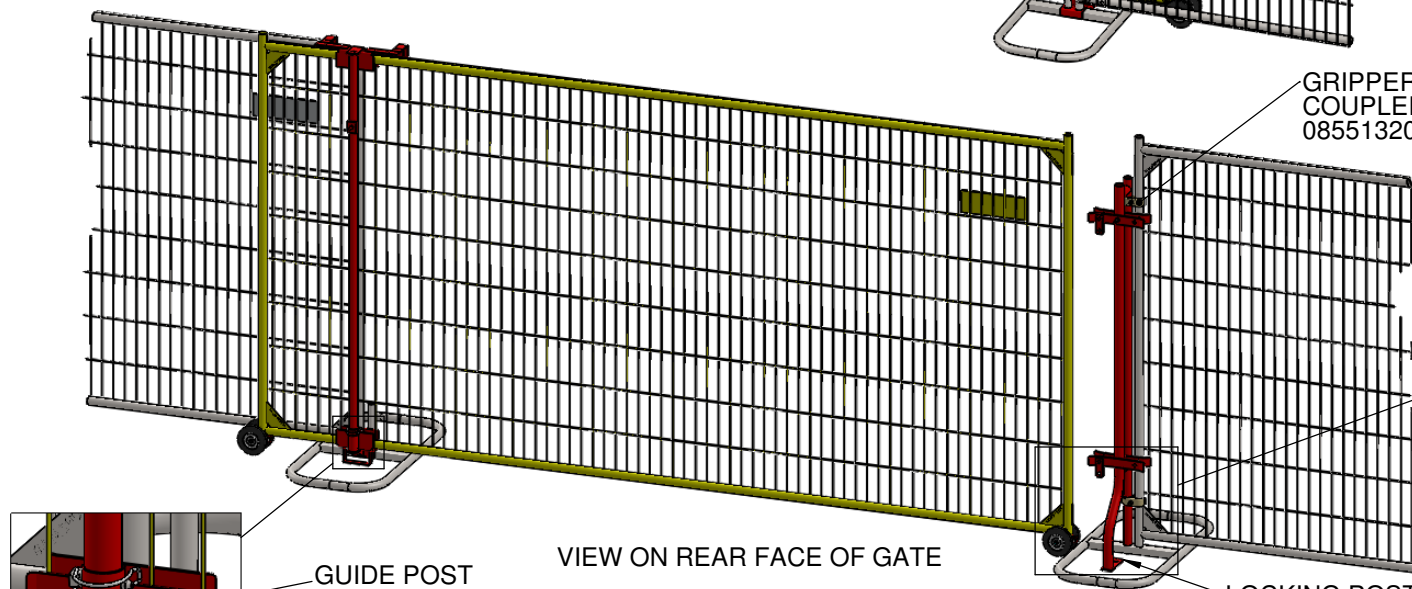
VIEW ON FRONT FACE OF GATE



GUIDE POST  
08051541-1

**SINGLE SLIDING GATE KIT COMPRISES:**

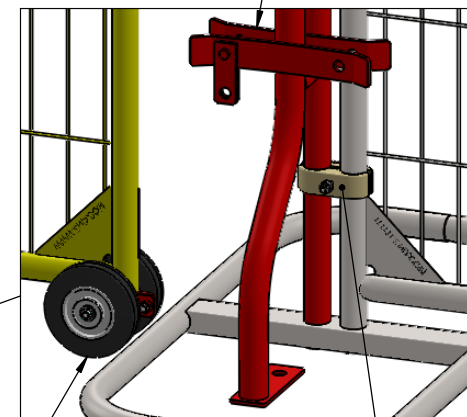
- 1 No. GUIDE POST (08051541-1)
- 1 No. LOCKING POST (08051541-2)
- 2 No. WHEEL CLAMP ASSEMBLIES (08051541-3)
- 2 No. TUBE STANDS (13001001)
- 2 No. GRIPPER COUPLER (08551320)



VIEW ON REAR FACE OF GATE

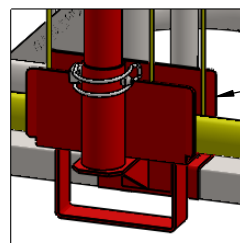
GRIPPER  
COUPLER  
08551320

LOCKING POST  
08051541-2



WHEEL CLAMP  
ASSEMBLY  
08051541-3

GRIPPER  
COUPLER  
08551320



GUIDE POST  
08051541-1

**WEIGHT NOTE:**  
THE WEIGHT FOR 1 No. GUIDE POST,  
1 No. LOCKING POST & 2 No. WHEEL  
ASSEMBLIES = 29.5lbs (13.4Kg)

WAS ZND1464

TOLERANCES - UNLESS STATED OTHERWISE TITLE:

FABRICATION	UP TO 300mm	+/- 1mm
	UP TO 1000mm	+/- 2mm
	1001mm & ABOVE	+/- 3mm
	ANGULAR	+/- 1°
MACHINING	+/- 0.2mm	
GAUGE	+/- 10%	
WEIGHT	+/- 10% (DUE TO MATERIAL PROPERTIES & TOLERANCES)	

**SINGLE SLIDING GATE KIT**

NAME	SIGNATURE	DATE	MATERIAL:
G. CRICK		4/6/21	CARBON STEEL PRE-GALVANISED
CHK'D			
FINISH:	NONE		

0	30/8/21	ISSUED FOR MANUFACTURE	GC	
P1	4/6/21	ISSUED FOR APPROVAL	GC	
REV	DATE	DESCRIPTION	DRN	CHKD APPR



Drw / Stockcode No.	Revision
08051541	0

THE COMPANY RETAIN THE RIGHT TO PERIODICALLY ALTER INFORMATION WITHIN THIS DRAWING SHEET AND WILL ATTEMPT TO NOTIFY ALL PARTIES CONCERNED OF ANY CHANGES AND THE INFORMATION ON THIS SHEET SHOULD NOT BE REPRODUCED WITHOUT THEIR WRITTEN CONSENT.