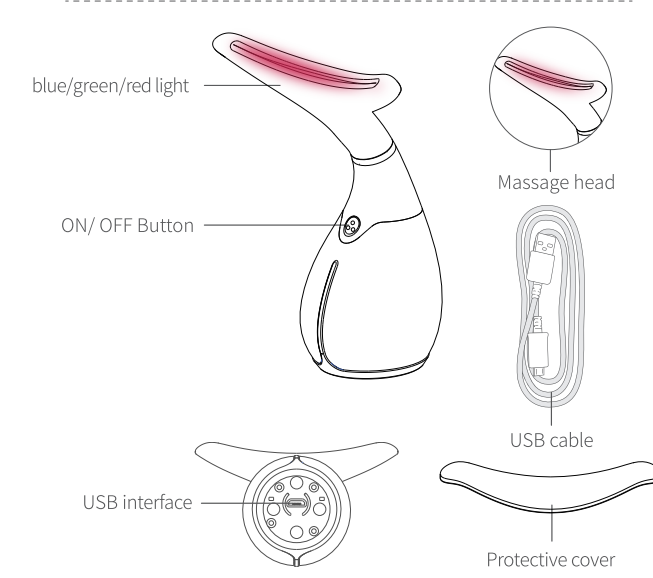




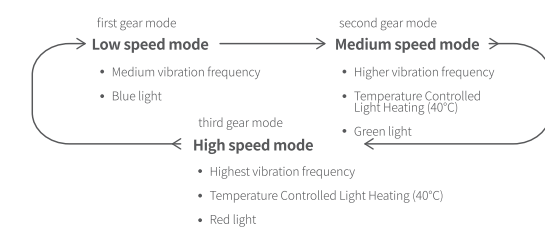
## Contents

| Page |                             |
|------|-----------------------------|
| 1    | Product specifications      |
| 1    | Instructions of the 3 modes |
| 2    | Patent                      |
| 3    | Product features            |
| 4    | How to use on neck          |
| 4    | How to use on face          |
| 4    | How to clean                |
| 5    | Cautions                    |
| 6    | Q&A                         |
| 7    | Technical information       |

### Product specifications



#### Instruction of the 3 modes



### Patent



Appearance patent US 0876,623 S

Appearance patent 003539014-0001

Appearance patent 30-0965355



Blue Light - associated with skin nourishment and may help with overall skin appearance. Blue Light can also improve skin elasticity and refine and reduce the pores. Blue Light is suitable for oily and sensitive skin.



Green Light - may assist with skin tone and calming the skin area. It also has the effect of balancing, and smoothing the skin.



Red Light - associated with age-defying properties and can help improving skin cells vitality. Red Light is also associated with improvement of general skin appearance.

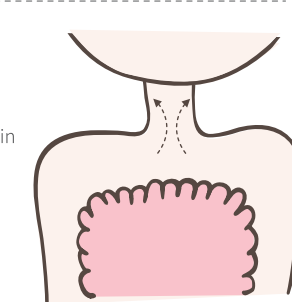
### Product features

This product is ergonomically designed to be applied on the neck and face area. It uses technology that combines high-speed massage, LED Light, and temperature controlled light heating.

1. The curve massage head is especially designed for shoulders, neck, face, and other body parts. Its unique shape can stream the energy from the device directly into the skin.
2. The massage heads can reach 40°C to generate light and gentle temperature controlled heating. It has 3 speed models low, medium, and high to match with its 3 modes/colors of lights. It can stimulate the skin for a radiant, glowing complexion.
3. 3 Sonic / massage modes - low speed ( blue), medium speed ( green), high speed ( red).
4. Mode memory function with 60 seconds reminder function.
5. Convenient USB cable charging.
6. Small, light, and portable, can be used anywhere any time.
7. Modern design

### How to use on neck

1. Apply a small amount of skin care cream on the neck area. Massage until fully absorbed.
2. Select your preference mode (blue/green/red) and apply the massager on the skin in upwards/downwards motions.
3. Use the massager on the back and front of the neck. Massage all acupuncture points in upwards/downwards motions. Use for 5-10 minutes at a time.



### How to use on face

1. Apply a small amount of skin care cream over clean skin. Massage until fully absorbed.
2. Select your preference mode (blue/green/red) and apply the massager on the skin in upwards/downwards motions.
3. Massage all acupuncture points in upwards/downwards motions around the shape of your face. Use for 5-10 minutes at a time.



### How to clean

1. Press ON/OFF button for one second to turn off the massager.
2. Wipe the product with a dry cloth.
3. Close the protective cover and place it in a ventilated dry environment.

### Cautions and Safety Guides

1. Please read the product manual before using, and keep the manual for future use.
2. Use the USB cable provided in the box. Charging time from low battery to full is about 2 hours.
3. When battery is in shortage, flash in red light, when it is under battery charging, flash in blue light, when blue light is up on indicates charge in saturation.
4. The product has mode memory function, when switch it on, it will enter the mode you chose last time automatically.
5. Do not use this product while it is being charged.
6. Stop using this product if you feel uncomfortable or if skin irritation or swelling occurs and contact the manufacturer.
7. The product is not waterproof, please do not place it in water.
8. Put the product on a dry and ventilated place, to avoid direct sunlight, and make sure no corrosive chemicals around.
9. The cleansing cloth using high-quality fleece material, can be washed repeatedly.
10. Friendly reminder: please use moderate skin care product. Excessive skin care product can not be thoroughly absorbed. In contrast, the leftover might possibly permeate into the massager and damage it. Please clean the massager in time with cleansing cloth after using.
11. After a long time of idle mode, the massager will need about 15 minutes of charging to reactivate (indicator light will turn blue).
12. Keep out of the reach of children.
13. Do not apply directly over the eyes.
14. This product should not be used by small children and is for external use only. If you have any medical condition (such as but not limited to: have a heart pacemaker, suffer from epilepsy, pregnancy, suffer from severe medical conditions, etc.) please consult with your physician before using this product.
15. In the rare case that you feel uncomfortable or the skin becomes irritated, please stop using the product and contact the manufacturer.

### Q&A

| Question  | Answer  |
|---|---|
| I suffer from allergies, can I use the product?                           | Yes, this product is made with materials of the highest standards that are proven to be safe and not cause any skin irritation. However, in the rare case of skin irritation, allergy, or discomfort stop using the product and contact the manufacturer.   |
| What is the recommended use of the product?                               | The recommended use of the product is 5-10 minutes at a time any day you want.  |
| The product suddenly has no vibration, does not work, what is the reason? | <ul style="list-style-type: none"> <li>Check whether the product electricity is in shortage or not. Recharge product.</li> <li>Check if the product starts correctly.</li> <li>Restart the product after turn it off.</li> <li>Please contact the GLO24K to consult with the manufacturer.</li> </ul> |
| Can I use this product every day?   | Yes, the vibration intensity and temperature adjustment of this product are intelligently designed by a professional team, can be used multi-times a day.   |

### Technical information

|                          |                              |
|--------------------------|------------------------------|
| Product name             | GLO24K Neck & Face Massager+ |
| Model                    | BD2                          |
| Rated Voltage            | 5V                           |
| Rated Input Power        | 3W                           |
| Battery composition      | Lithium                      |
| Battery type/size        | Lithium                      |
| Number of batteries      | 1                            |
| Battery weight ( grams)  | 19±0.3                       |
| Cells per battery        | 1                            |
| Watt hours per battery   | 2.4wh                        |
| Lithium content ( grams) | 0.195                        |

**GLO24K**  
UNLEASH THE POWER OF GOLD



TO MAXIMIZE RESULTS SCAN HERE

For more information about the product please visit

[WWW.GLO24K.COM](http://WWW.GLO24K.COM)

Dist. by Y&E Ent., LLC  
Atlanta, GA 30338 USA  
71-75 Shelton Street, London, UK  
Hauptstrasse 22 Neugersdorf 02727, Germany