

Foster



TONGS

**POWER TONGS
for
EVERY NEED**

FIRST CHOICE

OF THE INDUSTRY

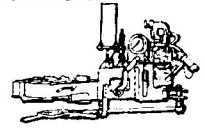
More Speed... with Safety!




Since 1926

FOREMOST MANUFACTURER OF
PIPE SPINNING AND BREAKOUT
EQUIPMENT FOR OIL FIELDS.

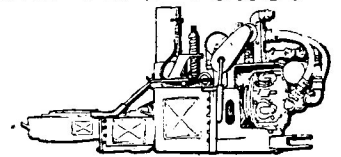
ROD TONGS




TUBING TONGS*



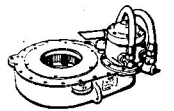
DRILL PIPE TONGS*



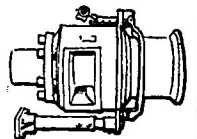
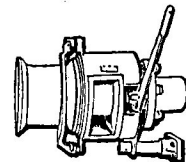
CASING TONGS*



**SPECIAL
PURPOSE
TONGS**



CATHEADS




**ROD
STRIPPER
WRENCH**



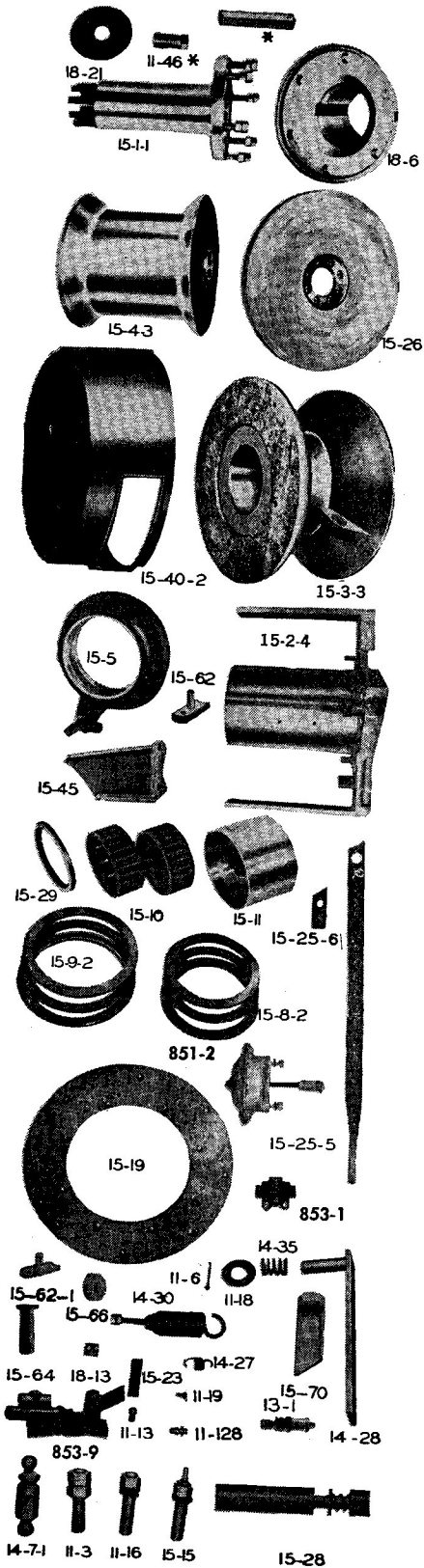
**JERKLINE
TENSION
INDICATOR**




**TONG
BLOCKS**




IDENTIFYING PARTS PICTURES



Uses Rope Divider RD 29-47
Parts for Spinning Cathead
(Assembly 15)




Parts for Double Drum Cathead
(Assembly 17)



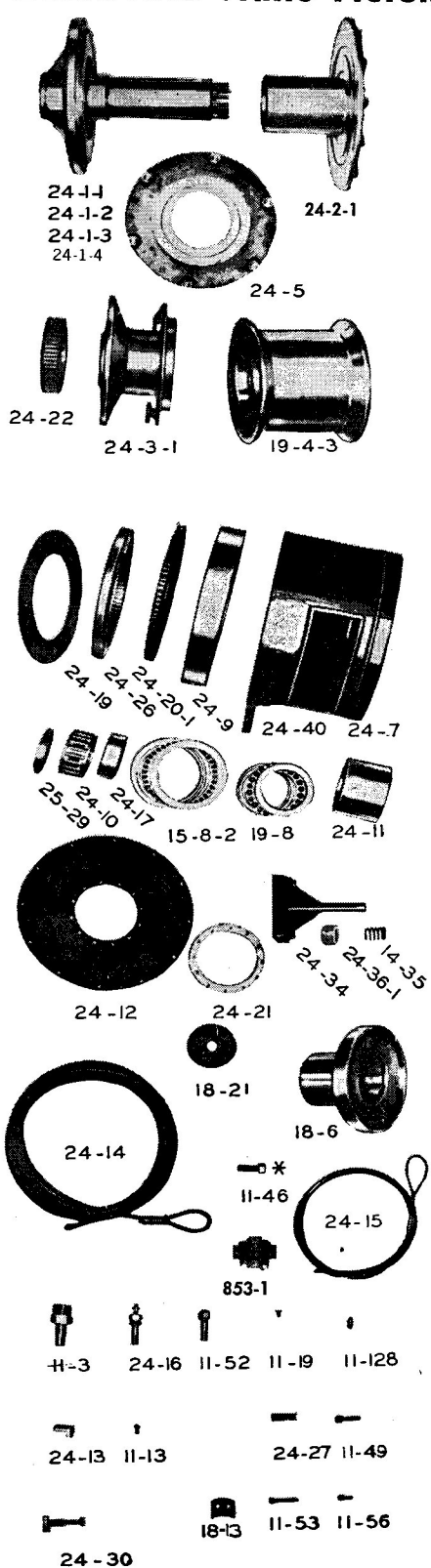
Uses Rope Divider RD 18-47
Parts for Breakout Cathead
(Assembly 18)

FOR DESCRIPTION SEE MASTER PARTS LIST


IDENTIFYING PARTS PICTURES



Uses Same Hyd. Controls as Type 33
Uses Rope Divider RD 27-47
Parts for Type "A" Breakout Cathead
(Assembly 19)




Uses Rope Divider RD 24-47
Parts for Air Breakout Cathead
(Assembly 24)



Uses Same Hyd. Controls as Type 33
Uses Rope Dividers:
RD 27-47 with 10-in. Spool
RD 24-47 with 12-in. Spool
Parts for Type "B" Breakout Cathead
(Assembly 25)

FOR DESCRIPTION SEE MASTER PARTS LIST

IDENTIFYING PARTS PICTURES



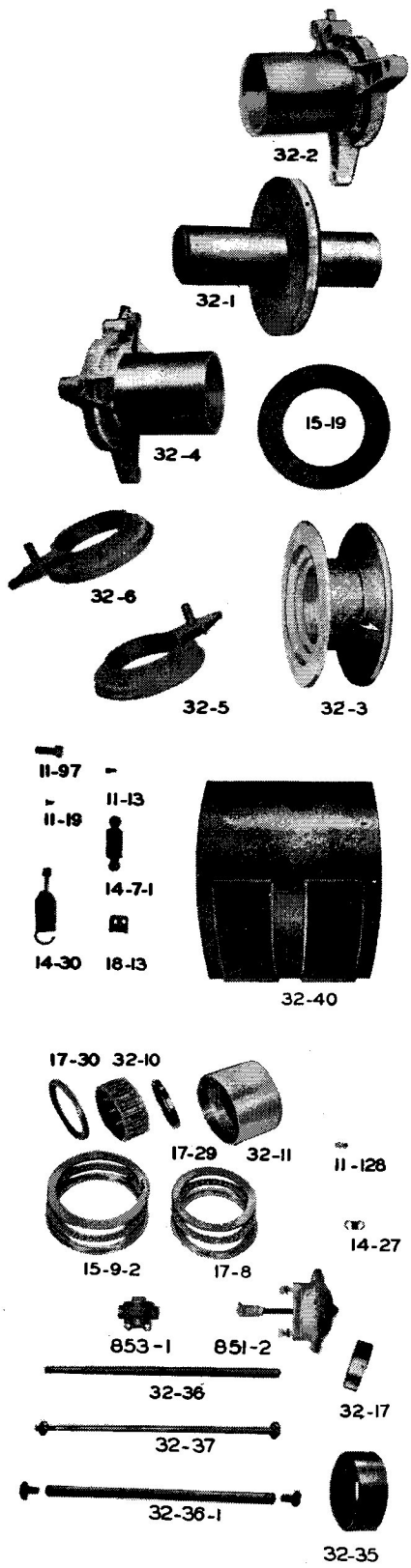
Uses Rope Divider RD 27-47
Parts for Breakout Cathead
(Assembly 27)

Uses Rope Divider RD 28-47
Parts for Spinning Cathead
(Assembly 28)


Uses Rope Divider RD 29-47
Parts for Air Spinning Cathead
(Assembly 29)

FOR DESCRIPTION SEE MASTER PARTS LIST


IDENTIFYING PARTS PICTURES



Parts for Double Drum Roller Bearing Cathead (Assembly 32)




Uses Rope Divider RD 24-47
Parts for Type 33 Breakout Cathead (Assembly 33)
Foot Controls




Parts for Type "35" Breakout Cathead (Assembly 35)

FOR DESCRIPTION SEE MASTER PARTS LIST

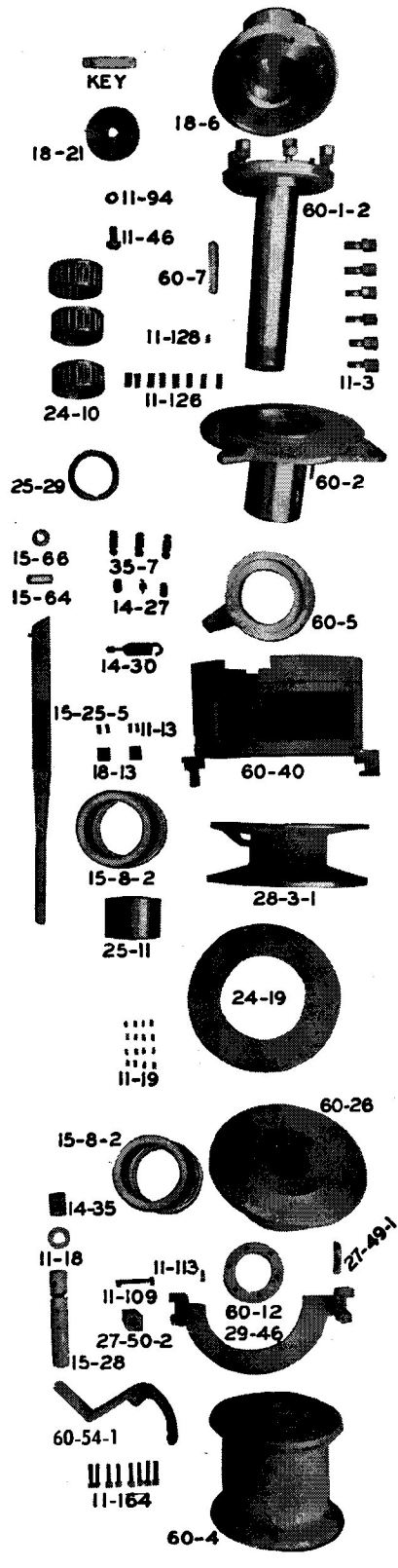
IDENTIFYING PARTS PICTURES



Parts for Type "36" Spinning Cathead
(Assembly 36)



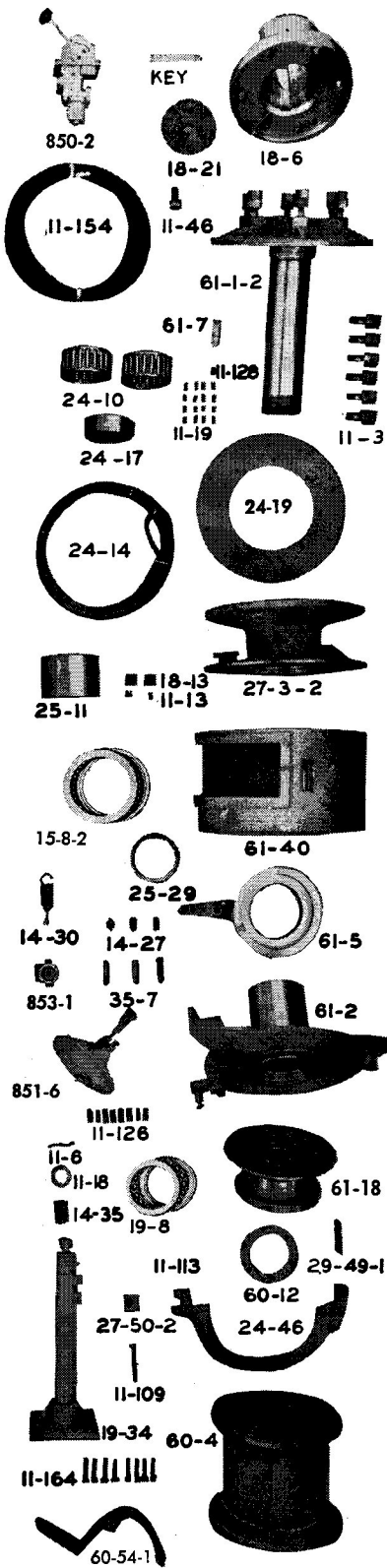
Uses Rope Divider RD 29-47
Parts for Air Spinning Cathead
(Assembly 37)



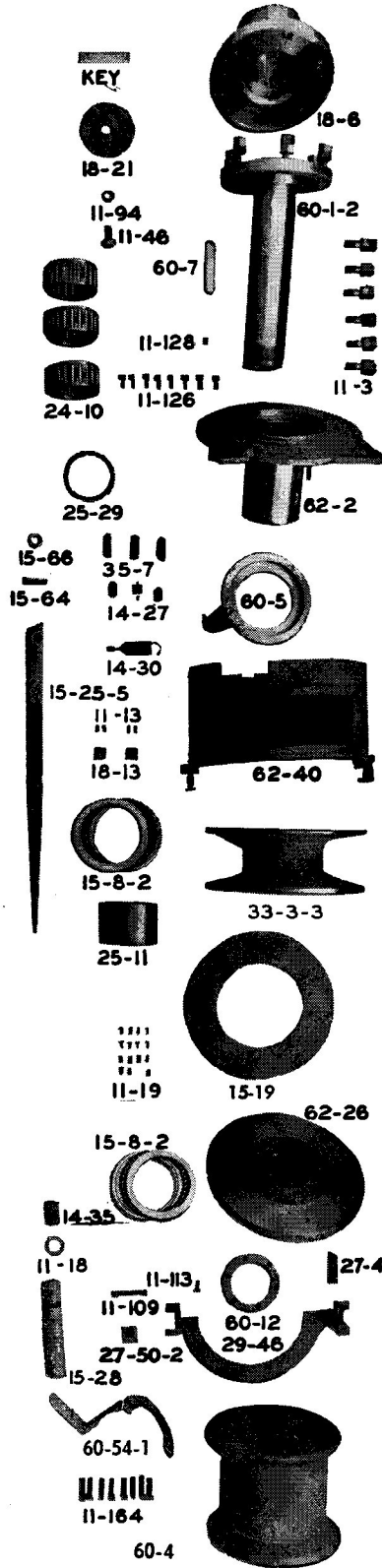
Uses Rope Divider RD 29-47
Parts for Foster Type 60
Spinning Cathead

FOR DESCRIPTION SEE MASTER PARTS LIST

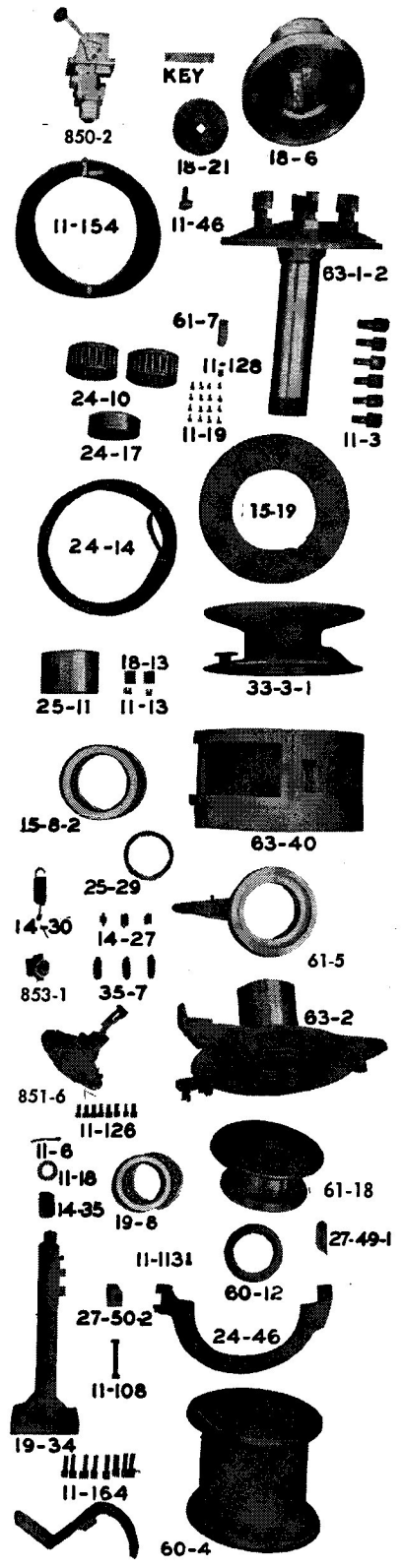
IDENTIFYING PARTS PICTURES



Uses Rope Divider RD 24-47
Parts for Foster Type 61
Breakout Cathead



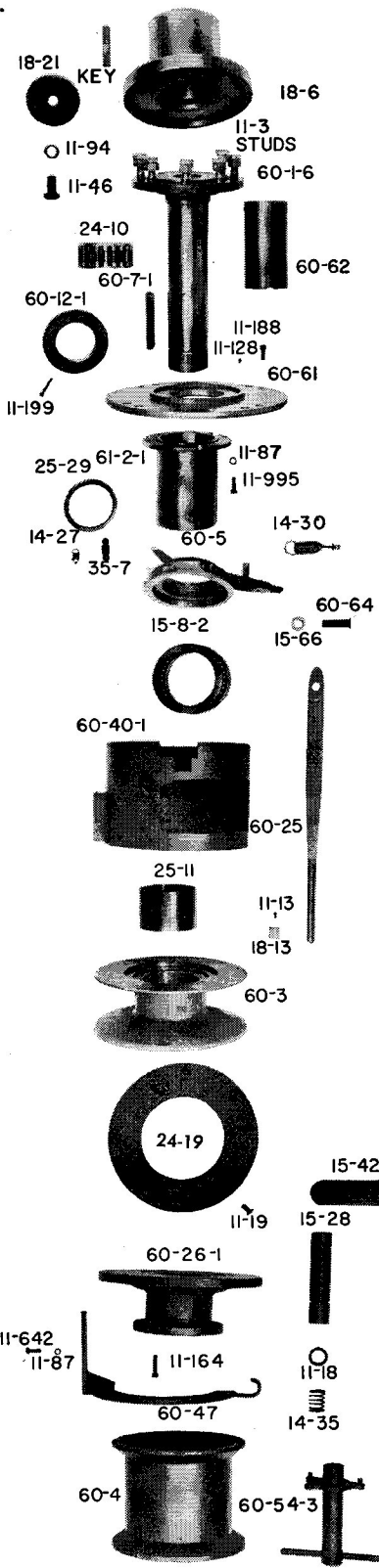
Uses Rope Divider RD 29-46
Parts for Foster Type 62
Spinning Cathead



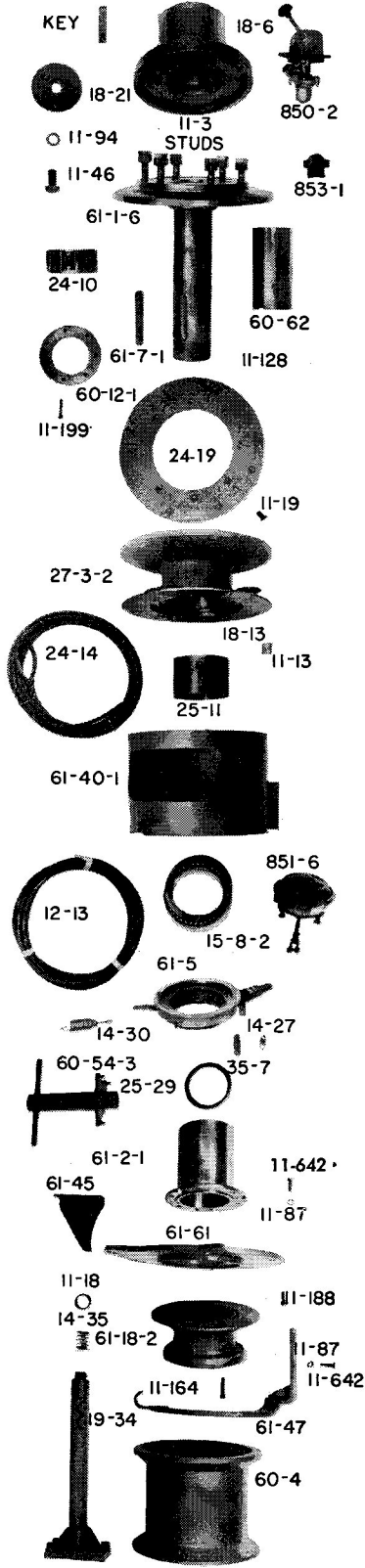
Uses Rope Divider RD 24-47
Parts for Foster Type 63
Breakout Cathead

FOR DESCRIPTION SEE MASTER PARTS LIST

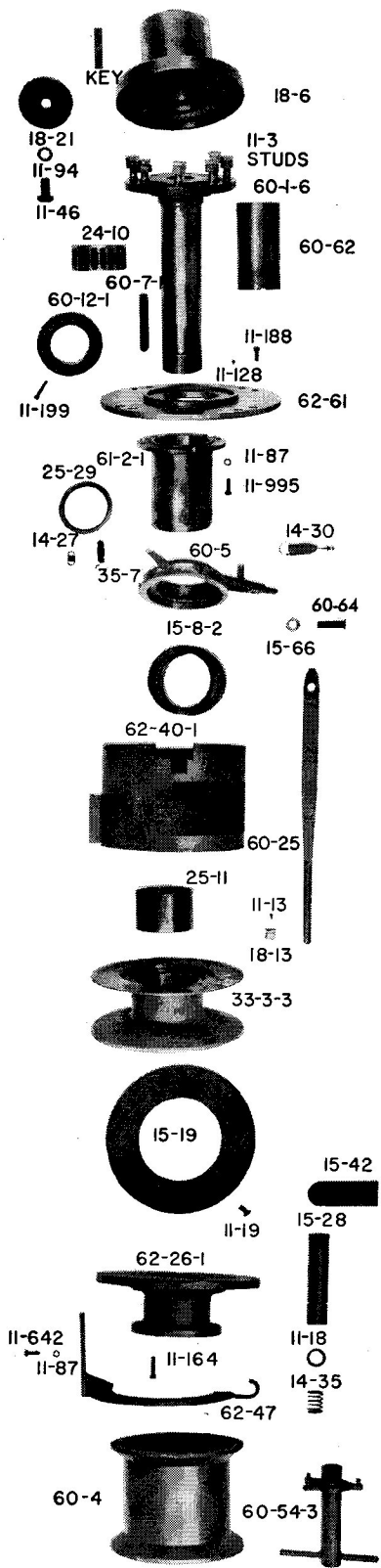
IDENTIFYING PARTS PICTURES



Parts For Improved Sixty Series Spinning Cathead Serial Number 60-01-001 And Up

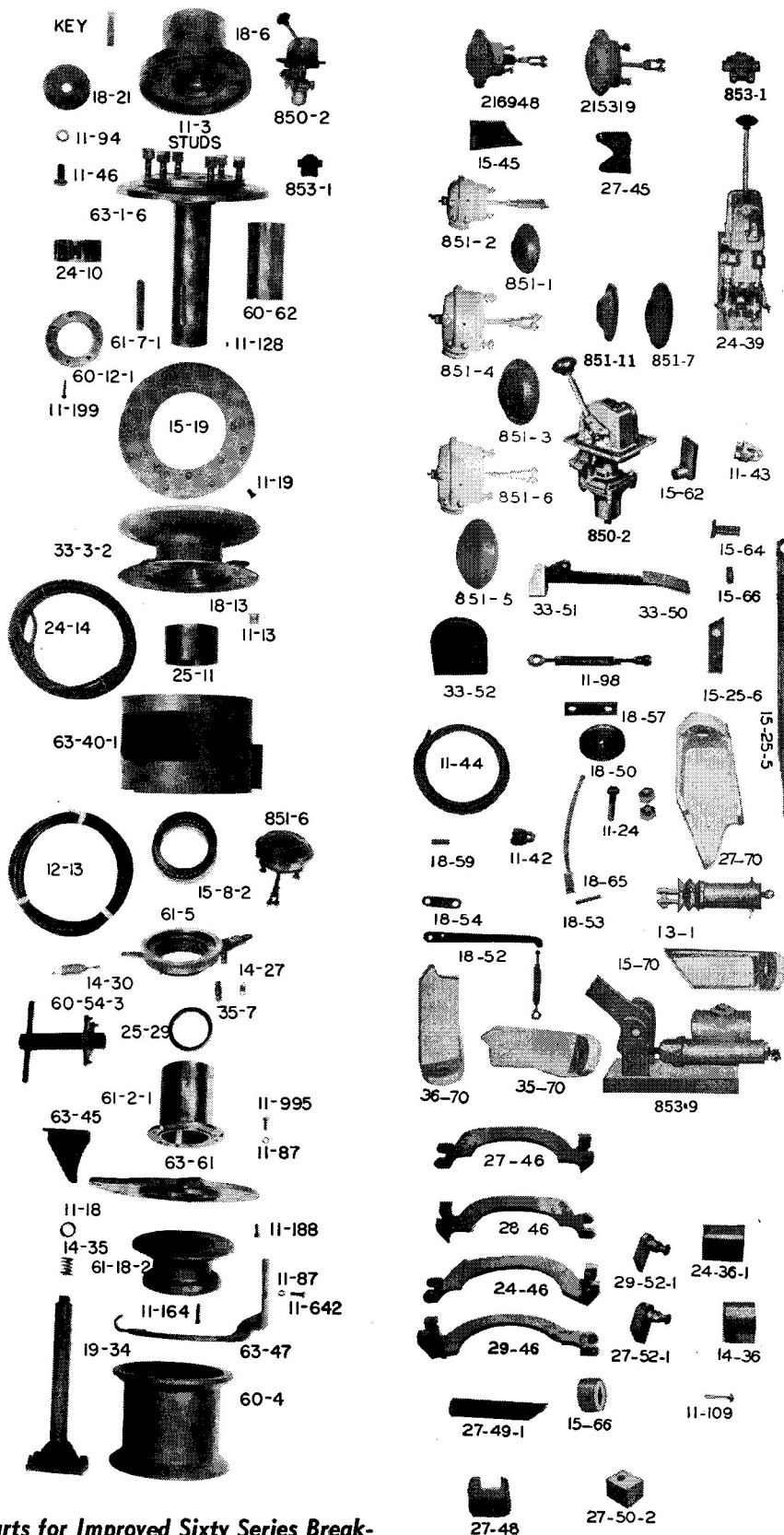


Parts For Improved Sixty Series Breakout Cathead Serial Number 61-01-001 And Up



Parts For Improved Sixty Series Spinning Cathead Serial Number 62-01-001 And Up

IDENTIFYING PARTS PICTURES



Parts for Improved Sixty Series Break-out Cathead Serial Number 63-01-001 And Up

Control and Rope Divider Parts

EXCHANGE CATHEADS

Catheads which have been re-manufactured to include all late improvements are available for exchange at our Wichita Falls Factory. Prices are based on work required on the cathead turned in. The early 60 series catheads will be converted to 60-01 series for \$385.00 each, not including new cathead spool. These catheads are fully guaranteed.

PROCEDURE FOR ORDERING PARTS

1. Locate the photographic parts panel for your number Cathead.
2. Find the numbered picture of the part you need and refer to the master parts list for description, quantity, etc.
3. Always mention Serial No. when ordering parts.
4. Order your Foster equipment and parts through your favorite supply store or your nearest Foster representative:

Note: When ordering parts for Type 31 Spinner order from Type 28 Spinner Pictures and Parts List, when ordering parts for Type 34 Spinner order from Type 33 Breakout Pictures and Parts lists.

Representatives: Listed on back cover.

WICHITA FALLS, TEXAS



MASTER PARTS LIST (Continued)

Part No.	PART NAME	15	17	18	19	24	25	27	28	29	32	33	35	36	37	60	61	62	63			
15-2-4	Stationary Sleeve Assembly incl. 1 15-2-4 Stationary Sleeve 1 15-64 Clutch Lever Pin	1																		86.25	39.12	
15-3-3	Spinner Drum Assembly incl. 1 15-3-3 Spinner Drum 1 15-11 Bronze Bushing 1 15-19 Friction Facing 2 18-13 Drum Return Blocks 4 11-13 Cap Screws 16 11-19 Facing Screws	1																			115.14	52.26
15-4-3	Cathead Spool 12" Iron	1																		161.50	73.30	
15-4-4	Cathead Spool 12" Steel	1																		176.00	79.90	
15-5	Crowder Ring	1																		24.00	10.80	
15-8-2	Thrust Bearing	1			1	1	1	1	2	1	2	1			1	2	*1	2	*1	5.30	2.50	
15-9-2	Thrust Bearing	1	2																	6.30	2.85	
15-10	Roller Bearing	2																		5.60	2.54	
15-11	Bronze Bushing	1	1																	10.30	4.77	
15-15	Lubr. Stud w/nut & Grease Fitting	1																		.50	.22	
15-19	Friction Facing	1	2								2	1								3.00	1.36	
15-23	Drum Return Blk. w/11-13-Cap Screw Used w/15-3 but not w/15-3-1 or 15-3-2	2	2																	.20	.09	
15-25-5	Clutch Lever	1							1							1		1		10.20	4.62	
15-25-6	Stud Clutch Lever (Used to repair 15-25-5)	1							1							1		1		2.40	1.08	
15-25-7	Clutch Lever for Detached Hand Lever	1							1							1		1		15.00	6.81	
15-26	Clutch Disk	1							1							1		1		72.00	32.66	
15-37-1	Clutch Disengaging Spring Anchor	1																		.19	.09	
15-28	Anchor Bracket	1							1							1		1		15.75	7.15	
15-29	Grease Seal	1														1		1		1.37	.62	
15-40-1	Drum Guard 10" wide	1																		22.50	10.22	
15-40-2	Drum Guard 8 3/4" wide	1																		18.25	8.29	
15-45	Air Control Bracket	1																		9.50	4.31	
15-50	Adjusting Lock Pin Spring	1	2	1	1		1	1	1		2	1	1	1		1	1	1	1	.03	.01	
15-52-1	Divider Bracket	1							1	1										.80	.36	
15-62	Crowder Ring Extension Air Control	1																		2.00	.91	
15-62-1	Crowder Ring Extension Hyd. Control	1																		2.00	.91	
15-64	Clutch Lever Pin	1							1											.81	.37	
15-65	Detached Hand Lever	1							1							1		1		.500	2.27	
15-66	Set Collar	1							1							1		1		.42	.19	
15-67	Detached Hand Lever Set Incl. 1 15-25-7 Clutch Lever 1 15-64 Clutch Lever Pin 1 15-65 Detached Hand Lever 1 33-51 Control Bracket	1							1							1		1		23.01	10.49	
15-70	Hydraulic Control Bracket	1																		5.75	2.61	
17-1 Give Drawworks Spec.	Main Sleeve Assembly incl. 1 17-1 Main Sleeve 2 16-19 Friction Facing 32 11-19 Facing Screws		1																	138.00	62.50	
17-2-1	Stationary Sleeve Assembly incl. 1 17-2-1 Stationary Sleeve 17-29 Grease Seal 1 17-30 Grease Seal 2 32-10 Roller Bearings		1																	135.00	61.20	
17-2A-1	Stationary Sleeve Assembly incl. 1 17-2A-1 Stationary Sleeve 2 32-10 Roller Bearings 1 17-29 Grease Seal 1 17-30 Grease Seal 9 11-47 Lock Nut 1 1/4" NC		1																	135.00	61.20	
17-3-1	Spinning Drum Assembly incl. 1 17-3-1 Spinning Drum 1 15-11 Bronze Bushing 2 18-13 Drum Return Blocks 4 11-13 Cap Screws		1																	107.00	48.50	
17-3A-1	Tonging Drum Assembly incl. 1 17-3A-1 Tonging Drum 2 15-23 Drum Return Blk. w/Screws 1 17-11A Bronze Bushing		1																	97.00	44.00	
17-5-1	Crowder Ring (Spinning end)		1																	29.00	13.20	
17-5A-1	Crowder Ring (Tonging end)		1																	29.00	13.20	
17-8	Thrust Bearing		2								2									5.00	2.30	
17-8-1	Thrust Bearing		2								2									.900	4.09	
17-10	Bronze Bushing (Spinning end)		2																	6.00	2.70	
17-10A	Bronze Bushing (Tonging end)		2																	6.00	2.70	
17-11A	Bronze Bushing (Tonging end)		1																	6.80	3.08	
17-29	Grease Seal		2																	1.00	.45	
17-30	Grease Seal		2								2									.44	.25	
17-35	Stop Collar w/11-48 Set Screw		2																	12.00	5.40	
17-40	Double Drum Housing		1																	45.00	20.40	
18-1-1 Give drawworks spec. & Type of Mount	Main Shaft Assembly incl. 1 18-1-1 Main Shaft 1 18-26 Clutch Disk 6 11-3 Studs 1/2" w/nuts 1 11-5 Heavy Castle Nut 2" 1 11-6 Cotter Pin (1/8" x 2 1/2")			1																	175.70	79.70

* Two used in Improved Sixty One and Sixty Three Catheads.

MASTER PARTS LIST (Continued)

Part No.	PART NAME	NUMBER REQUIRED															Wt. in Lbs. Each	Wt. in Kilo-grams Each				
		Spinning Cathead 15	Double Drum 17	Breakout 18	Breakout Type A 19	Air Breakout 24	Breakout Type B 25	Breakout 27	Spinner 28	Air Spinner 29	Double Drum Roller Brg. 32	Breakout 33	Breakout 35	Spinner 36	Air Spinner 37	Spinner 60			Breakout 61	Spinner 62	Breakout 63	
18-2-1	Stationary Sleeve Assembly incl. 1 18-2-1 Stationary Sleeve 1 15-50 Adjusting Lock Pin Spring 1 18-10-1 Roller Bearing 1 18-29 Grease Seal 1 11-9 Adjusting Lock Pin 1 11-25 Lock Ring 1 11-128 Grease Fitting			1																	69.25	31.40
18-3-1	Drum Assembly incl. 1 18-3-1 Drum 1 18-11 Bronze Bushing 2 18-13 Drum Return Blocks 1 18-19 Friction Facing 1 18-32-2 Jerkline Anchor Pin 1 18-46-1 Anchor Pin Cap 4 11-13 Cap Screw 2 11-19 Facing Screws 1 11-41 Skt. Head Screw 5/8" x 1 1/4"			1																	162.00	73.60
18-4	Cathead Spool 9" Iron			1																	79.00	35.83
18-4-1	Cathead Spool 9" Iron, Extra long			1																	103.00	46.72
18-5	Crowder Ring			1																	19.00	8.70
18-6	Adapter Hub, w/Key (Give bore, keyway, shaft ext. & make and model of drawworks)	1		1	1	1	1	1	1	1		1			1	1	1	1	1	1	86.00	39.00
18-8	Thrust Bearing (Timken)			1																	11.25	5.10
18-9	Thrust Bearing (SKF No. 51124)			1																	2.75	1.25
18-10-1	Roller Bearing			1									2	2							5.30	4.40
18-11	Bronze Bushing			1																	4.90	2.22
18-13	Drum Return Blk, w/11-13 Cap Screw	2	4	2	2			2	2	2		4	2	2	2						.32	.14
18-14	Jerkline w/18-31 Socket 1/4" x 25'		1	1	1											2	2				17.25	7.83
18-14-1	Jerkline w/18-31 Socket 9" x 35'		1	1	1																22.75	10.33
18-19	Friction Facing			1	1			1													4.80	2.18
18-21	Keeper Plate	1		1	1	1	1	1	1	1		1			1	1	1	1	1		2.75	1.25
18-23	Key			1																	.19	.09
18-29	Grease Seal		1	1																	.50	.23
18-31	Jerkline Socket		1	1	1																1.44	.57
18-32-2	Jerkline Anchor Pin		1	1	1			1	1												.93	.39
18-39	Hand Lever			1								1	1	1							6.25	2.84
18-44-1	Anchor Link			1																	.25	.11
18-46-1	Anchor Pin Cap		1	1	1																	
18-47	Divider set 9" Spool Breakout Side. 1 18-69 Blade 9" 1 27-48 Latch 1 27-49-1 Release Handle 1 27-50-2 Divider Hinge 1 27-52-1 Divider Bracket 1 11-109 Rivet 1/2" x 4" 1 11-130 Cap Screw 3/8" x 1 1/2" Skt. 1 Head			1																	16.02	7.27
18-50	Foot Control Sheave			1	1			1	1												.75	.34
18-51	Rope Socket for Foot Control			1	1			1	1												.06	.03
18-52	Clutch Engaging Lever			1	1			1	1												2.00	.91
18-53	Rope Socket Pin			1																		
18-54	Engaging Lever Link			2	2			2	2												.200	.91
18-55	Pedal			1	1			1	1												21.00	9.50
18-56	Pedal Frame			1	1			1	1													
18-57	Frame Link			2	2			2	2												.19	.09
18-58	Sheave Block w/18-50			1	1			1	1												.300	1.36
18-59	Pin			2	2			2	2												.13	.06
18-60	Control Pulley w/18-50			1	1			1	1												3.00	1.36
18-61	Clutch Engaging Lever			1	1			1	1												2.00	.91
18-64	Bearing Spacer			4																	1.00	.45
18-65	1/2" Wire Rope 20' long w/18-51 Socket			1	1			1	1												11.94	5.42
18-69	Blade 9" Spool Rotary Side			1																		
19-1	Clutch Disk Assembly incl. 1 19-1 Clutch Disk (or 19-1-1, 19-1-3 except 19-1-2) 1 18-19 Friction Facing 1 24-16 Lubricating Stud 7 11-52 Studs 5/8" NF w/nuts 1 11-128 Grease Fittings					1			1												191.00	86.00
19-1-2	Clutch Disk Assembly incl. 1 19-1-2 Clutch Disk 1 18-19 Friction Facing 1 24-16 Lubricating Stud 6 11-3 Studs 7/8" NC w/nuts 24 11-19 Facing Screws 7 11-52 Studs 5/8" NF w/nuts 1 11-128 Grease Fitting							1													187.95	85.48
19-2	Stationary Sleeve Assembly incl. 1 19-2 Stationary Sleeve 2 19-10-2 Roller Bearings w/Spacer 1 19-29 Grease Seal 1 11-128 Grease Fitting					1															71.71	32.55

WICHITA FALLS, TEXAS



MASTER PARTS LIST (Continued)

Part No.	PART NAME	15	17	18	19	24	25	27	28	29	32	33	35	36	37	60	61	62	63					
19-3	Breakout Drum Assembly incl. 1 19-3 Breakout Drum. 2 18-13 Drum Return Blocks. 1 18-32-2 Jerkline Anchor Pin. 1 18-46-1 Anchor Pin Cap. 1 19-11 Bronze Bushing. 1 11-41 Screw 5/8" x 1 1/4" Flt.Skt.Hd.				1																228.31	103.65		
19-4	Cap.				1		1	1					1								17.50	7.95		
19-4-1	Cathead Spool 10" Iron				1		1														108.00	49.03		
19-4-2	Cathead Spool 10" Steel				1		1	1													104.00	47.20		
19-4-3	Cathead Spool 12" Iron				1		1						1								130.00	59.00		
19-4-4	Cathead Spool 12" Steel				1		1						1								154.00	69.92		
19-5	Crowder Ring				1										1						38.00	12.71		
19-8	Thrust Bearing				1	1	1	1													7.50	3.41		
19-10	Bronze Bushing (Replaced by 19-10-2)				2																8.00	3.63		
19-10-2	Roller Bearing (Replaces 19-10 & 19-12)				1																3.75	17.0		
19-11	Bronze Bushing				1																7.00	3.18		
19-12	Bronze Bushing (Replaced by 19-10-2)				1																4.25	1.93		
19-17	Roller Spacer				1																4.70	2.23		
19-29	Grease Seal				1																.30	.14		
19-34	Anchor Post				1		1	1					1	1	1						11.00	9.50		
19-40-2	Drum Guard				1		1														28.00	12.70		
19-45	Air Control Bracket				1		1														4.00	1.81		
19-56	Bearing Spacer w/19-10-2 to repl. 19-10				1																1.58	.71		
19-70	Hydraulic Control Bracket				1																5.75	2.61		
24-1-1	Clutch Disk Assembly incl. 1 24-1-1 Clutch Disk. 1 24-16 Lubr. Stud w/nut & Gr. Fit. 1 24-19 Friction Facing. 16 11-19 Facing Screws. 7 11-52 Studs 5/8" NF w/nuts. 1 11-128 Grease Fitting.					1																164.00	74.40	
24-1-2	Clutch Disk Assembly incl. 1 24-1-2 Clutch Disk. 1 24-16 Lubr. Stud w/nut & Gr. Fit. 1 24-19 Friction Facing. 6 11-3 Studs 1/2" NC w/nuts. 16 11-19 Facing Screws. 1 11-128 Grease Fitting.					1																	162.50	73.70
24-1-3	Clutch Disk Assembly incl. 1 24-1-3 Clutch Disk. 1 24-16 Lubr. Stud w/nut & Gr. Fit. 1 24-19 Friction Facing. 16 11-19 Facing Screws. 7 11-52 Studs 5/8" NF w/nuts. 1 11-128 Grease Fitting.					1																	164.00	74.40
24-2-1	Stationary Sleeve Assembly Incl. 1 24-12 Diaphragm. 1 24-31 Stationary Disc. 1 24-32 Hardened Sleeve. 12 11-1218 Cp. Screw 5/8"x1 1/2" Fl. Hd.					1										1						87.00	39.50	
24-3-1	Drum Assembly incl. 1 24-3-1 Drum. 1 24-11 Drum Bushing. 2 24-13 Drum Return Blocks. 4 11-13 Drum Return Block Screw.					1																93.30	42.30	
24-5	Diaphragm Follower				1																60.00	27.30		
24-7	Diaphragm Retainer				1																41.00	18.60		
24-9	Driving Ring				1																42.00	19.10		
24-10	Roller Bearing				2		2	3	2	2											4.50	2.04		
24-11	Drum Bushing				1																9.75	4.42		
24-12	Diaphragm				1																1.60	.73		
24-13	Drum Return Block					2										2						.35	.16	
24-14	Breakout 1/8" x 25'				1		1	1													15.00	6.80		
24-14-1	Breakout Jerkline 1/16" x 35'				1		1	1													20.50	9.31		
24-14-2	Breakout Jerkline 1/4" x 25'				1		1	1													19.00	9.63		
24-14-3	Breakout Jerkline 1/16" x 30'				1		1	1													17.00	7.71		
24-15	Spinning Jerkline 3/8" x 15'	1				1		1													4.25	1.93		
24-15-1	Spinning Jerkline 3/8" x 35'	1						1	1	1											9.25	4.20		
24-15-2	Spinning Jerkline 3/8" x 25'	1						1	1	1											6.50	2.95		
24-16	Lubricating Stud				1		1	1	1	1											.13	.06		
24-17	Bearing Spacer				1			1	1	1											2.75	1.25		
24-19	Friction Facing				1			1	1	1											3.13	1.40		
24-20-1	Friction Disk Splined (Bronze teeth)				1																17.00	7.70		
24-21	Inside Diaphragm Retainer					1				1											3.00	1.36		
24-22	Gear Ring					1															11.75	5.34		
24-23	Friction Facing					1																		
24-26	Driven Plate					1															34.00	15.50		
24-27	Diaphragm Follower Spring					6				6											.04	.02		
24-30	Separator Spring Assembly incl. 1 24-29 Separator Guide. 1 24-35 Separator Spring. 1 11-66 Stainless Steel Bolt & Nut					3																.25	.11	
24-31	Stationary Disk					1																		
24-32	Hardened Sleeve					1																		
24-34	Anchor Post					1																		
24-36-1	Set Collar					1				1														
24-40	Guard (weld to 24-7)					1																		
24-46	Blade 12" Spool Rotary Side					1	1						1											
																					25.00	11.38		
																					14.63	6.64		

*Three used in Improved Sixty and Sixty-two Cathead.



MASTER PARTS LIST (Continued)

Part No.	PART NAME	NUMBER REQUIRED													Wt. in Lbs. Each	Wt. in Kilo-grams Each							
		Spinning Cathead	Double Drum	Breakout	Breakout Type A	Air Breakout	Breakout Type B	Breakout	Spinner	Air Spinner	Double Drum Roller Brg.	Breakout	Breakout	Spinner			Air Spinner	Spinner	Breakout	Spinner	Breakout		
		15	17	18	19	24	25	27	28	29	32	33	35	36	37	60	61	62	63				
33-1-2	Clutch Disk Assembly for Hub incl. 1 33-1-2 Clutch Disk 1 15-19 Friction Facing 1 24-16 Lubricating Stud 6 11-3 Studs 1/4" NC w/nuts 16 11-19 Facing Screws 7 11-52 Studs 1/2" NF w/nuts 1 11-128 Grease Fitting											1									132.44	560.0	
33-1-3	Clutch Disk Assembly incl. 1 33-1-3 Clutch Disk 1 15-19 Friction Facing 1 24-16 Lubricating Stud 16 11-19 Facing Screws 7 11-52 Studs 1/2" NF w/nuts 1 11-128 Grease Fitting											1									172.44	78.27	
33-2	Stationary Sleeve											1							1	1	62.00	28.00	
33-3-1	Drum Assembly incl. 1 33-3-1 Drum 1 25-11 Bronze Bushing 2 18-13 Drum Return Blks.w/Screws											1									140.20	63.72	
33-3-2	Drum Assembly incl. 1 33-3-2 Drum 1 25-11 Bronze Bushing 2 18-13 Drum Return Blk. w/Screws											1								1	1		
33-40	Drum Guard						1	1				1	1	1					1	1	6.20	2.80	
33-50	Pedal						1	1				1	1	1					1	1	2.20	1.00	
33-51	Control Bracket						1	1				1	1	1					1	1	10.90	5.00	
33-52	Control Pulley 1 33-52 Pulley Housing 1 33-53 Control Sheave						2	2				2	2	2							62.00	28.00	
34-2	Stationary Sleeve													1	1						64.70	29.07	
35-1-1	Main Sleeve Assembly incl. 1 35-1-1 Main Sleeve 1 35-19 Friction Facing 16 11-19 Facing Screws 1 11-128 Grease Fitting												1	1							56.20	25.59	
35-1-2	Main Sleeve Assembly incl. 1 35-1-2 Main Sleeve 1 35-19 Friction Facing 16 11-19 Facing Screws 6 11-110 Skt. Head Cap Screws 1/4" x 1/2" 1 11-128 Grease Fitting												1	1									
35-2	Stationary Sleeve (Hand or Foot Control)												1	2							29.00	13.17	
35-2-1	Stationary Sleeve (Air Control)												2	1	1						35.00	15.89	
35-3	Drum Assembly incl. 1 35-3 Drum 2 18-13 Drum Return Blocks 1 35-11 Drum Bushing 4 11-13 Cap Screws												1	1							46.72	21.20	
35-4	Spool												1	1							62.00	28.15	
35-4-1	Cap												1	1							20.00	9.08	
35-5	Crowder Ring												1	1							13.25	6.02	
35-6	Adapter Hub w/key (Give bore, key-way, shaft extension & make & model of drawworks)												2	1							23.00	10.44	
35-7	Crowder Pin											3	3			3	3	3	3		.63	.28	
35-8	Thrust Bearing												1	1							3.75	1.70	
35-9	Thrust Bearing												1	1							3.38	3.38	
35-11	Drum Bushing												1	1							5.00	2.27	
35-12	Adjusting nut												1	1							3.00	1.36	
35-14	Jerkline 3/4" x 25'												1	1							7.00	3.18	
35-14-1	Jerkline 1/2" x 35'												1	1							9.33	4.24	
35-14-2	Jerkline 1/2" x 25'												1	1									
35-14-3	Jerkline 3/8" x 30'																				1.50	.68	
35-17	Spacer Bearing																						
35-19	Friction Facing																				2.50	1.14	
35-21	Keeper Plate for Hub Mounting												1	1							1.25	.57	
35-22	Keeper Bolt for Direct Mounting												1	1							1.38	.63	
35-23	Keeper Plate for Direct Mounting												1	1							1.50	.68	
35-29	Grease Seal												1	1							.31	.14	
35-40	Drum Guard												1	1							9.00	4.09	
35-45	Air Control Bracket (weld to 35-2-1)												1	1							6.00	2.72	
35-46	Divider Blade												1	1							6.25	2.84	
35-47	Divider Set 8" Spool Rotary Side incl. 1 35-46 Blade 8" 1 27-48 Latch 1 27-49-1 Release Handle 1 27-50-2 Divider Hinge 1 27-52-1 Divider Bracket 1 11-130 Cap Screw 3/8" x 1 1/2" Skt. Head												1	1							11.08	5.04	

WICHITA FALLS, TEXAS



MASTER PARTS LIST (Continued)

Part No.	PART NAME	15	17	18	19	24	25	27	28	29	32	33	35	36	37	60	61	62	63		
35-70	Hydraulic Control Bracket.....												1							4.75	2.61
36-2	Stationary Sleeve.....													1						29.00	13.17
36-5	Crowder Ring.....													1						13.25	6.02
36-25	Clutch Lever.....													1						6.00	2.72
36-46	Divider Blade.....													1						6.25	2.84
36-47	Divider Set 8" Spool Drillers Side.....													1						11.08	5.04
	1 36-46 Blade 8".....																				
	1 27-48 Latch.....																				
	1 27-49-1 Release Handle.....																				
	1 27-50-2 Divider Hinge.....																				
	1 27-52-1 Divider Bracket.....																				
	1 11-109 Rivet 1/2" x 4".....																				
	1 11-130 Cap Screw 3/8" : 1 1/2" Skt. Head.....																				
36-64	Clutch Lever Pin.....													1						.70	.32
36-70	Hydraulic Control Bracket.....													1						4.75	2.16
37-1-1	Main Sleeve Assembly incl.....														1					144.40	62.60
	1 37-1-1 Main Sleeve.....																				
	1 24-16 Lubricating Studs.....																				
	1 29-19 Friction Facing.....																				
	20 11-19 Facing Screws.....																				
	7 11-52 Studs 3/8" NF w/nuts.....																				
	1 11-128 Grease Fitting.....																				
37-1-2	Main Sleeve Assembly incl.....														1					146.40	66.60
	1 37-1-2 Main Sleeve.....																				
	1 24-16 Lubricating Stud.....																				
	1 29-19 Friction Facing.....																				
	6 11-3 Studs 3/8" NC w/ nuts.....																				
	20 11-19 Facing Screw.....																				
	7 11-52 Stud 3/8" NF w/nuts.....																				
	1 11-128 Grease Fitting.....																				
37-1-3	Main Sleeve Assembly incl.....														1					169.40	77.00
	1 37-1-3 Main Sleeve.....																				
	1 24-16 Lubricating Stud.....																				
	1 29-19 Friction Facing.....																				
	20 11-19 Facing Screws.....																				
	7 11-52 Stud 3/8" NF w/nuts.....																				
	1 11-128 Grease Fitting.....																				
37-3	Drum Assembly incl.....														1					137.00	68.50
	1 37-3 Drum.....																				
	2 24-13 Drum Return Blocks.....																				
	1 24-11 Bronze Bushing.....																				
	4 11-13 Drum Return Blk. Screws.....																				
37-40	Drum Guard.....														1						
60-1-2	Main Sleeve Assembly incl.....															1		1		107.50	48.81
	1 60-1-2 Main Sleeve.....																				
	1 24-16 Lubricating Stud.....																				
	6 11-3 Studs 3/8" NC w/nuts.....																				
	7 11-52 Studs 3/8" NF w/nuts.....																				
	1 11-128 Grease Fitting.....																				
60-1-6	Main Sleeve Assembly incl.....															1				90.00	40.86
	1 60-1-6 Main Sleeve.....																				
	6 11-3 Studs.....																				
	1 11-128 Grease Fitting.....																				
60-2	Stationary Sleeve Assembly incl.....															1				74.50	33.82
	1 60-2 Stationary Sleeve.....																				
	1 15-64 Clutch Lever Pin.....																				
	1 25-29 Grease Seal.....																				
60-4	Spool 12" Steel.....															1	1	1	1	132.50	60.16
60-4-1	Spool 12" Iron.....															1	1	1	1	98.00	44.49
60-4-2	Spool 10" Iron.....															1	1			89.50	40.70
60-5	Crowder Ring.....															1		1		21.00	9.53
60-7	Key.....																				
60-7-1	Key 1" x 1" x 6 3/4".....																			.95	.43
60-12	Adjusting Nut.....															1	1	1	1	5.50	2.50
60-12-1	Adjusting Nut.....																			13.00	5.90
60-26	Clutch Disk.....															1				112.00	50.85
60-26-1	Clutch Disk.....																			118.00	53.57
60-40	Drum Guard.....														1					25.00	11.35
60-47	Rope Divider.....																			12.00	5.45
60-54-1	Spanner Wrench.....														1	1	1	1			
60-54-3	Spanner Wrench.....														1	1	1	1		6.50	2.95
60-61	Stationary Disk.....														1					48.00	21.79
60-62	Inner Bearing Race.....														1	1	1	1		8.75	3.97
61-1-2	Main Assembly incl.....																1			128.50	58.34
	1 61-1-2 Main Sleeve.....																				
	1 24-19 Friction Facing.....																				
	6 11-3 Studs 3/8" NC w/nuts.....																				
	16 11-19 Facing Screws.....																				
	1 11-128 Grease Fitting.....																				
61-2	Stationary Sleeve Assembly.....																1			71.50	32.46
	1 61-2 Stationary Sleeve.....																				
	1 25-19 Grease Seal.....																				
	2 11-128 Grease Fitting.....																				
61-2-1	Stationary Sleeve.....															1	1	1	1	26.00	11.80
61-5	Crowder Ring.....																			1	9.99
61-7	Key 1" x 1" x 3 1/2".....																			1	
61-7-1	Key 1" x 1" x 5 3/8".....																			1	.75
61-18	Adjusting Sleeve.....																			1	
61-18-2	Adjusting																				



MASTER PARTS LIST (Continued)

Part No.	PART NAME	NUMBER REQUIRED													Wt. in Lbs. Each	Wt. in Kilo-grams Each					
		Spinning Cathead 15	Double Drum 17	Breakout 18	Breakout Type A 19	Air Breakout 24	Breakout Type B 25	Breakout 27	Spinner 28	Air Spinner 29	Double Drum Roller Brg. 32	Breakout 33	Breakout 35	Spinner 36			Air Spinner 37	Spinner 60	Breakout 61	Spinner 62	Breakout 63
61-40	Drum Guard.....																			25.00	11.35
61-40-1	Drum Guard.....																	1		25.00	11.35
61-47	Rope Divider.....																	1		12.00	5.45
61-61	Stationary Disk.....																	1		48.00	21.79
62-2	Stationary Sleeve Assembly incl. 1 62-2 Stationary Sleeve..... 1 25-19 Grease Seal..... 2 11-128 Grease Fitting.....																	1		80.00	36.32
62-26	Clutch Disk.....																	1		125.50	56.98
62-26-1	Clutch Disk w/2 Keyways.....																	1		125.00	56.75
62-40	Drum Guard.....																	1		25.00	11.35
62-47	Rope Divider.....																	1		12.00	5.45
62-61	Stationary Disk.....																	1		52.00	23.61
63-1-2	Main Sleeve Assembly incl. 1 63-1-2 Main Sleeve..... 1 15-19 Friction Facing..... 1 24-16 Lubricating Stud..... 16 11-19 Facing Screws..... 7 11-52 Studs 3/8" NF w/nuts..... 1 11-128 Grease Fitting.....																		1	133.50	50.61
63-2	Stationary Sleeve.....																		1	80.00	36.32
63-40	Drum Guard.....																		1	25.00	11.35
63-40-1	Drum Guard.....																		1	25.00	11.35
63-47	Rope Divider.....																		1	12.00	5.45
63-61	Stationary Disk.....																		1	52.00	23.61
850-2	Special Cathead Control Valve. P50925-2 (Westinghouse H-2-EX)	1	2	1	1	1	1	1	1	2	1	1	1	1	1	1	1	1	6.00	2.72	
851-1	Diaphragm 234189 for Type 16.....	1	2					1		2									6.00	2.72	
851-2	Type 16 Brake Chamber 226213.....								1						1				6.00	2.75	
851-3	Diaphragm 234100 for Type 24.....																		.55	.24	
851-4	Type 24 Brake Chamber.....																		12.00	5.44	
851-5	Diaphragm 234101 for Type 30.....																		.30	.24	
851-6	Type 30 Brake Chamber.....																		14.00	6.35	
851-7	Diaphragm for 215319, 200001.....			1	1			1	1								1	1	.55	.25	
851-8	Type B Brake Chamber, 215319.....			1	1			1	1								1	1	12.00	5.45	
851-11	Diaphragm for 216948, 201271.....	1	2						1	2	1	1	1		1		1	1	.43	.20	
853	Quick Release Valve Assy. incl. 1 853-1 Quick Release Valve..... 2 11-90 Flare Fitting 3/8" OD Tube to 3/8" Pipe..... 1 11-149 Brass Nipple 3/8"..... 1 11-150 Brass Elbow 3/8"..... 1 11-160 Pipe Plug 3/8" Sq. Head..... 1 11-244 St. Ell 3/8" Blk..... 1 12-107 Hose Assy. 11".....					1				1					1				2.03	.94	
For 24 & 29 & 37 Catheads																					
853-1	Quick Release Valve, 224417.....	1	2	1	1	1	1	1	1	2	1	1	1	1	1	1	1	1	1.30	.60	
853-2	Quick Release Valve Assy. incl. 1 853-1 Quick Release Valve..... 2 11-161 Str. fitting, 1/2" x 1/4"..... 2 11-17 Bushing 1/2" x 3/8"..... 1 11-160 Pipe Plug 3/8"..... 1 11-177 Nipple 1/2" x close.....	1																	2.00	.91	
853-3	Dual Flexair Valve, 850000.....		1			1			1	1				1					17.00	7.70	
853-5	Switch Valve, 521774-12.....					1			1					1					1.20	.54	
853-9	Master Cylinder, FE-3374.....	1	2	1	1	1	1	1	1	2	1	1	1	1	1	1	1	1	18.25	8.29	
853-10	Bleeder Screw, FC-6858.....	1	2	1	1	1	1	1	1	2	1	1	1	1	1	1	1	1	.06	.03	
853-11	Boot, FC-7738.....	1	2	1	1		1	1	1		1	1	1		1	1	1	1	.06	.03	
853-12	Cylinder Cup, FC-9520.....	1	1	1	1		1	1	1		1	1	1		1	1	1	1	.08	.04	
853-13	Master Cylinder Repair Kit, FC-11310.....	1	1	1	1		1	1	1		1	1	1		1	1	1	1	.25	.11	
853-14	Master Cylinder Boot, FC-11721.....	1	2	1	1		1	1	1		1	1	1		1	1	1	1	.07	.03	

PROCEDURE FOR ORDERING PARTS

1. Locate the photographic parts panel for your number Cathead.
2. Find the numbered picture of the part you need and refer to the master parts list for description, price, quantity, etc.
3. Order your Foster equipment and parts through your favorite supply store or your nearest Foster representative. Representative: Listed on back cover.