

PRINT INSTRUCTIONS

1. Before printing this sheet, make sure that your printer's page size adjustment options (ex: "reduce page" or "fit to paper") are unchecked and with its printing scale configuration set to "none".
2. Print this sheet.
3. To be sure that the Ring size chart will work properly, check - using a ruler - if the line found above in the following page measures 3 cm. This measure has to be precise. If the printing result is different from 3 cm, check again all page setup options and print once more.

HOW TO USE THIS RING SIZE CHART

If you have a ring that perfectly accommodates to the finger which you will use the ring you have chosen, you can put it on the circle which has the size that best fits.

- The inner side of the ring should align with the outer side of the circle.
- If the size of the ring is in between two measures, it is recommended that the larger size is chosen.

THE RING AND YOUR FINGER

- The ring, when placed on the finger must feel comfortable and tight enough not to fall, but loose enough to slide on the finger.
The finger size varies depending on the time of the day and weather conditions.

For best results measure your fingers in the following times:

- At the end of the day, when your fingers are warm (fingers are smaller during the morning and when it is cold).
- Measure the size of your finger a few times to avoid misreadings.
- Avoid using a wire to measure the size of the finger because it can stretch or twist, leading to an incorrect measurement.

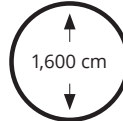
Check if the line below measures exactly 3 cm



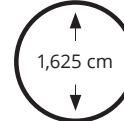
PT 8
US 4,5
DE 48



PT 9
US 4,75
DE 49



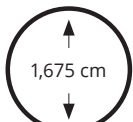
PT 10
US 5
DE 50



PT 11
US 5,5
DE 51



PT 12
US 6
DE 52



PT 13
US 6,25
DE 53



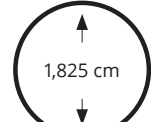
PT 14
US 6,75
DE 54



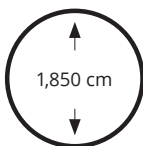
PT 15
US 7
DE 55



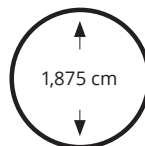
PT 16
US 7,5
DE 56



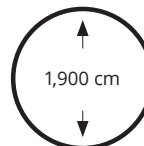
PT 17
US 8
DE 57



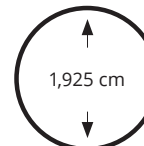
PT 18
US 8,25
DE 58



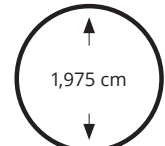
PT 19
US 8,75
DE 59



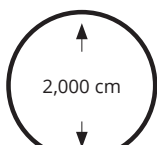
PT 20
US 9
DE 60



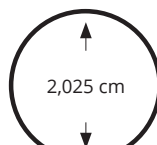
PT 21
US 9,5
DE 61



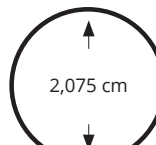
PT 22
US 10
DE 62



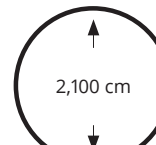
PT 23
US 10,25
DE 63



PT 24
US 10,5
DE 64



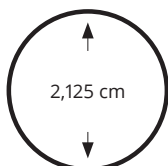
PT 25
US 11
DE 65



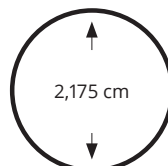
PT 26
US 11,5
DE 66



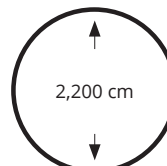
PT 27
US 11,75
DE 67



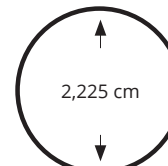
PT 28
US 12
DE 68



PT 29
US 12,5
DE 69



PT 30
US 12,75
DE 70



PT 31
US 13
DE 71

Captions

PT Portuguese ring size
US American ring size
DE Perimeter (millimeters)