

MOD:XEVL-2011-DPRS



ENGLISH

TECHNICAL DATA

01 POWER	38,5 kW
03 FREQUENCY	50 / 60 Hz
04 POWER SUPPLY CABLE TYPE	H07RN-F
05 EXTERNAL Ø OF POWER SUPPLY CABLE	
06 VOLTAGE / POWER CABLE SECTION / CURRENT	<div style="border: 1px solid black; padding: 2px;">380-415 V~3PH+N+PE 5G x 16 mm² Circuit Breaker 63 A I1=52.5 A - I2=58 A - I3=58 A - In=5.5 A</div> <div style="border: 1px solid black; padding: 2px; margin-top: 5px;">220-240 V~3PH+PE 4G x 35 mm² Circuit Breaker 125 A I1=95 A - I2=99.5 A - I3=95 A - In=</div>
10 WATER PRESSURE	150-600 kPa / 21-87 psi kPa
11 MAX FOOD LOAD	90 kg
13 WATER MAX CONSUMPTION	76 l/h @ 200 kPa
02 NOMINAL HEAT INPUT	36 kW
18 CAVITY DIMENSIONS (W - D - H)	716x484x1470 mm
20 IP PROTECTION CLASS	X5

ITALIANO

01 POTENZA	38,5 kW
03 FREQUENZA	50 / 60 Hz
04 TIPO DI CAVO ALIMENTAZIONE	H07RN-F
05 Ø ESTERNO CAVO DI ALIMENTAZIONE	
06 TENSIONE / SEZIONE CAVI ALIMENTAZIONE / CORRENTE	<div style="border: 1px solid black; padding: 2px;">380-415 V~3PH+N+PE 5G x 16 mm² Circuit Breaker 63 A I1=52.5 A - I2=58 A - I3=58 A - In=5.5 A</div> <div style="border: 1px solid black; padding: 2px; margin-top: 5px;">220-240 V~3PH+PE 4G x 35 mm² Circuit Breaker 125 A I1=95 A - I2=99.5 A - I3=95 A - In=</div>
10 PRESSIONE ACQUA	150-600 kPa / 21-87 psi kPa
11 CARICA MAX CIBO	90 kg
13 CONSUMO MAX ACQUA	76 l/h @ 200 kPa
02 POTENZA TERMICA NOMINALE	36 kW
18 DIMENSIONI CAMERA COTTURA (L - P - H)	716x484x1470 mm
20 GRADO PROTEZIONE IP	X5

FRANCAIS

01 PUISSANCE ELECTRIQUE	38,5 kW
03 FREQUENCE	50 / 60 Hz
04 TYPE DE CABLE D'ALIMENTATION	H07RN-F
05 Ø EXTERNE DU CABLE D'ALIMENTATION	
06 TENSION / SECTION CABLE D'ALIM.	<div style="border: 1px solid black; padding: 2px;">380-415 V~3PH+N+PE 5G x 16 mm² Circuit Breaker 63 A I1=52.5 A - I2=58 A - I3=58 A - In=5.5 A</div> <div style="border: 1px solid black; padding: 2px; margin-top: 5px;">220-240 V~3PH+PE 4G x 35 mm² Circuit Breaker 125 A I1=95 A - I2=99.5 A - I3=95 A - In=</div>
10 PRESSION DE L'EAU	150-600 kPa / 21-87 psi kPa
11 CHARGE MAXIMALE D'ALIMENT	90 kg
13 CONSOMMATION MAX DE L'EAU	76 l/h @ 200 kPa
02 DEBIT THERMIQUE NOMINAL	36 kW
18 DIMENSIONS CHAMBRE DE CUISSON (L - P - A)	716x484x1470 mm
20 INDICE DE PROTECTION IP	X5

ESPAÑOL

01 POTENCIA	38,5 kW
03 FRECUENCIA	50 / 60 Hz
04 TIPO DE CABLE DE ALIMENTACION	H07RN-F
05 Ø CABLE EXTERNO DE ALIMENTACION	
06 TENSION / SECCION CABLES DE ALIMENTACION	<div style="border: 1px solid black; padding: 2px;">380-415 V~3PH+N+PE 5G x 16 mm² Circuit Breaker 63 A I1=52.5 A - I2=58 A - I3=58 A - In=5.5 A</div> <div style="border: 1px solid black; padding: 2px; margin-top: 5px;">220-240 V~3PH+PE 4G x 35 mm² Circuit Breaker 125 A I1=95 A - I2=99.5 A - I3=95 A - In=</div>
10 PRESION AGUA	150-600 kPa / 21-87 psi kPa
11 CARGA MAX. DE ALIMENTOS	90 kg
13 CONSUMO MAX DE AGUA	76 l/h @ 200 kPa
02 POTENCIA TERMICA NOMINAL	36 kW
18 DIMENSIONES CÁMARA DE COCCIÓN (An - Pr - Al)	716x484x1470 mm
20 GRADO DE PROTECCION IP	X5

DEUTSCH

01 ELEKTRISCHE LEISTUNG	38,5 kW
03 FREQUENZ	50 / 60 Hz
04 ZULEITUNGSKABELTYP	H07RN-F
05 AUSSENDURCHMESSER DES VERSORGUNGSKABELS	
06 KABELQUERSCHNITT UND VERSORGUNGSSPANNUNG	<div style="border: 1px solid black; padding: 2px;">380-415 V~3PH+N+PE 5G x 16 mm² Circuit Breaker 63 A I1=52.5 A - I2=58 A - I3=58 A - In=5.5 A</div> <div style="border: 1px solid black; padding: 2px; margin-top: 5px;">220-240 V~3PH+PE 4G x 35 mm² Circuit Breaker 125 A I1=95 A - I2=99.5 A - I3=95 A - In=</div>
10 WASSERDRUCK	150-600 kPa / 21-87 psi kPa
11 MAX. SPEISENFASSUNGSVERMOGEN	90 kg
13 MAXIMUM WASSERVERBRAUCH	76 l/h @ 200 kPa
02 NOMINALE WARMELEISTUNG	36 kW
18 GRÖÖBE DES KOCHKAMMERS (B - T - H)	716x484x1470 mm
20 SCHTZART IP	X5

MOD:XEVL-2011-DPRS



ENGLISH - DRAWINGS

2	TERMINAL BOARD POWER SUPPLY
3	UNIPOTENTIAL TERMINAL
6	TECHNICAL DATA PLATE
7	SAFETY THERMOSTAT
8	3/4" THREAD WATER INLET
10	Rotor.KLEAN CONNECTION
11	CAVITY DRAIN PIPE
12	HOT FUMES EXHAUST CHIMNEY
13	ACCESSORIES CONNECTION
27	COOLING AIR OUTLET

ITALIANO - DISEGNI

2	MORSETTIERA ALIMENTAZIONE
3	MORSETTO EQUIPOTENZIALE
6	TARGHETTA DATI TECNICI
7	TERMOSTATO DI SICUREZZA
8	INGRESSO ACQUA 3/4"
10	INGRESSO Rotor.KLEAN
11	SCARICO CAMERA DI COTTURA
12	USCITA FUMI CALDI
13	COLLEGAMENTO ACCESSORI
27	USCITA ARIA DI RAFFREDDAMENTO

FRANCAIS - ENCOMBREMEN

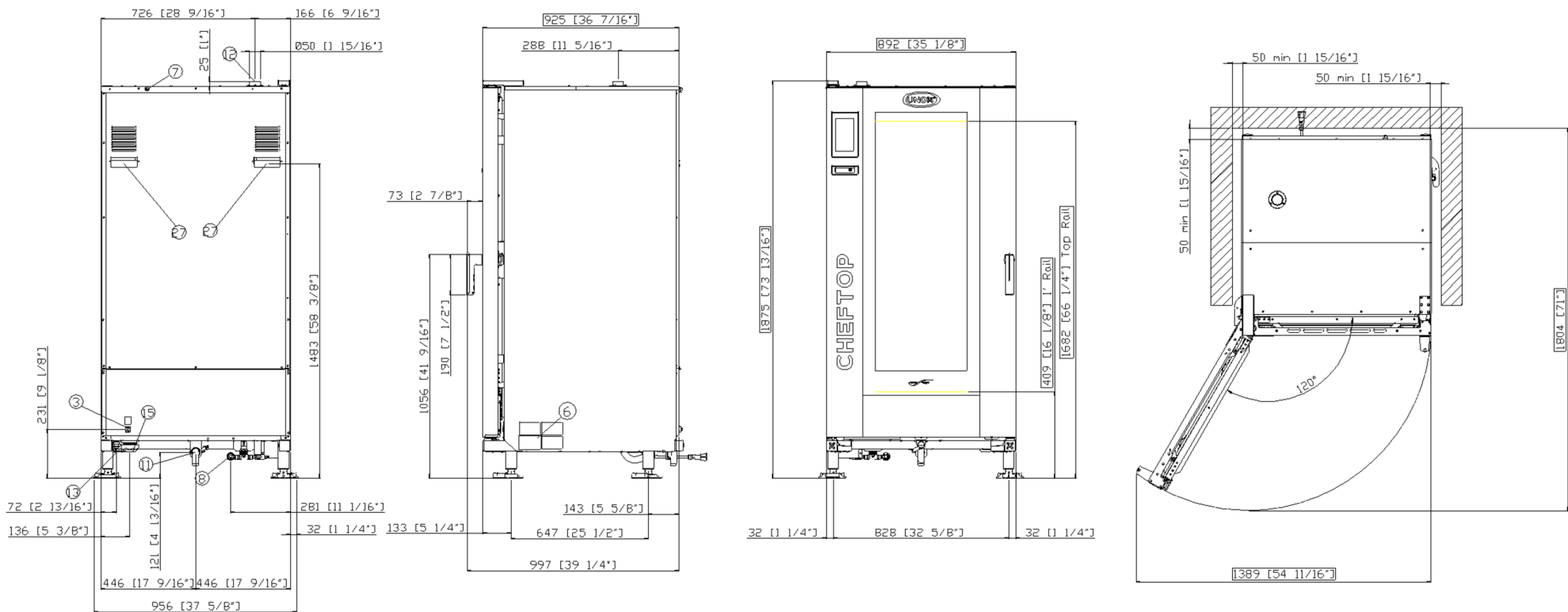
2	BOITE A BORNES D'ALIMENTATION
3	SUPPORT BORNE EQUIPOTENTIELLE
6	PLAQUETTE SIGNALÉTIQUE
7	THERMOSTAT DE SÉCURITÉ
8	ARRIVÉ D'EAU FIÉLT 3/4"
10	ENTRÉE Rotor.KLEAN
11	SORTIE DE L'EAU RACCORD
12	SORTIE DES FUMÉES CHAUDES
13	JONCTION DES ACCESSOIRES
27	SORTIE D'EAU DE REFOUILLISSEMENT

ESPAÑOL - DISEÑOS

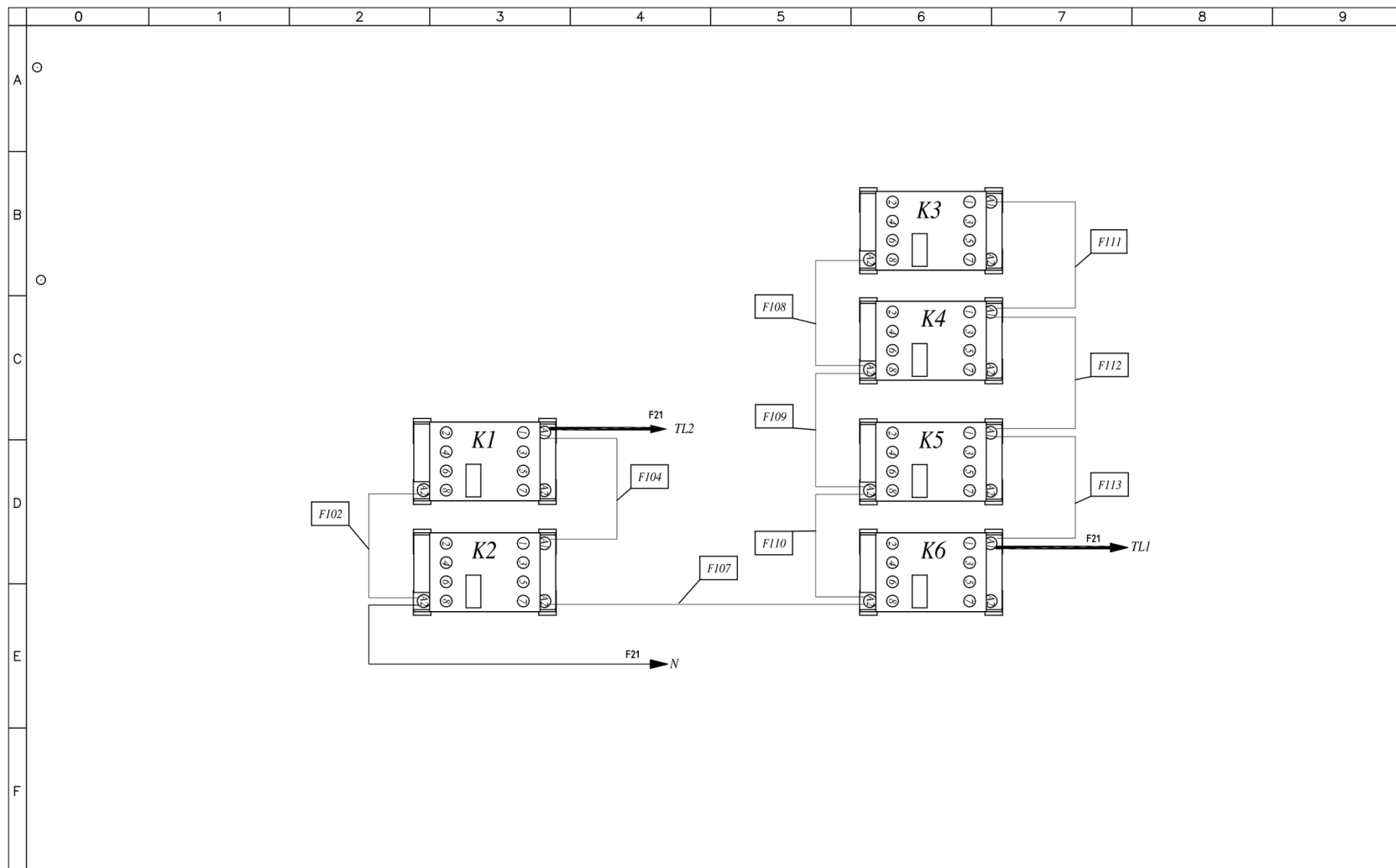
2	CAJA DE CONEXION
3	SEDE BORNE EQUIPOTENCIAL
6	TARJETA DE CARACTERISTICAS TECNICAS
7	TERMOSTATO DE SEGURIDAD
8	ENTRADA DE AGUA 3/4"
10	INGRESO Rotor.KLEAN
11	DESCARGA CAMARA DE COCCION
12	SALIDA HUMOS CALIENTES
13	CONEXION ACCESORIOS
27	SALIDA DEL AIRE DE ENFRIAMIENTO

DEUTSCH - ZEICHNUNGEN

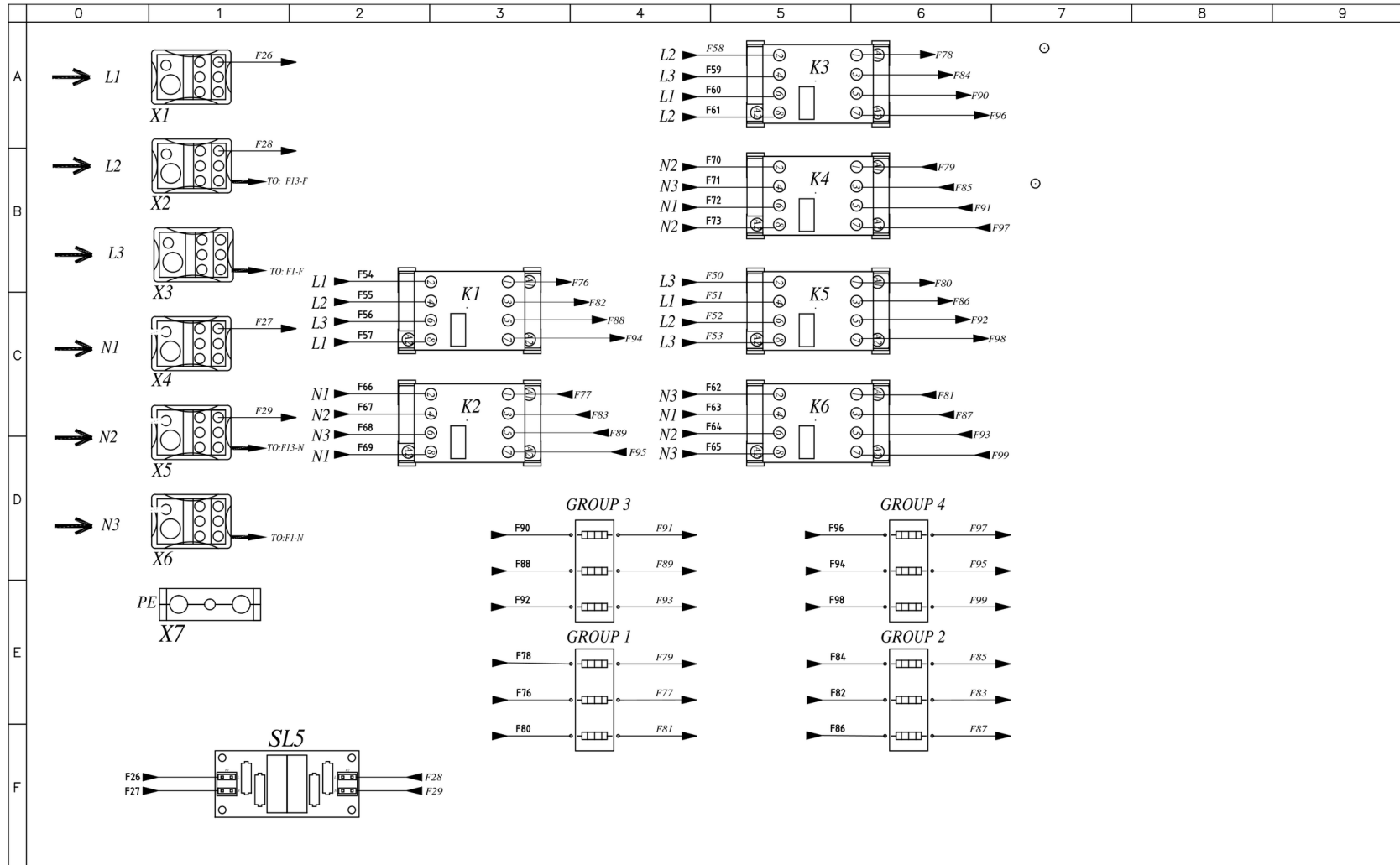
2	ZULEITUNGSKLEMMLEISTE
3	GLEICHPOTENTIELLE KLAMMER
6	TYPENSCHILD
7	SICHERHEITSTHERMOSTAT
8	WASSEREINZUG 3/4" GEWINDE
10	Rotor.KLEAN EINGANG
11	WASSERAUSLASS GEWINDE
12	ABZUGSHAUBE
13	ZUBEHÖRTEILENVERBINDUNG
27	KÜHLLUFTAUSTRITT



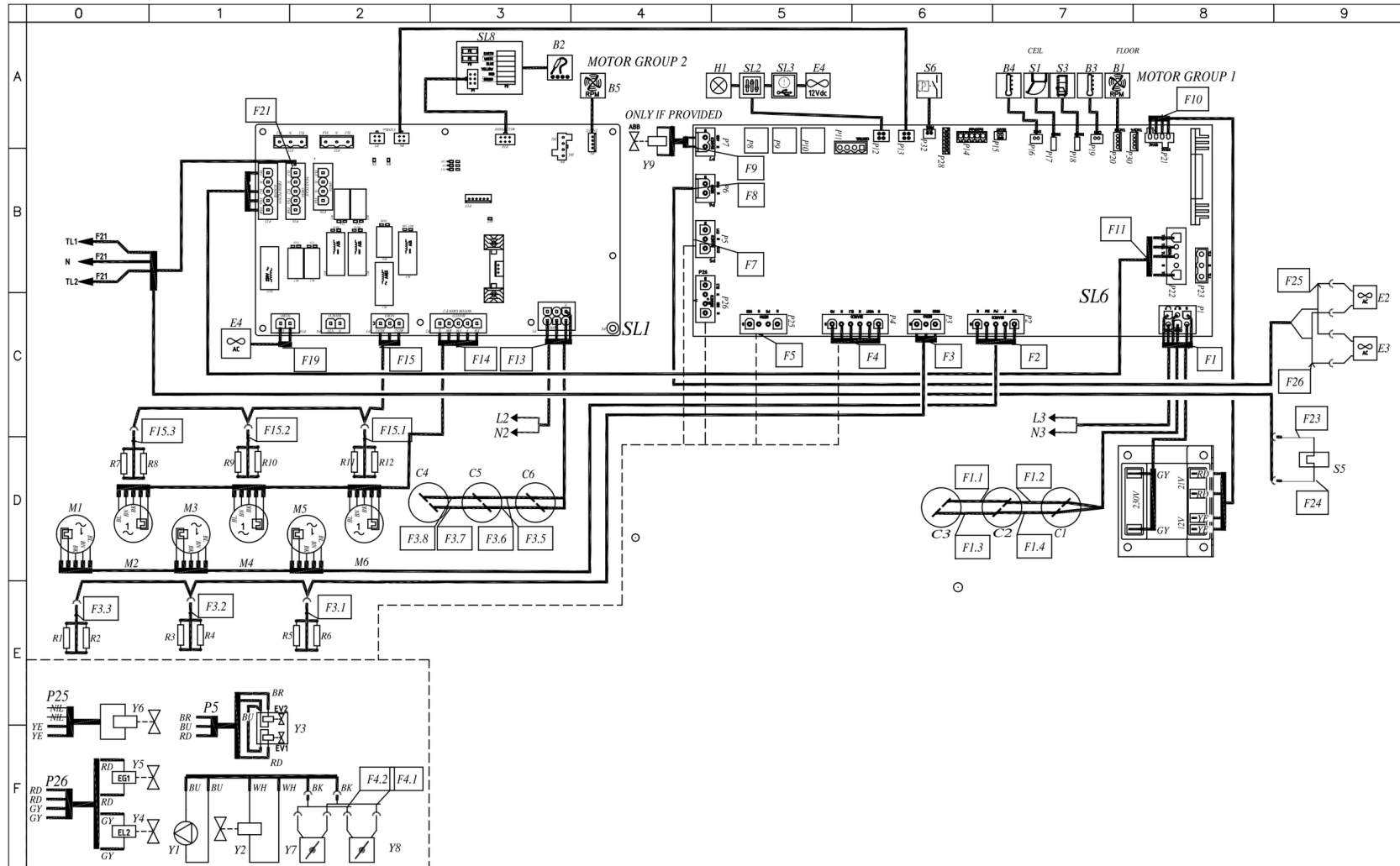
MOD:XEVL-2011-DPRS



MOD:XEVL-2011-DPRS



MOD:XEVL-2011-DPRS



MOD:XEVL-2011-DPRS



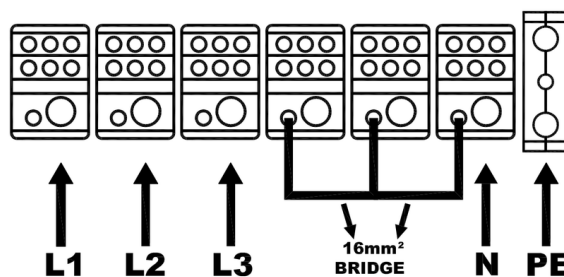
	0	1	2	3	4	5	6	7	8	9
A										
B	Ⓞ Sigle	ITALIANO	ENGLISH	FRANCAIS	ESPAÑOL	DEUTSCH				
	C1,C2,C3,C4,C5,C6	CONDENSATORE	MOTOR CAPACITOR	CONDENSATEUR	CONDENSADOR	KONDENSATOR				
	K1,K2,K3,K4,K5,K6	TELERUTTORE	CONTACTOR	TELERUPTEUR	TELERRUPTOR	RELAIS				
	SL1	SCHEDA POTENZA	POWER CARD	CARTE DE PUISSANCE	TARJETA POTENCIA	POWERPLATINE				
	SL5	SCHEDA FILTRO EMC	EMC FILTER CARD	CARTE DE FILTRE EMC	TARJETA DE FILTRO EMC	EMC-FILTERPLATTE				
	SL6	SCHEDA POTENZA	POWER CARD	CARTE DE PUISSANCE	TARJETA POTENCIA	POWERPLATINE				
	SL8	SCHEDA GIUNZIONE SONDA CUORE	HEART PROBE JUNCTION BOARD	CARTE DE JONCTION DE SONDE DE COEUR	JUNTA DE LA UNION DE LA SONDA DEL CORAZON	HERZTEST-ANSCHLUSSPLATTE				
	T1	TRASFORMATORE	TRANSFORMER	TRASFORMATEUR	TRANSFORMADOR	TRANSFORMATOR				
	X1,X2,X3,X4,X5,X6	MORSETTIERA	TERMINAL BLOCK	BORNIER	CONECTOR	KLEMMLEISTE				
	X7	MORSETTIERA	TERMINAL BLOCK	BORNIER	CONECTOR	KLEMMLEISTE				
	Y9	ELETTROVALVOLA ACQUA	WATER SOLENOID VALVE	ELECTROVANNE EAU	ELECTROVALVULA	ELEKTROVENTIL				
C	B1,B5	SENSORE VELOCITA MOTORE	MOTOR SPEED SENSOR	CAPTEUR DE VITESSE MOTEUR	SENSOR DE VELOCIDAD MOTOR	GESCHWINDIGKEITSENSOR				
	B2	SONDA AL CUORE	CORE PROBE	SONDE A COEUR	SONDA CORAZON	KERNTEMPERATURFUHLER				
	B3,B4	SONDA CAMERA	TEMPERATURE PROBE	SONDE DE CHAMBRE	SONDA CAMARA	GARRAUMTEMPERATURFUHLER				
	E2,E3	VENTOLA RAFFREDDAMENTO 230V	COOLING FAN 230V	TURBINE DE REFROIDISSEMENT 230V	TURBINA DE REFRIGERACION 230V	LÜFTER 230V				
	E4	VENTOLA RAFFREDDAMENTO 12V	COOLING FAN 12V	TURBINE DE REFROIDISSEMENT 12V	TURBINA DE REFRIGERACION 12V	LÜFTER 12V				
	H1	LUCE CAMERA	OVEN LIGHT	ECLAIRAGE DE CHAMBRE	LUZ CAMARA	BELEUCHTUNG				
	R1,R2,R3,R4,R5,R6	RESISTENZA DI MODULAZIONE VENTILATORE	MOTOR MODULATION RESISTANCE	RESISTANCE DE MODULATION VENTILATEUR	RESISTENCIA MODULACION VELOCIDAD	WIDERSTAND LOW FAN				
D	S1	MICRO INTERRUPTORE PORTA	DOOR MICROSWITCH	MICROINTERRUPTEUR DE PORTE	MICROINTERRUPTOR PUERTA	TURKONTAKTSCHALTER				
	SL2	SCHEDA CONTROLLO	CONTROL BOARD	CARTE DE CONTROLE	TARJETA DE CONTROL	KONTROLL PLATINE				
	Y1	POMPA	PUMP	POMPE	BOMBA	PUMPE				
	Y2,Y4,Y5,Y6	ELETTROVALVOLA ACQUA	WATER SOLENOID VALVE	ELECTROVANNE EAU	ELECTROVALVULA	ELEKTROVENTIL				
	Y3	ELETTROVALVOLA ACQUA 3 STADI	WATER SOLENOID VALVE 3STAGE	ELECTROVANNE EAU 3 ETAPES	ELECTROVALVULA 3 ETAPAS	ELEKTROVENTIL 3 STUFEN				
	Y7,Y8	DRY MAXY	DRY MAXY	DRY MAXY	DRY MAXY	DRY MAXY				
	E4	VENTOLA RAFFREDDAMENTO 230V	COOLING FAN 230V	TURBINE DE REFROIDISSEMENT 230V	TURBINA DE REFRIGERACION 230V	LÜFTER 230V				
E	M1,M2,M3,M4,M5,M6	MOTORE	MOTOR	MOTEUR	MOTOR	MOTOR				
	S3	MICRO INTERRUPTORE CARRELLO	TROLLEY MICROSWITCH	INTERRUPTEUR PANIER	MICROINTERRUPTOR CARRO	TROLLEY MICROSWITCH				
	S5	TERMOSTATO SICUREZZA	SAFETY THERMOSTAT	THERMOSTAT DE SECURITE	TERMOSTATO DE SEGURIDAD	SICHERHEITS THERMOSTAT				
	S6	PRESSOSTATO	PRESSURE SWITCH	PRESSOSTAT	PRESOSTATO	DRUCKSCHALTER				
	SL3	SCHEDA I/O - USB	USB - I/O BOARD	USB - CARTE I/O	USB - TARJETA I/O	USB - I/O PLATINE				
F										

MOD:XEVL-2011-DPRS



ED1419A POWER SUPPLY - CONNECTION DIAGRAM

380-415V ~ 3PH + N + PE 50/60Hz



220-240V ~ 3PH + PE 50/60Hz

