



ONE SMART BOX Clans of Caledonia® Organizer

COCOR01
Compatible with Clans of Caledonia® board game
Assembly Guide



<https://smonex.com>

NOT A CHILDREN TOY
AGE 14+

Created for:

-Clans of Caledonia

Clans of Caledonia® is a registered trademark of Karma Games. Any mention of Clans of Caledonia® is for reference purposes only. ALL RIGHTS RESERVED by their respective trademark holders. No challenge to any intellectual property rights is intended or implied by representations of compatibility and no endorsements of any of our products by any other company is implied or represented.



ONE SMART BOX

Clans of Caledonia® Organizer

COCOR01

Compatible with Clans of Caledonia® board game
Assembly Guide

Tips and tricks

- To assemble each tray you need a wood glue for extra strength. (We recommend Titebond 2 Wood Glue or Beacon 527)
- Please make sure you assembled each tray correctly before gluing it together.
- Use stationery knife to cut the bits that connect details to the frame.
- Remove the details from the frame with a rotational motion along the axis formed by the bits you just cut.
- Use stationery knife and sandpaper to remove all the remaining connection bits.
- You may fix the box with rubber bands after gluing it. This will save you time and simplify the assembly.
- Make sure to remove the protective covering from both sides of the acrylic pieces. Use a hairdryer for easier removal of it if necessary. Just heat the acrylic surface a little to remove the covering much easier!
- Leave your finished insert overnight to dry completely.

Assembly Supplies



Wood-glue



Stationery knife



Hammer



Cotton swab



Rubber bands



Hairdryer

If something is damaged or broken, please do not return the whole set. Contact us directly on email info@smonex.com or our website smonex.com. Any questions or issues with the Smonex products, we'll do our best to help you. We want our customers to be completely satisfied.

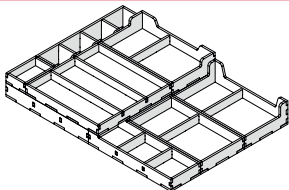
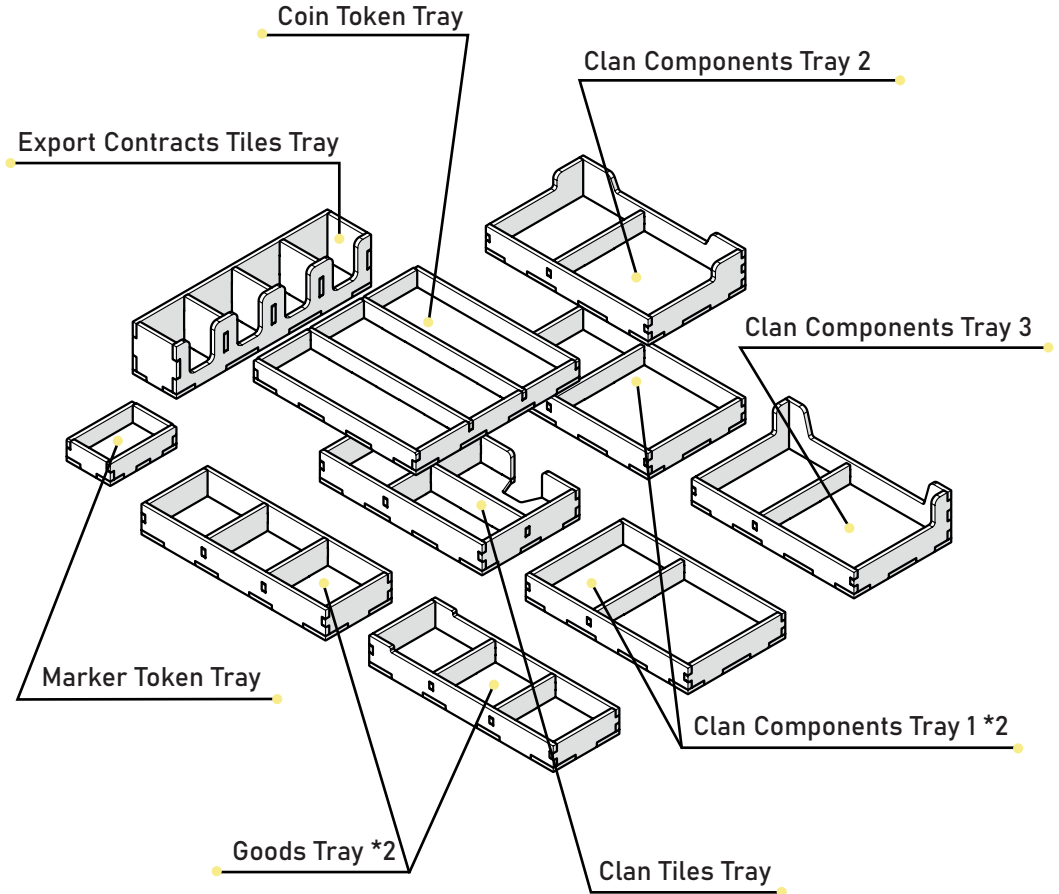
IMPORTANT: Assemble each tray one by one. Please DO NOT take out all the parts from the sheets and mix them. Even though some parts look similar, they are not interchangeable.



ONE SMART BOX

Clans of Caledonia® Organizer

COCOR01
Compatible with Clans of Caledonia® board game
Assembly Guide



Please collect all the elements of the organizer in the box according to the scheme to make them fit properly.



ONE SMART BOX

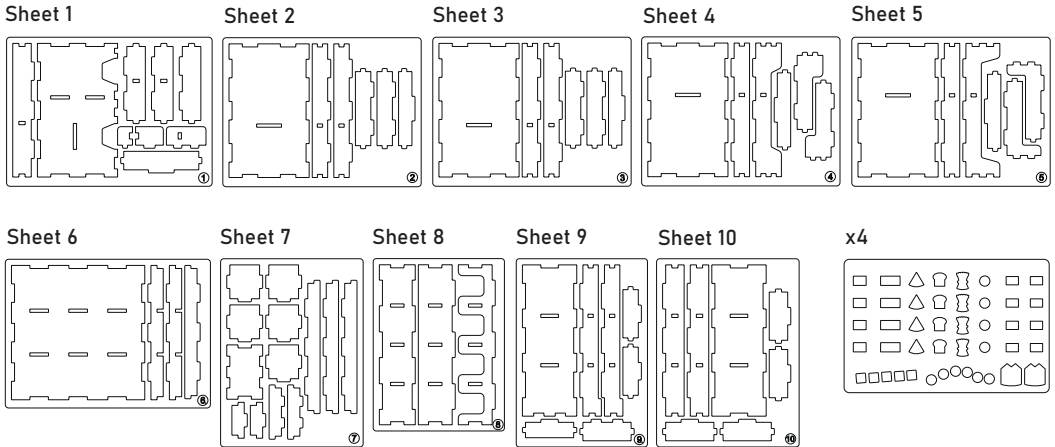
Clans of Caledonia® Organizer

COCOR01





Compatible with Clans of Caledonia® board game
Assembly Guide

- Brief assembly instructions:**
1. Unpack and arrange the sheets in order.
 2. Compare details on the sheets with details in the pictures of the guide.
 3. Study the pictures of unassembled product.
 4. Start your assembly, taking the necessary parts out of the sheets in a certain order.

Sheet 2a



Legend:

-  Highlighted details to be extruded
-  Details not used in this assembly
-  Details to be glued
-  Details to be connected without glue

Components:

- 10 sheets extrusion molds
- 4 acrylic player boards
- 1 sandpaper for stripping parts
- Assembly guide



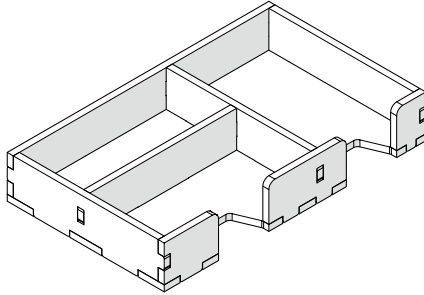
ONE SMART BOX

Clans of Caledonia® Organizer

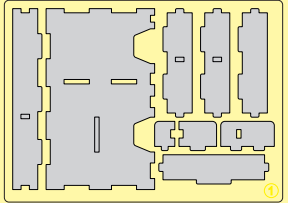
COCOR01

Compatible with Clans of Caledonia® board game
Assembly Guide

Clan Tiles Tray



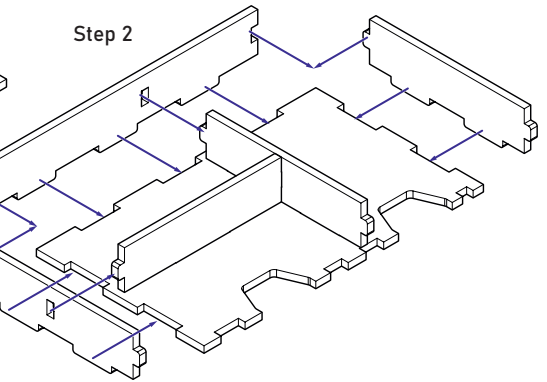
Sheet 1



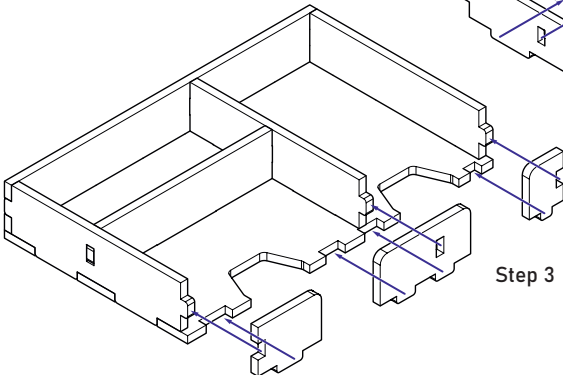
Step 1

Intended for Clan tiles, Port bonus tiles,
Scoring tiles, Starting tiles and 2 dice.

Step 2



Step 3





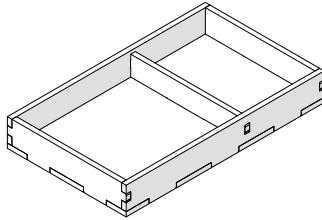
ONE SMART BOX

Clans of Caledonia® Organizer

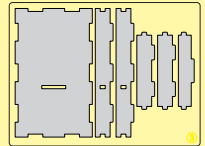
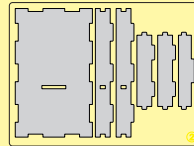
COCOR01

Compatible with Clans of Caledonia® board game
Assembly Guide

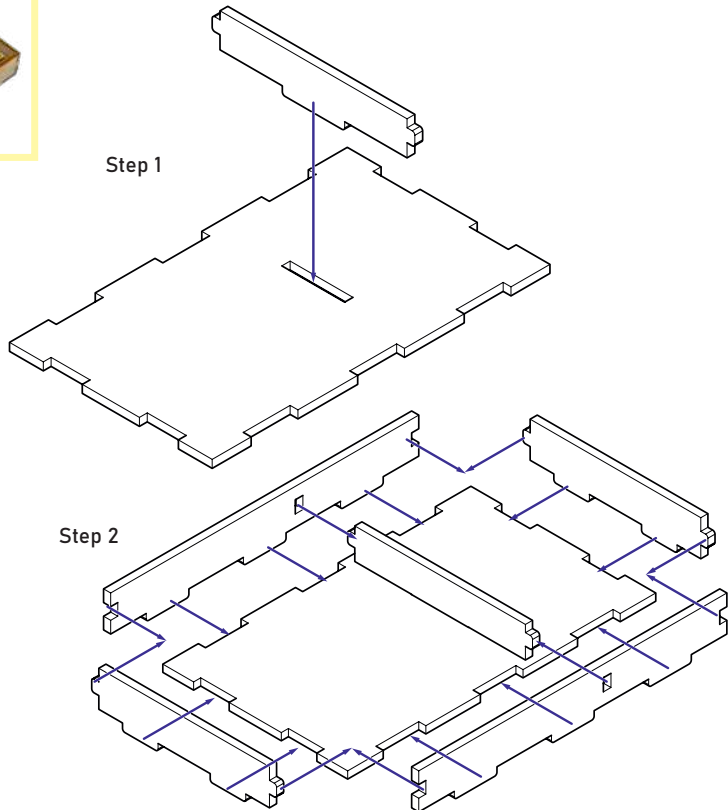
Clan Components Tray 1 x2



Sheets 2, 3



Intended for Clan components.



Step 1

Step 2



ONE SMART BOX

Clans of Caledonia® Organizer

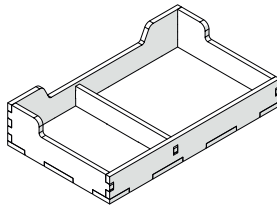
COCOR01

Compatible with Clans of Caledonia® board game
Assembly Guide

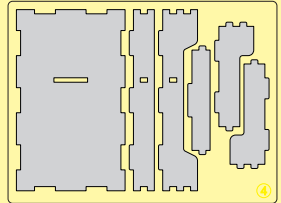
Clan Components Tray 2



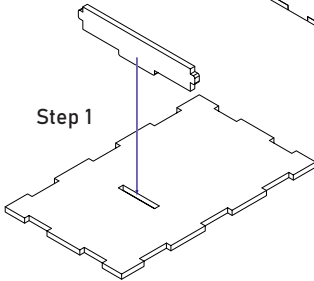
Intended for Clan components.



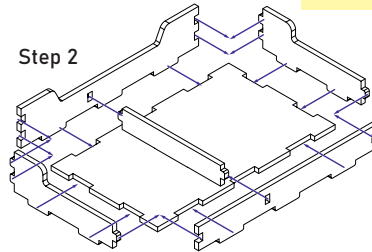
Sheet 4



Step 1



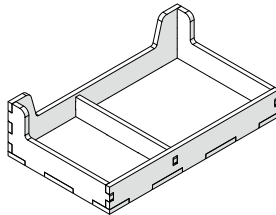
Step 2



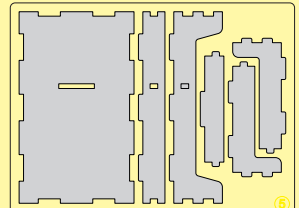
Clan Components Tray 3



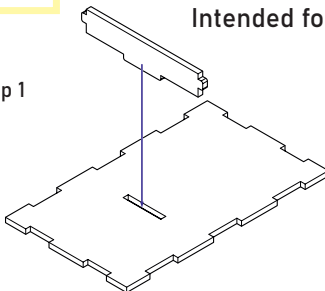
Intended for Clan components.



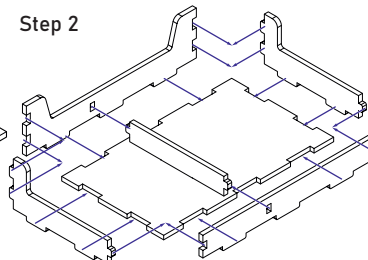
Sheet 5



Step 1



Step 2





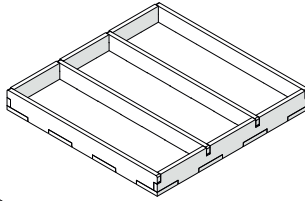
ONE SMART BOX

Clans of Caledonia® Organizer

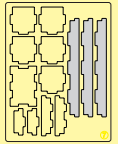
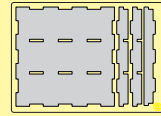
COCOR01

Compatible with Clans of Caledonia® board game
Assembly Guide

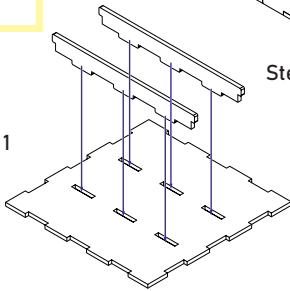
Coin Token Tray



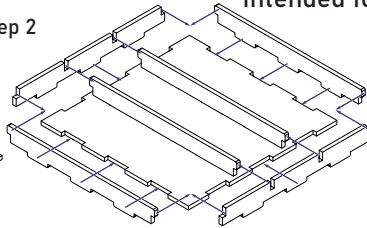
Sheets 6, 7



Step 1

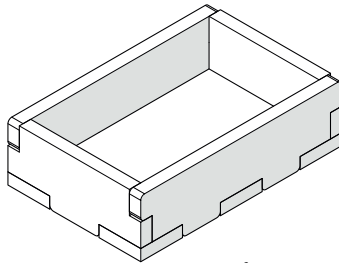


Step 2

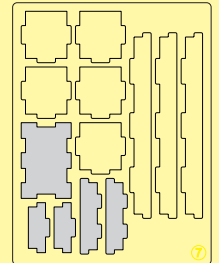


Intended for Coins.

Marker Token Tray

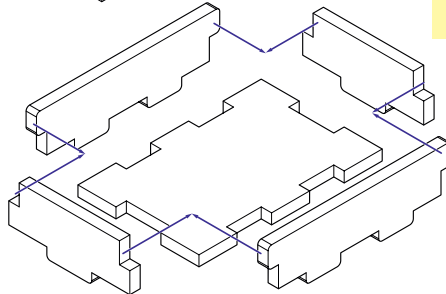


Sheet 7



Intended for Transparent
market markers.

Step 1





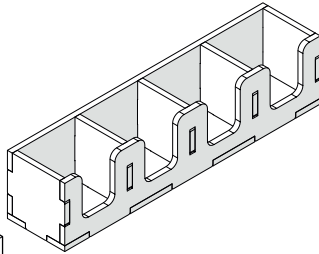
ONE SMART BOX

Clans of Caledonia® Organizer

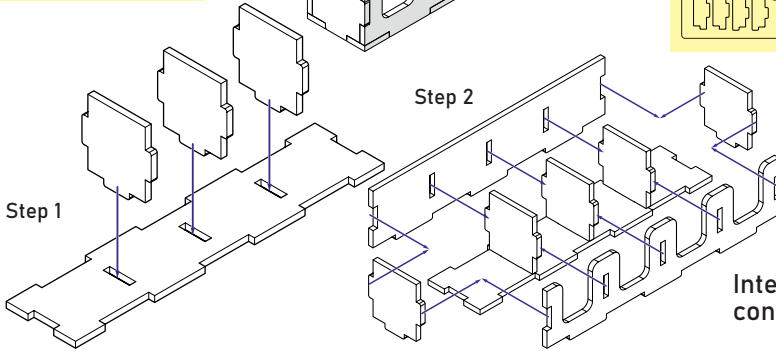
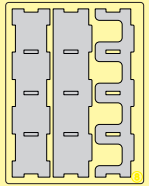
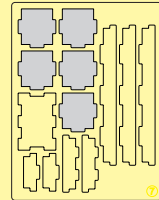
COCOR01

Compatible with Clans of Caledonia® board game
Assembly Guide

Export Contracts Tiles Tray



Sheets 7, 8

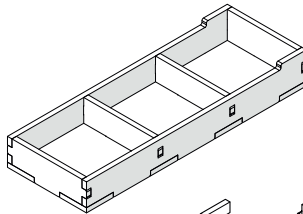


Intended for Export contracts tiles.

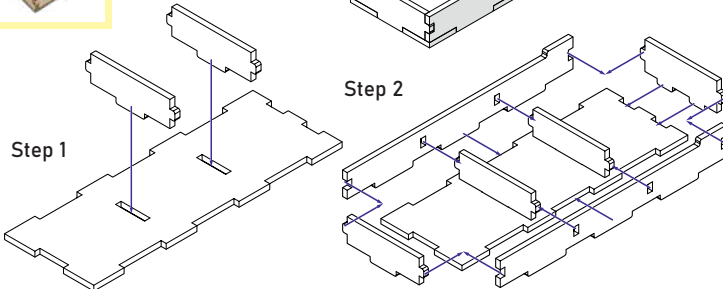
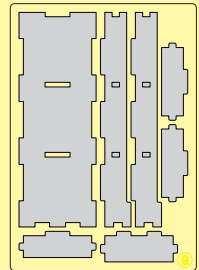
Goods Tray 1



Intended for Goods tokens.



Sheet 9





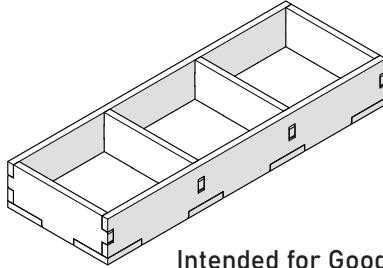
ONE SMART BOX

Clans of Caledonia® Organizer

COCOR01

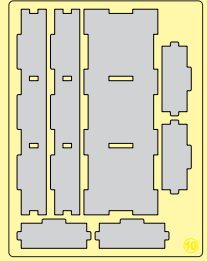
Compatible with Clans of Caledonia® board game
Assembly Guide

Goods Tray 1

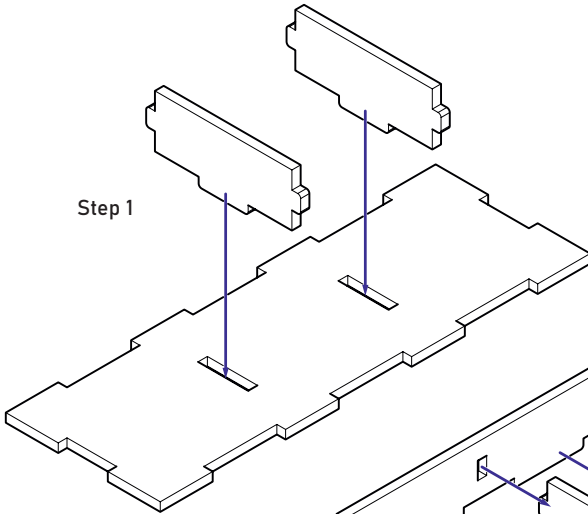


Intended for Goods tokens.

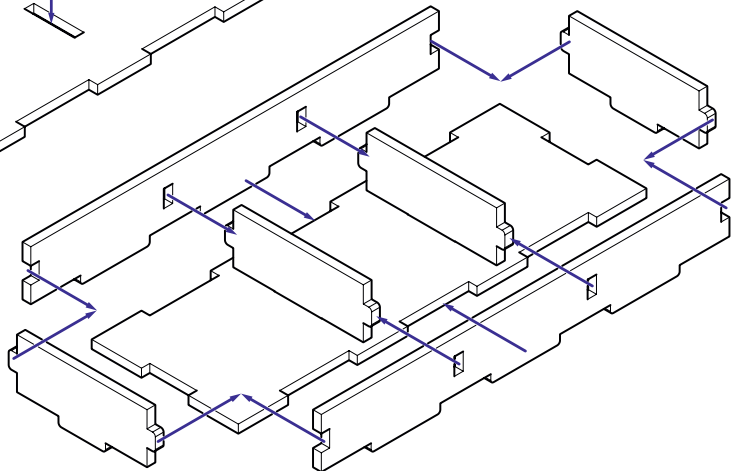
Sheet 10



Step 1



Step 2





ONE SMART BOX

Some other SMONEX products:

The Castles of Burgundy® (20th Anniversary Edition)
Organizer CBOR01



Settlers of Catan® Game Board Set CNOR01





Welcome to <https://smonex.com>.


If something is damaged or broken, please do not return the whole set. Contact us directly on email info@smonex.com or our website smonex.com.

Any questions or issues with the Smonex products, we'll do our best to help you. Your satisfaction of it is our top priority.

Thanks for choosing Smonex product. We would be grateful for your feedback, which inspires us and helps to develop further. We'll gladly help you on any matter if you contact us on info@smonex.com.

Share your photos with #smonex and follow us for all the updates:

 <https://www.facebook.com/Smonexcom>

 https://www.instagram.com/smonex_com/

 https://twitter.com/Smonex_com

 https://www.pinterest.com/smonex/_shop/

 <https://www.youtube.com/c/SmonexSmartOneBox>



Scan QR-code to visit or follow Smonex.