

PICTURE RAIL SYSTEM

Requirements for Quoting

Project reference or sidemark:

***Please complete a new form for every Picture Rail that you would like a quote for*

Rail number or name:

1. CHOOSE YOUR RAIL

Each picture rail is crafted in heavy gauge brass for maximum strength to provide exceptional support and eliminate flexing and support.

Please select your diameter and provide a finished length, including the finial

Due to production restrictions, the maximum length of a single rail is 2.4 meters, or 96 inches; for longer systems, the rails will be seamed together with an internal joiner.

Total Rail Length required, including finials:

meters
 inches

Select the diameter:



2. SELECT THE FINIALS

For simple and discreet finishing of the pole ends, we offer a choice of plain and stepped end caps.



For a more decorative flourish, you can select from our wide range of classic and traditional finial designs, all cast and turned in our UK Foundry.



3. BRACKETS - TYPE & QTY

Choose between the traditional End/Centre bracket combination or for a more streamlined aesthetic, the Ring bracket.

- When specifying an electrified rail, the Ring bracket must be used.
- 1 bracket is required for every 1 m, or 39 inches of pole



4. CHOOSING CHAIN

Aesthetics and weight load are important considerations in your choice and we offer five different sizes of traditional picture chain which are suitable for all sizes of artwork, tapestries or mirrors.

We recommend using a pair of parallel hanging chains. Weight loads listed are per pair of chains.

Due to production restrictions, the maximum single strand length is 10 meters.

Total Chain Length required:

meters
 inches

Cut Lengths required:

Tick the chain type required

1"/25mm links
40kg/88lbs

1 1/8"/29mm links
43kg/96lbs

1 5/16"/33mm links
54kg/120lbs

Heavy Duty
1 5/16"/33mm links
72kg/160lbs

Heavy Duty
1 7/16"/36mm links
299kg/660lbs



5. 'S' HOOKS AND PICTURE HANGING BRACKETS

'S' hook for 1" and 1 1/2" diameter picture rails, suitable for use with our hanging chain connects the chain to the rail.

Picture Bracket Hooks are installed on the back of the frame and attach the artwork to the chain.

The connector link will help transition the connection between the bracket and the chain.



Select size

1 1/2"/38mm

1"/25mm

Quantity of S Hooks required:

Blackened steel Large
100lb max weight load per pair



Large

QTY

Blackened steel Medium
60lb max weight load per pair



Medium

QTY


Brass small
30lb max weight load per pair



Small

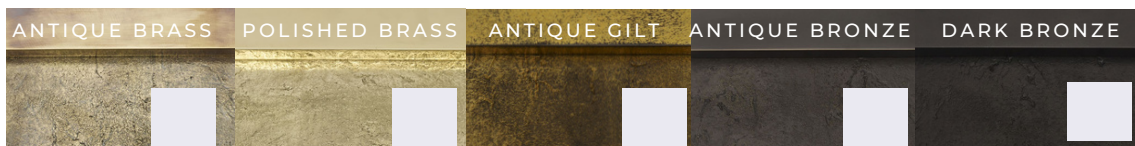
QTY

Connector link
Included with all brackets



METAL FINISHES

Please select your required finish:



COLLIER WEBB
HANDCRAFTED IN ENGLAND

Optional

6. LIGHTING

If you would like to add lights to this rail, please use the tick box to select which light you would like to add:

Articulated Picture Light



Clipper Picture Light



Scallop Picture Light



QTY of Lights required for this rail

Please specify which side you would like the wiring to exit:
(By default, the wire would exit the furthest ring bracket to the left)

**USA electrified rails must be installed using 2x4 J-Box*

Any additional comments or questions: