



The Yemen Lantern

Powered by Solar

from Little Sun, Warfair and The Yemen Journey



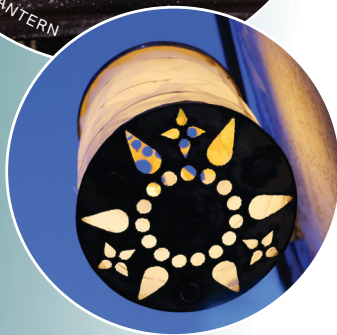
THANK YOU FOR PURCHASING THE YEMEN LANTERN

In 2020, the organizations warfair and The Yemen Journey teamed up with Little Sun to help Yemeni artisans revive a beautiful tradition, the Yemen Lantern. Every purchase of the lantern helps bring income back into a region and creative industry that was halted by conflict in recent years.

Handcrafted by silversmiths and artisans in the Old City of Sana'a, these lanterns combine carefully-sculpted brass, delicate fabrics, vibrant stones and light to create dazzling patterns.

We hope you enjoy the soft, cheerful light of the lantern in your home or garden, and thank you for supporting the work of the world-class Yemeni artisan who crafted it.

By powering the traditional lantern with the Little Sun Diamond, a powerful, rechargeable solar lamp, your lantern takes on another brilliant facet of hope. Each light Little Sun sells helps to provide rural communities with clean, renewable power at a locally affordable price.



Little Sun

www.littlesun.com



www.warfair.org



www.yemenjourney.com

How to use your lantern

Attaching the Little Sun Diamond to the Lantern



1. Your Little Sun Diamond comes attached to a stand. To detach the stand, simply pull it from the holes on either side of the Diamond, one side at a time, gently so you do not scratch the Diamond.



2. To turn on the lantern, push the button on the front side.



3. Open the lid of your lantern and place the Diamond into the opening. As the lantern is handmade each piece is unique and you might need to rotate the Diamond to find the best fit in the lid.



Hanging Your Yemen Lantern




Your Yemen Lantern can be used indoors or outdoors. To hang it up, start by gently pulling the top and bottom parts of the lantern to expand it to its full, open position. Use the hook on the top to hang the lantern.

Care Instructions



- Store the lantern indoor when not in use.
- Avoid using it in the rain.
- If the fabric is stained, clean it gently without inserting the full lantern into water.

Alternative Light Source



1. Your Yemen Lantern can be lit with sustainable solar light from the Little Sun Diamond or alternatively with a candle that can be placed in the bottom of the lantern. **Warning: Never use a candle while the Diamond is placed in the lantern.** This can cause serious damage.



2. If using a candle, do not leave the lantern unattended, keep distance from flammable materials such as curtains (note that the candle will generate heat above the lantern lid) and avoid outdoor candle use in windy weather. During candle use, the lid will get warm – avoid touching the lid directly, but instead gently lift the bottom of the lantern to bring the candle closer, blow it out through the holes in the top lid and let it cool before touching or taking down.



The Yemen Lantern

Powered by Solar

from Little Sun, Warfair and The Yemen Journey



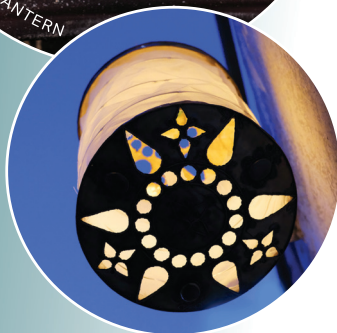
THANK YOU FOR PURCHASING THE YEMEN LANTERN

In 2020, the organizations warfair and The Yemen Journey teamed up with Little Sun to help Yemeni artisans revive a beautiful tradition, the Yemen Lantern. Every purchase of the lantern helps bring income back into a region and creative industry that was halted by conflict in recent years.

Handcrafted by silversmiths and artisans in the Old City of Sana'a, these lanterns combine carefully-sculpted brass, delicate fabrics, vibrant stones and light to create dazzling patterns.

We hope you enjoy the soft, cheerful light of the lantern in your home or garden, and thank you for supporting the work of the world-class Yemeni artisan who crafted it.

By powering the traditional lantern with the Little Sun Diamond, a powerful, rechargeable solar lamp, your lantern takes on another brilliant facet of hope. Each light Little Sun sells helps to provide rural communities with clean, renewable power at a locally affordable price.



How to use your lantern

Attaching the Little Sun Diamond to the Lantern



1. Your Little Sun Diamond comes attached to a stand. To detach the stand, simply pull it from the holes on either side of the Diamond, one side at a time, gently so you do not scratch the Diamond.



2. To turn on the lantern, push the button on the front side.



3. Open the lid of your lantern and place the Diamond into the opening. As the lantern is handmade each piece is unique and you might need to rotate the Diamond to find the best fit in the lid.



Hanging Your Yemen Lantern




Your Yemen Lantern can be used indoors or outdoors. To hang it up, start by gently pulling the top and bottom parts of the lantern to expand it to its full, open position. Use the hook on the top to hang the lantern.

Care Instructions



- Store the lantern indoor when not in use.
- Avoid using it in the rain.
- If the fabric is stained, clean it gently without inserting the full lantern into water.

Alternative Light Source



1. Your Yemen Lantern can be lit with sustainable solar light from the Little Sun Diamond or alternatively with a candle that can be placed in the bottom of the lantern. **Warning: Never use a candle while the Diamond is placed in the lantern.** This can cause serious damage.



2. If using a candle, do not leave the lantern unattended, keep distance from flammable materials such as curtains (note that the candle will generate heat above the lantern lid) and avoid outdoor candle use in windy weather. During candle use, the lid will get warm – avoid touching the lid directly, but instead gently lift the bottom of the lantern to bring the candle closer, blow it out through the holes in the top lid and let it cool before touching or taking down.



Little Sun

www.littlesun.com



www.warfair.org



www.yemenjourney.com