



TW_I NOX

TW SERIES OVERHEAD MONORAIL WEIGHING SCALES



Low profile weighing modules for overhead monorails, easily adaptable with any type of monorail track systems, even already existing ones. Fitted approved load cells.

The best solution
for advanced industrial
applications

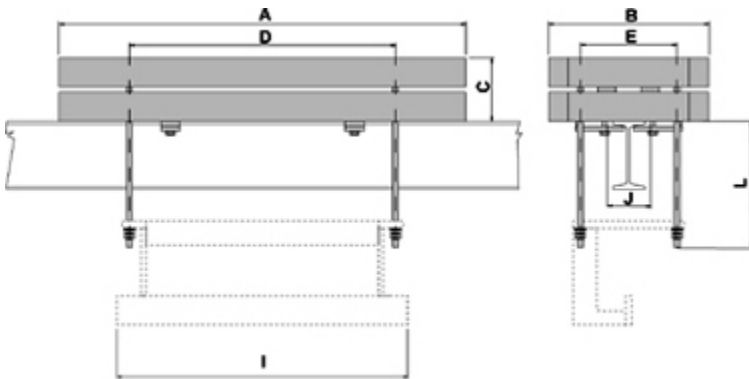
MAIN FEATURES

- Functions with 1 aluminium load cell with IP66 protection degree (TWSI model) or with 3 STAINLESS STEEL load cells with IP68 protection degree (TWI model), approved according to OIMLR60 C3 standards (3000 + 3000 divisions).
- AISI304 STAINLESS STEEL tubular structure, fitted with accessories for fastening to the beam and threaded rods for fastening to the customer's track section.
- Maximum length of the customer's track section:
 - 300 mm for the ETWSI models
 - 600 mm for the ETWI models.
- Up to 15 Vdc power supply.
- Hermetic junction box and shielded 10m long 6-pin cable fitted with connectors for connection to the weight indicator.

OPTIONS ONLY AVAILABLE AT TIME OF ORDER

- Connection to the indicator and calibration with CE-M 3000e single range or 3000e+3000e dual range approval (with our indicators).
- Models with special sizes and capacities (ask for estimate).
- Possible adaptations with customer's track section (to be supplied per account of manufacture), which will be quantified upon job card cost account.





DETAIL 1



| | A | B | C | D | E | I | J | L |
|------|-----|-----|-----|-----|-----|-----|----|-----|
| TWI | 840 | 330 | 135 | 550 | 200 | 600 | 90 | 195 |
| TWSI | 420 | 285 | 115 | 300 | 210 | 300 | 90 | 195 |

dimensions in mm

Versioni disponibili

| Codice | I x w x h (mm) | N° celle | Max (kg) | d (g) | M (g)* | M 2R (g)* |
|--|-------------------|----------|-------------|----------|------------------|---------------------|
| TWSI15  | 420x285x335 | 1x300kg | 150 | 50 | 50 | 20-50 |
| TWSI30  | 420x285x335 | 1x500kg | 300 | 100 | 100 | 50-100 |
| TWI30  | 840x330x330 | 3x300kg | 300 | 100 | 100 | - |
| TWI60  | 840x330x330 | 3x500kg | 600 | 200 | 200 | 100-200 |

(*) Divisioni ottenibili solo con le relative opzioni, in abbinamento a indicatore di peso Dini Argeo.

NOTE:



- Il tratto di guidovia da applicare alla bilancia e i necessari fissaggi alle barre filettate devono essere realizzati dal cliente.
- L'ordine e l'eventuale adattamento della bilancia sono possibili previa verifica della compatibilità col tratto di guidovia del cliente (eseguita dai nostri tecnici all'invio dell'apposito MODULO COMPILATO).



GRAVITATION LTD.

UNIT 2B SECTION 5 DUNSHAUGHLIN - - CO. MEATH - IRELAND

Tel. 00353469078900

Fax. 00353469078911

E-mail info@gravitation.ie

Web www.gravitation.ie

All the specifications and images can be subject to variations and upgrades without prior notice.