



SPSW

SPSW SERIES SINGLE POINT STAINLESS STEEL LOAD CELLS



Stainless steel load cells for off center loads, suitable for example to build CE-M approved scales with a single load cell with maximum dimensions of 500x400 mm.

CAPACITIES (kg): 7.5, 15, 30, 50, 100.

OIML R60. C3 precision class.

17-4 PH stainless steel. IP67 protection.

The best solution
for advanced industrial
applications

MAIN FEATURES

- C3 PRECISION CLASS
- OFF CENTER LOAD COMPENSATED
- MADE IN 17-4 PH STAINLESS STEEL
- IP67 PROTECTION
- MAX. CAPACITIES FROM 7.5 TO 100 kg
- FOR PLATFORMS WITH DIMENSIONS UP TO 500 X 400 mm
- SHIELDED CONNECTION CABLE
- TEST CERTIFICATE AVAILABLE UPON REQUEST

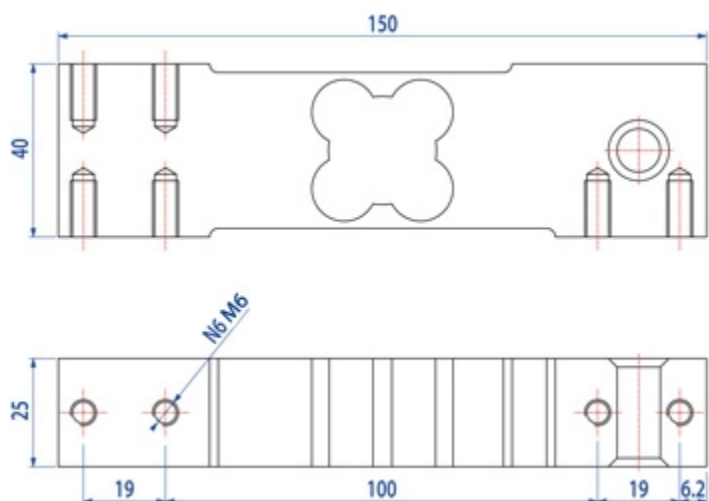
TECHNICAL FEATURES

- Minimum load cell verification interval: $V_{min} = E_{Max} / 10.000$
- Maximum number of verification intervals: $n_{LC} = 3000$
- Full Scale Output: $2mV/V \pm 10\%$
- Temperature effect on zero: $0,01\% FS/10K$
- Temperature effect on full scale output: $0,001\% FS/10K$
- Compensated Temperature Range: $-10^{\circ}C/+40^{\circ}C$
- Operating Temperature Range: $-10^{\circ}C/+50^{\circ}C$
- Creep at nominal load in 30 minutes: $\pm 0,01\% F.S.$
- Maximum tolerated excitation voltage: 15 VDC
- Input Resistance: $380 \pm 15 \text{ Ohm}$
- Output Resistance: $359 \pm 5 \text{ Ohm}$
- Insulation Resistance (100V) $>1000 \text{ MOhm}$
- Safe Overload: 300% F.S.
- Ultimate Overload: 300% F.S.
- Nominal displacement: $< 0.5 \text{ mm}$
- 6-wire shielded cable, 3m long, 5mm diameter

ATEX Version

- The CCATEX certificate makes the load cell suitable for use in hazardous areas with protection methods according to:
ATEX II 1G Ex ia IIC T6 (Ta $-20 \div +40^{\circ}C$) TX (Ta $-20 \div +65^{\circ}C$) Ga
ATEX II 1D Ex ta IIIC TX $^{\circ}C$ (Ta $-20 \div +40^{\circ}C$) TX $^{\circ}C$ (Ta $-20 \div +65^{\circ}C$) Da IP65.
The certificate includes the manual and the ATEX CE conformity declaration (available in EN, DE, FR, and IT).
- **IMPORTANT:** the certificate refers to the single load cell. For systems with more load cells, it is necessary to order one certificate for each load cell.

DETAIL 1








Dimensions in mm

Wiring Code	
<i>Colour</i>	<i>Function</i>
WHITE	OUTPUT +
GREEN	SENSE +
BLUE	INPUT +
RED	OUTPUT -
BLACK	INPUT -
GREY	SENSE -

VERSIONS

Versioni disponibili

Codice	Piatto Max (mm)	Max (kg)
SPSW7.5 	500 x 400	7,5
SPSW15 	500 x 400	15
SPSW30 	500 x 400	30
SPSW50 	500 x 400	50
SPSW100 	500 x 400	100



GRAVITATION LTD.

UNIT 2B SECTION 5 DUNSHAUGHLIN - - CO. MEATH - IRELAND

Tel. 00353469078900

Fax. 00353469078911

E-mail info@gravitation.ie

Web www.gravitation.ie

All the specifications and images can be subject to variations and upgrades without prior notice.