

Sample Pack

Mrs Wordsmith's

# I CAN BE A BUTTERFLY

## IF I CHOMP FROM



**PRINTABLE**

**STORYBOOK**

**LEARN THE ALPHABET**

Learning the alphabet is the first step on every child's reading journey. Research shows that children with prior knowledge of the alphabet learn to read more easily and more fluently. It's also vitally important that the alphabet is taught in a playful and engaging way.

**US**  
EDITION

---

**FOR** **PARENTS**  
& **EDUCATORS**

## **AN ABC COMING-OF-AGE STORY**

*I Can Be A Butterfly* is the hilarious tale of one baby fly's mission to chomp, chew, and crunch his way from A to Z.

Bogart dreams of growing up to become a butterfly. But if all he ever eats is poo, he will be nothing more than a common housefly.

Bogart sets out on the foodie adventure of a lifetime. First apples and avocados.

Then bagels and burritos. Before long, Bogart is chomping his way through the whole alphabet! And he won't stop chomping until he turns into a butterfly.

Help Bogart chomp his way through an eatery of A to Z and face his greatest fear - being ordinary.

## **IT'S HOW YOU LEARN THE ALPHABET THAT MATTERS**

Research shows that children with prior knowledge of the alphabet learn to read more easily and more fluently, so it's vitally important that the alphabet is taught in a playful and engaging way.

When learning their ABCs, children have to understand that each letter has a different shape and name, and that letters combine to form words.

By making it clear that the letter **A** is not just for **apple** but also for **avocado**, children learn that **A** makes a constant sound across different words. They are more likely to remember this information because the words are linked by a familiar theme: food. Learning the most common sound that each letter makes is an essential, foundational skill that will be built on later when children encounter phonics.

Pooville was a very ordinary town filled with very ordinary flies.



The food in Pooville was always the same.




Bogart was not like  
the other baby flies.  
Bogart was different.

He was afraid that if all he ever  
ate was poo, he would grow up  
to be a common housefly.



He  
would be  
**ordinary.**

Bogart had dreams. Big dreams.  
Dreams of escaping Pooville.  
Dreams of becoming...



...a  
**butterfly!**




If he could eat something besides poo...

If he could chomp, and chew, and crunch his way through the alphabet...

He could make his dreams come true.


**chew**



**Chomp**



**crunch**





Bogart's foodie adventure began with the letter **A**.

He wanted to eat everything healthy that started with the letter **A**.




**A**

**a**



Next, the letter **B** for Bogart!

**B**



“I will chomp bread, bagels, burritos, and burgers.”

Bogart was only just **b-b-beginning**.

Mrs Wordsmith's  
**I CAN BE A BUTTERFLY**  
**HANDWRITING PRACTICE**



**HANDWRITING**  
**ACTIVITY SHEETS**

**LEARN THE  
ALPHABET**

Handwriting practice helps develop reading skills. It is a crucial skill for children as they move through their early school years, beginning with individual capital letters in Pre-K all the way to writing full sentences in 2nd Grade.

**US**  
EDITION

---

**FOR** **PARENTS**  
& **EDUCATORS**


## **IT'S HOW YOU LEARN THE ALPHABET THAT MATTERS**

Handwriting is a crucial skill for children as they move through their early school years, beginning with individual capital letters in Pre-K (US) or Nursery (UK) all the way to writing full sentences in 2nd Grade (US) or Year 2 (UK).

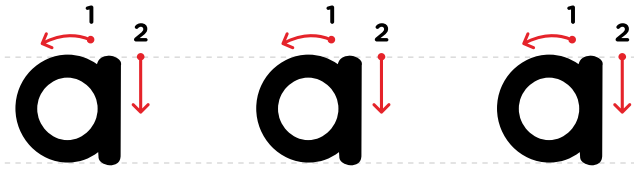
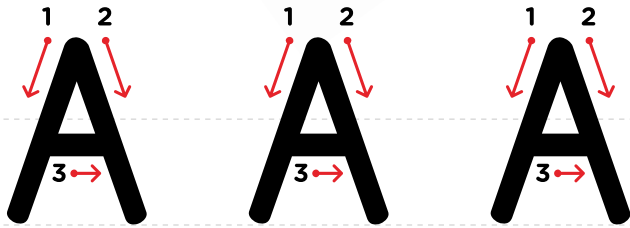
Handwriting helps consolidate children's knowledge of letters. Children (and adults) are more likely to retain new information by writing it down.

Write to remember is a simple rule of thumb. Research shows that children with better handwriting exhibit greater neural activation in brain regions associated with working memory and increased activation in the regions associated with reading and writing.

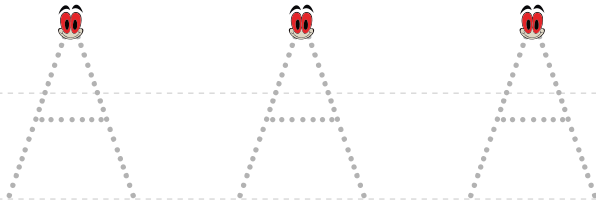
# Aa




1. Follow the arrows to write the letter.





2. Trace the letter.



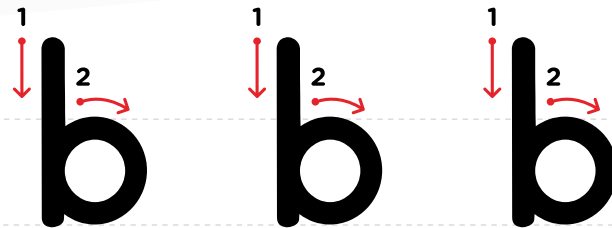
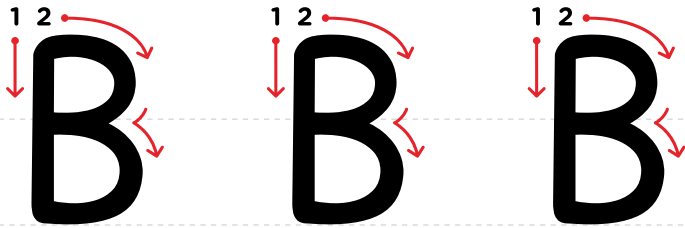
3. Now try writing it! Start with Bogart's emoji.



# Bb



1. Follow the arrows to write the letter.



2. Trace the letter.



3. Now try writing it! Start with Bogart's emoji.

