

Mrs Wordsmith's

FOOLPROOF SPELLING



MIXED

PRACTICE

**BE A BETTER WRITER
GRADE 1**

US
EDITION

This pack contains Mixed Paper Practice Tests covering all spelling patterns for Kindergarten and First Grade. It is best used after the Targeted Practice papers.

Designed with curriculum and assessment experts:

- Covers spelling patterns and words that appear in Common Core assessments.
- Motivates kids to work independently
- Proven methods to increase retention so kids make fewer mistakes
- Covers homophones, tricky spelling patterns, prefixes and suffixes, and tricky words

mrswordsmith.com

SPELLING

PATTERNS

Grade 1



ff
ll

ss
zz

ck
k

nk

tch
th

-er
for more

th
as in 'this'

-s
for plural

-ing

-est
for most

th
as in 'think'

-v

-es
for plural

-ed



ai
ay

oi
oy

a-e
'magic' e
e-e
'magic' e
i-e
'magic' e

o-e
u-e

ee
ea

ea
as in 'head'

er
ir
ur

th
as in 'this'
th
as in 'think'

oa
oe

ou
ow

ow
o

ue
ew

ie
igh

fg

or
ore

aw
au

air
as in 'hair'
ear
as in 'pear'
are
as in 'care'

ar
as in 'star'

y

ph
wh

un-
at the beginning
(prefix)

Compound
words



OVERVIEW

These papers are designed to help children revise and test themselves on the content taught through the target practice papers for the same year. Encourage your child to do one paper at each session so they have time to think and answer carefully. They can then correct their own mistakes using the answer sheets.

INSTRUCTIONS

Each paper has 2 types of activities:

Activity 1

Kids will test themselves with fun spelling puzzles which cover a variety of the content taught through the targeted practice papers. Draw a line to the syllable to complete the correct spelling, or match the two words that have something in common (the same sound, meaning, or use, depending on the patterns covered).

Activity 2

Kids will test themselves by filling in the blanks in sentences with the correct word. As in Activity 1, the sentences will mix the content covered in the target practice papers.



INTRODUCTION

WHY PRACTICE SPELLING?

Mrs Wordsmith Foolproof Spelling are aligned with your school's curriculum by age.

Spelling is an important metric in elementary school assessments, including independent and private school entrance exams. Even when spelling is not explicitly tested, it is assessed in writing. This is where kids make the most mistakes. Practicing spelling through a variety of activities ensures that kids will spell words correctly while writing.

And when kids know how to spell, they get fewer red marks on their homework and their confidence soars! Mrs Wordsmith turns spelling practice into a fun and engaging pastime.

WHY IS MRS WORDSMITH'S SPELLING PRACTICE SO FOOLPROOF?

Our resources are based on data and developed with assessment experts. They use a variety of learning strategies to ensure results:

- Words grouped by related sounds that children typically mix up, such as ee and ea.



- Lots of homophones and frequently misspelled words
- Easy-to-understand spelling tips to help kids memorize the patterns.

'Meat with an **a** is the one you can eat'.

- Sentences that provide context for each word and that are similar to what kids encounter in exams.

'Can I _____ my present now?' asked Armie.
(unwrap)

- Spelling puzzles carefully designed to help kids apply the spelling rules they've learned.
- Fun illustrations to keep kids engaged and help them remember the words they've learned.



- Child-friendly answer sheets so that children can correct answers all by themselves.



Name: _____

★ COMPLETE THE EXERCISE TO EARN A STAR

PAPER 2

PART 1

YOU ARE AWESOME



MATCH

TWO

Circle the two words that have the same sound, then write them underneath.

Example

throw
these other

these
other

1.

through
brother
mother

2.

good
look
school

3.

foot
good
food



Match the beginning of the word to its ending, then write the word underneath.

Example

te • • ll
 • l

tell

4. pa • • ll
 • l

5. ha • • ve
 • v

6. bu • • zz
 • z

7. bu • • ss
 • s

8. bird • • es
 • s

9. glass • • s
 • es

10. clo • • ck
 • k

11. qui • • k
 • ck

12. climb • • bed
 • ed

13. ask • • ked
 • ed

14. fast • • test
 • est

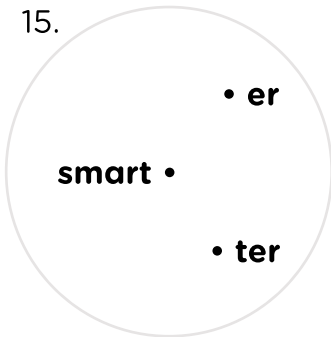
PAPER 2

PART 2

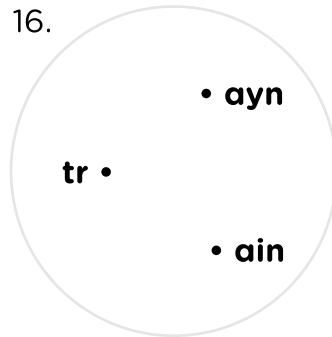


Keep going! There are 42 words in this paper to help you up your game.

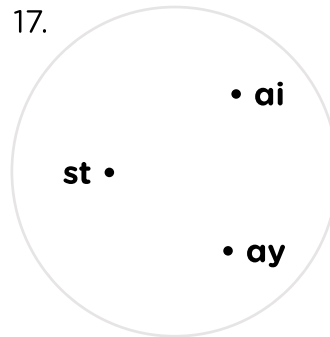
15.



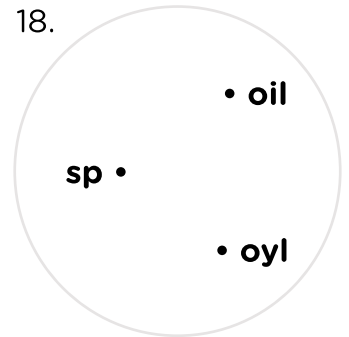
16.



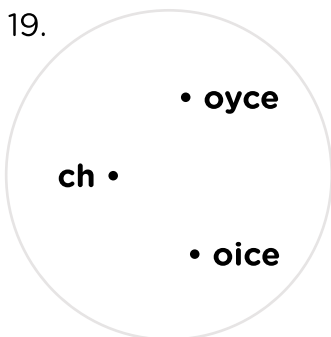
17.



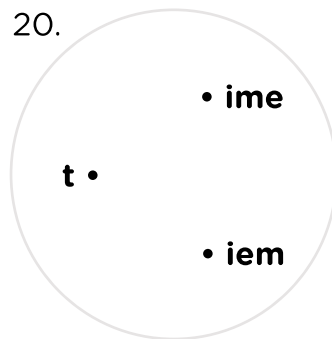
18.



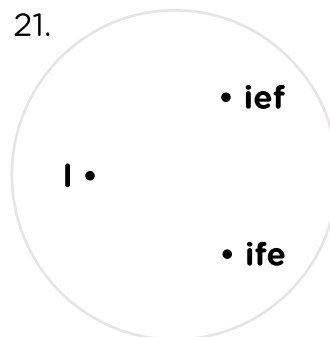
19.



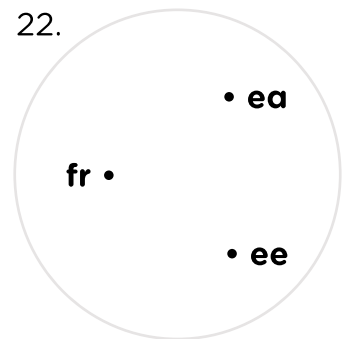
20.



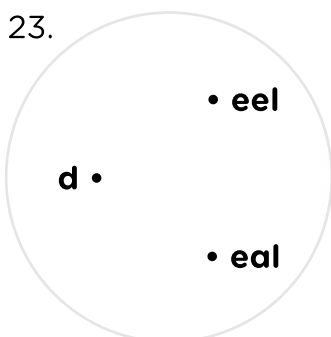
21.



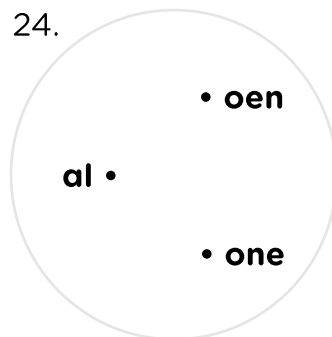
22.



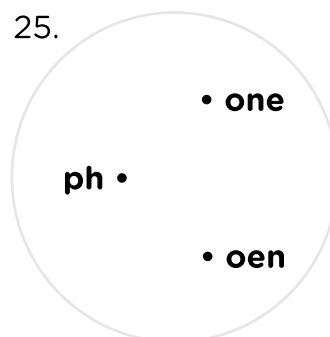
23.



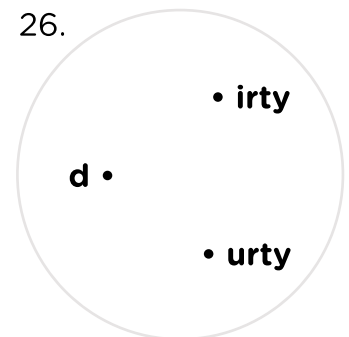
24.

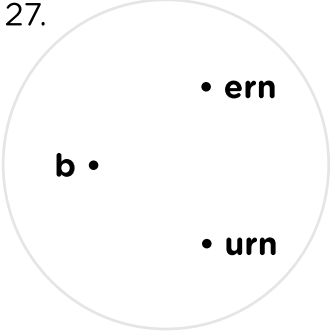


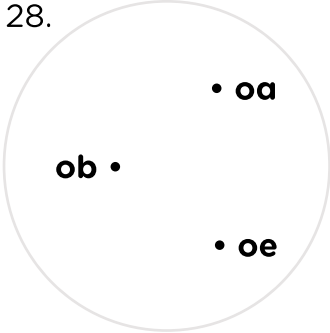
25.

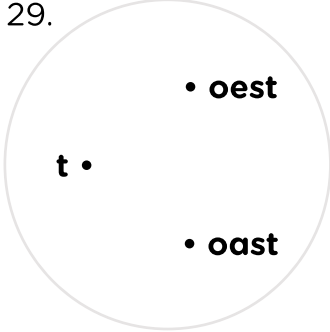


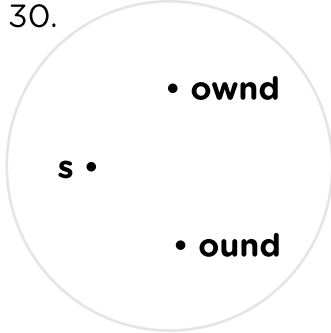
26.

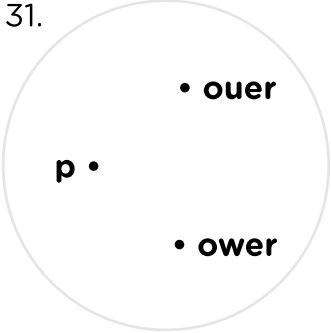


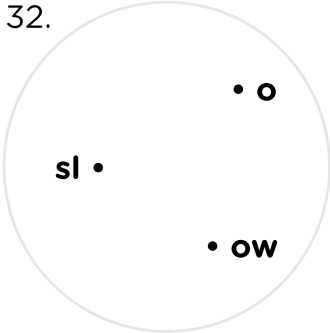
27. 

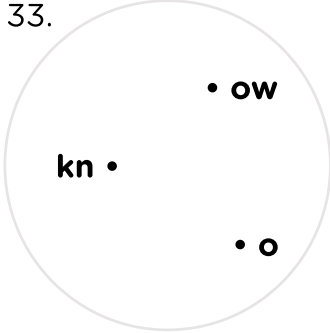
28. 

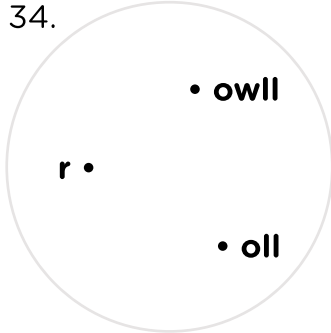
29. 

30. 

31. 

32. 

33. 

34. 

Fill the gap with the word that makes the most sense.

photo | make | hard | rude | look | playground | very | ready



35. Grit loved to a mess.
36. It is to stick your tongue out at people.
37. Some words are really to spell.
38. Brick shouted, “....., set, go!”
39. I will for my missing key.
40. Yin took a of Yang.
41. The hill was steep.
42. Oz likes the big slide at the

Name: _____

★ COMPLETE THE EXERCISE TO EARN A STAR

PAPER 3

PART 1



MATCH

TWO

Circle the two words that have the same sound, then write them underneath.

Example

through
 brother
 mother

brother
mother

1. that
 think
 thirsty

2. bread
 ahead
 dream

3. spread
 heavy
 mean



Match the beginning of the word to its ending, then write the word underneath.

Example

pi • • nk
 • nck

pink

4. clo • • nk
 • ck

5. hand • • s
 • es

6. ri • • ch
 • tch

7. wa • • ch
 • tch

8. li • • v
 • ve

9. mo • • ve
 • v

10. jump • • ping
 • ing

11. pa • • ssing
 • sing

12. kind • • der
 • er

13. calm • • mer
 • er

14. br • • ain
 • ayn

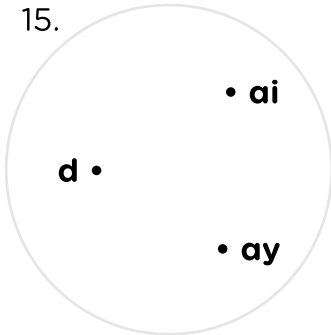
PAPER 3

PART 2

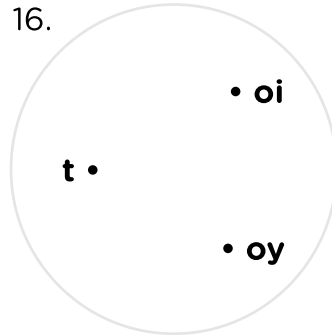


Keep going! There are 42 words in this paper to help you up your game.

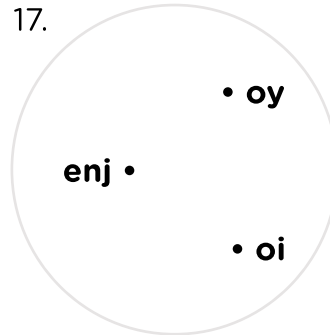
15.



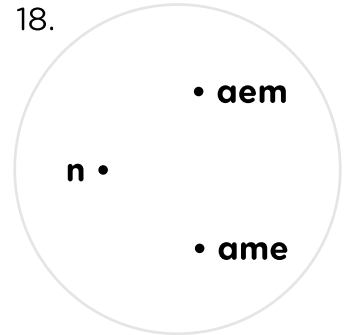
16.



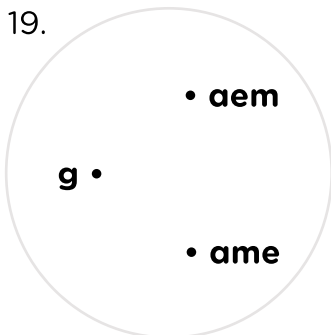
17.



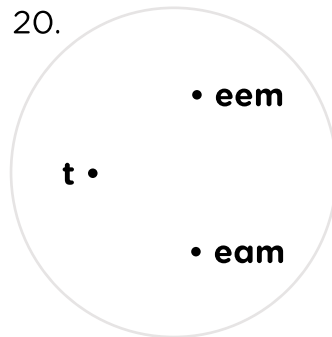
18.



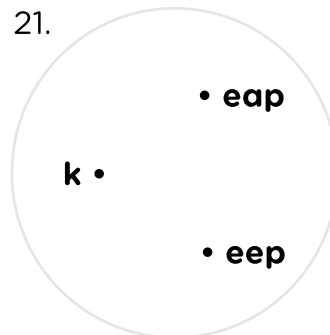
19.



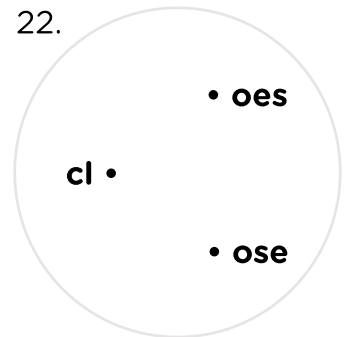
20.



21.



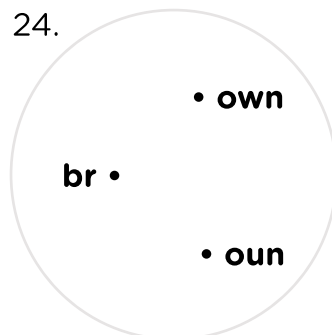
22.



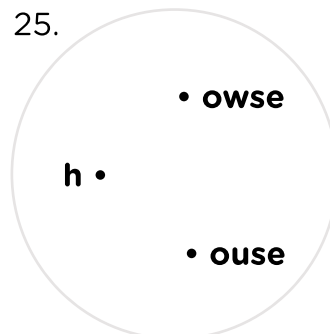
23.



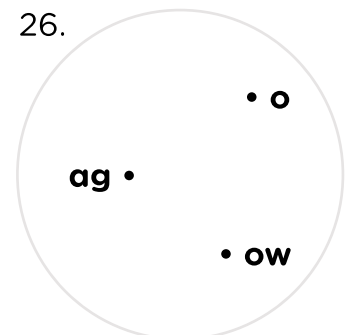
24.




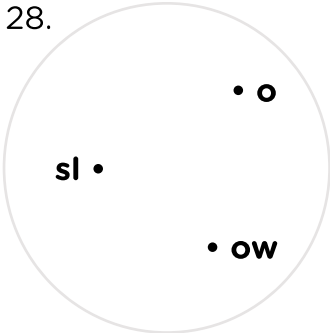
25.

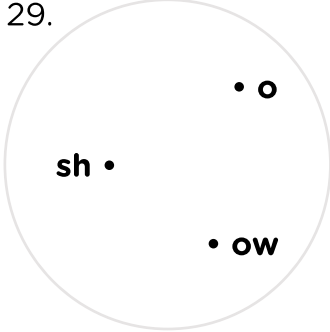


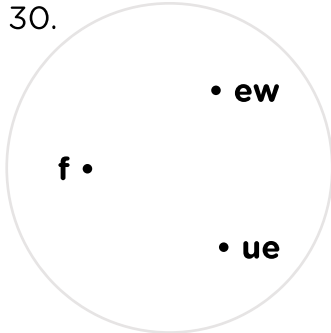
26.

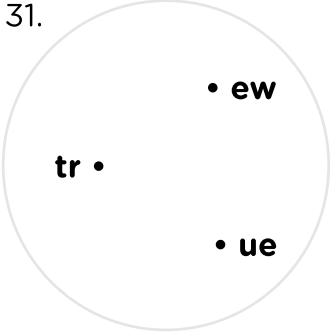


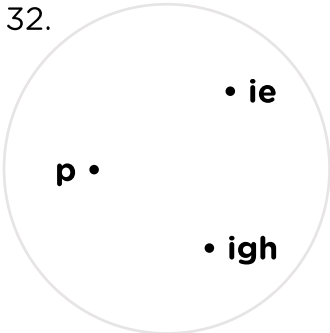
27. 

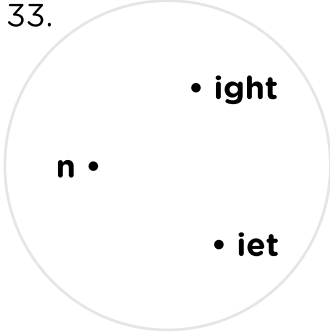
28. 

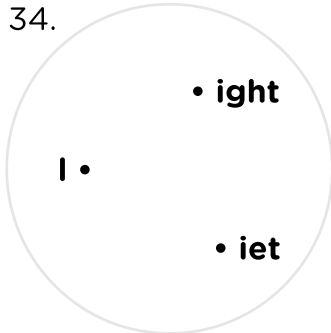
29. 

30. 

31. 

32. 

33. 

34. 

Fill the gap with the word that makes the most sense.

night | knight | meat | meet | catch | explain | lucky | enjoy



35. Yang can the ball.
36. "I am to have you as my friend," said Oz.
37. I had to the story to my sister.
38. Do you ice cream?
39. Plato does not eat
40. It is fun to new friends.
41. The clumsy fell off his horse.
42. Last, we saw many fireworks!

ANSWER KEY

Grade 1 - Paper 2

Give yourself one mark for every correct answer.

MATCH

TWO

ex. **these, other**

1. **brother, mother**
2. **look, good**
3. **good, foot**

WORD

CONNECT

- ex. **te-ll**
4. **pa-l**
 5. **ha-ve**
 6. **bu-zz**
 7. **bu-s**
 8. **bird-s**
 9. **glass-es**
 10. **clo-ck**
 11. **qui-ck**
 12. **climb-ed**
 13. **ask-ed**
 14. **fast-est**

15. **smart-er**
16. **tr-ain**
17. **st-ay**
18. **sp-oil**
19. **ch-oice**
20. **t-ime**
21. **l-ife**
22. **fr-ee**
23. **d-eal**
24. **al-one**
25. **ph-one**
26. **d-irty**

27. **b-urn**
28. **ob-oe**
29. **t-oast**
30. **s-ound**
31. **p-ower**
32. **sl-ow**
33. **kn-ow**
34. **r-oll**

WORD TO

USE

35. **make**
36. **rude**
37. **hard**
38. **ready**
39. **look**
40. **photo**
41. **very**
42. **playground**

TOTAL

SCORE



1/42

ANSWER KEY

Grade 1 - Paper 3

Give yourself one mark for every correct answer.

MATCH

TWO

- ex. **brother, mother**
- think, thirsty**
 - ahead, bread**
 - heavy, spread**

WORD

CONNECT

- ex. **pi-nk**
- clo-ck**
 - hand-s**
 - ri-ch**
 - wa-tch**
 - li-ve**
 - mo-ve**
 - jump-ing**
 - pass-ing**
 - kind-er**
 - calm-er**
 - br-ain**

- d-ay**
- t-oy**
- enj-oy**
- n-ame**
- g-ame**
- t-eam**
- k-ee-p**
- cl-ose**
- th-ose**
- br-own**
- h-ouse**
- ag-o**

- r-oll**
- sl-ow**
- sh-ow**
- f-ew**
- tr-ue**
- p-ie**
- n-ight**
- l-ight**

WORD TO

USE

- catch**
- lucky**
- explain**
- enjoy**
- meat**
- meet**
- knight**
- night**

TOTAL

SCORE



/42