


Mrs Wordsmith

Name:

CONFUSING

LETTERS:

b and d



Some letters look alike. Be careful when you read them and write them! Use the word 'bed' to remember the difference between b and d.

Mrs Wordsmith

Name:

CONFUSING

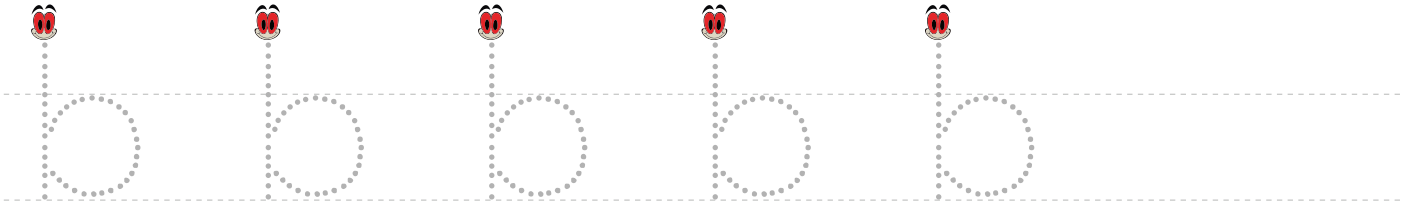
LETTERS:

b and d


HANDWRITING

PRACTICE

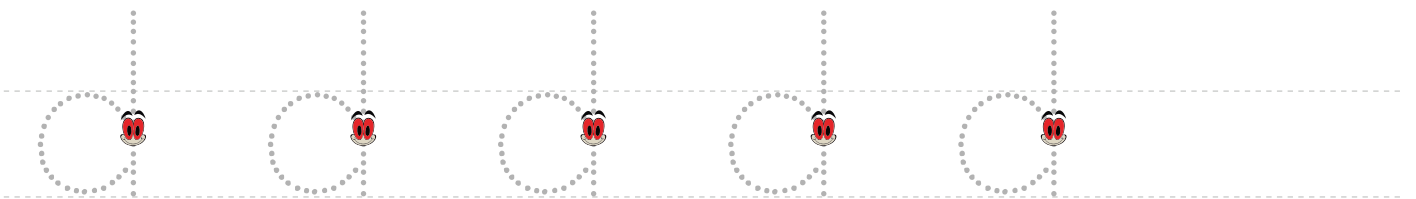
Trace the letter.



Try it out. Start with the emoji.



Trace the letter.



Try it out.



Mrs Wordsmith

Name:

CONFUSING

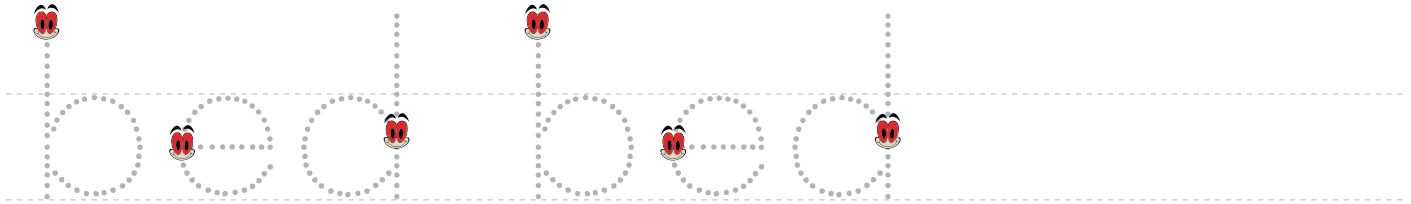
LETTERS:

b and d

HANDWRITING

PRACTICE

Now trace the word.



Try it out.



Mrs Wordsmith

Name:

CONFUSING

LETTERS:

p and q



Some letters look alike. Be careful when you read them and write them! Use the words 'prince' and 'queen' to remember the difference between p and q.

Mrs Wordsmith

Name:

CONFUSING

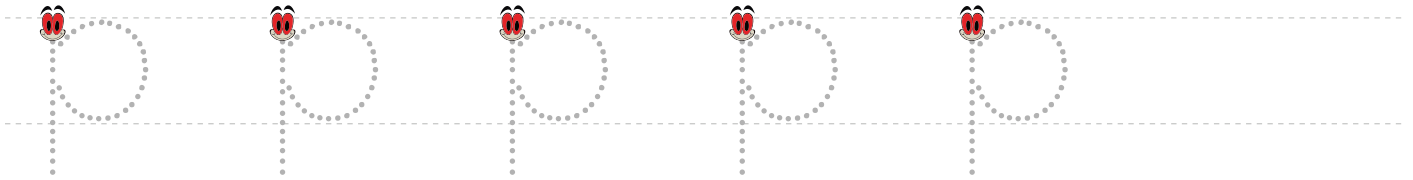
LETTERS:

p and q

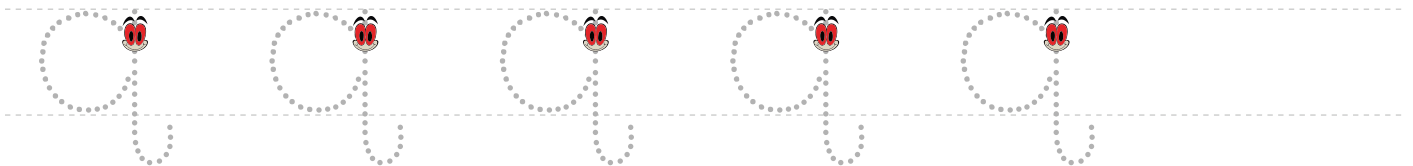
HANDWRITING

PRACTICE

Trace the letter.



Try it out. Start with the emoji.



Mrs Wordsmith

Name:

CONFUSING

LETTERS:

HANDWRITING

PRACTICE

p and q

Now trace the word.

prince

p r i n c e

queen

q u e e n

CONFUSING

LETTERS:

LETTER

PAINTING

It can be easy to mix up the letters **b**, **d**, **p**, **g**, and **q** because they all have circles and sticks that go in different directions.

TRY TO SPOT THE DIFFERENCES BY PAINTING THE LETTERS LIKE THIS:



Paint in red



Paint in green



Paint in blue



Paint in yellow



Paint in purple

A grid of 30 circles containing the letters b, d, p, g, and q for a spotting exercise.

d	p	g	q	b	g
g	q	d	b	p	
b	d	b	p	g	d
b	p	q	d	p	
q	g	p	b	g	q

CONFUSING LETTERS:
LETTER PAINTING

Answer key:

