

Mrs Wordsmith's
I CAN BE A BUTTERFLY

IF I CHOMP FROM



PRINTABLE

STORYBOOK

**LEARN THE
ALPHABET**

Learning the alphabet is the first step on every child's reading journey. Research shows that children with prior knowledge of the alphabet learn to read more easily and more fluently. It's also vitally important that the alphabet is taught in a playful and engaging way.

US
EDITION

FOR **PARENTS**
& **EDUCATORS**

AN ABC COMING-OF-AGE STORY

I Can Be A Butterfly is the hilarious tale of one baby fly's mission to chomp, chew, and crunch his way from A to Z.

Bogart dreams of growing up to become a butterfly. But if all he ever eats is poo, he will be nothing more than a common housefly.

Bogart sets out on the foodie adventure of a lifetime. First apples and avocados.

Then bagels and burritos. Before long, Bogart is chomping his way through the whole alphabet! And he won't stop chomping until he turns into a butterfly.

Help Bogart chomp his way through an eatery of A to Z and face his greatest fear - being ordinary.

The food in Pooville was always the same.



Poo for breakfast.
Poo for lunch.
Poo for dinner.


Bogart had dreams. Big dreams.
Dreams of escaping Pooville.
Dreams of becoming...



...a
butterfly!



Bogart was **desperate**
for more sugar.



"I will
chomp

dozens
of **delicious**,
round cakes
with holes!!!"

D is
for !

Mrs Wordsmith's

I CAN BE A BUTTERFLY

HANDWRITING PRACTICE



A

B

C




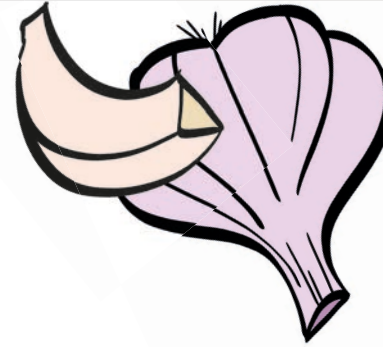

HANDWRITING
ACTIVITY | **SHEETS**

**LEARN THE
ALPHABET**


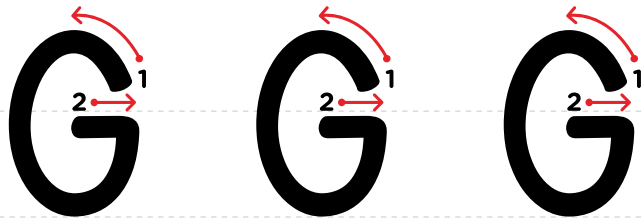
Handwriting practice helps develop reading skills. It is a crucial skill for children as they move through their early school years, beginning with individual capital letters in Pre-K all the way to writing full sentences in 2nd Grade.

US
EDITION

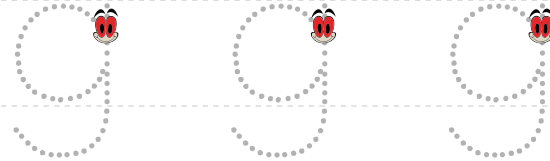
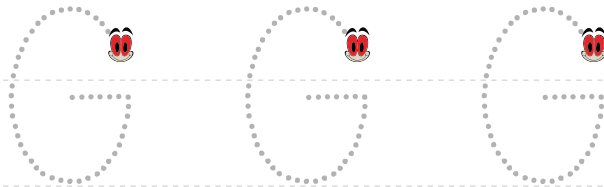
Gg




1. Follow the arrows to write the letter.




2. Trace the letter.



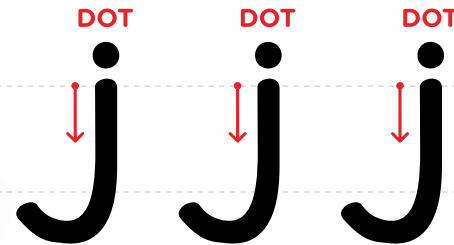
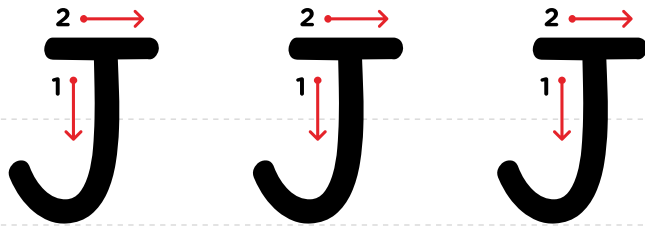
3. Now try writing it! Start with Bogart's emoji.



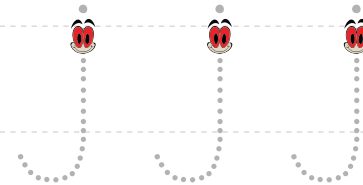
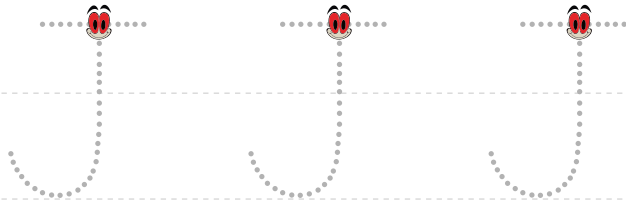
Jj



1. Follow the arrows to write the letter.



2. Trace the letter.



3. Now try writing it! Start with Bogart's emoji.

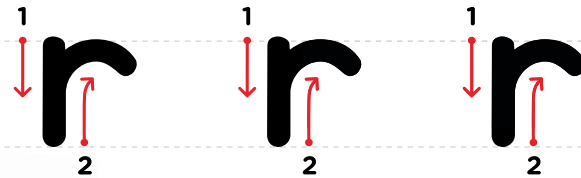
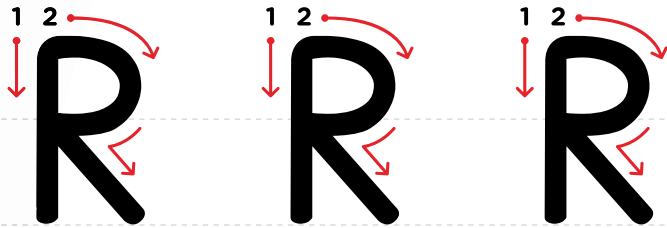


Rr

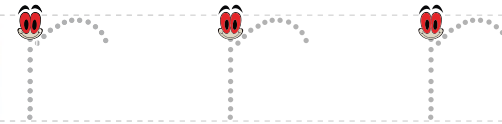
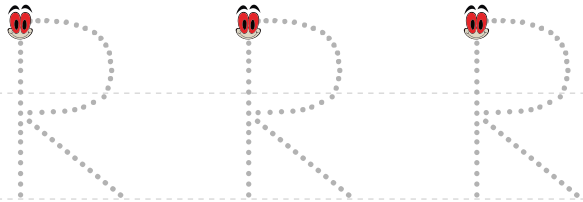
Play the sound
with the QR!



1. Follow the arrows to write the letter.



2. Trace the letter.



3. Now try writing it! Start with Bogart's emoji.

