



Nivala

The Nivala chandelier explores the organic beauty created through the repetition of shapes. The fan effect formation of the piece means the design looks different from every angle.

Standard profile size: 120x100mm
Up to 4 tiers with rings from 40 to 150cm diameters.

Hanging Fully adjustable drop height on 1.2mm stainless steel suspension cables.

Light Source LED tube light (replaceable), ~ 12K hours life.
LED standard colour: 2.7k

Power to fixtures: Via suspension cables.
Light Output: decorative lighting element only.
Indicative Lumen level available on request.

LED Driver Triac Dimmable (5%-100%) as standard, all dimming protocols available on request.
Wattage dependent on sizing.
Output Voltage: 24V.
Input Voltage: 110V-230V-277V, to be specified.

Maintenance

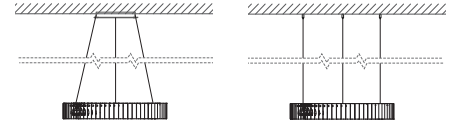
Clean with smooth and dry cloth. Do not use any ammonia, solvents or abrasives. No user serviceable components. Contact Cameron Design House for further information.

Bespoke options and design service available.
All fittings and installation instructions are provided.

Contact CDH for further technical details/downloads:
technical@camerondesignhouse.com
camerondesignhouse.com

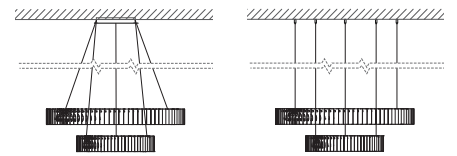
Nivala Single

Standard dimensions:
80cm
32"




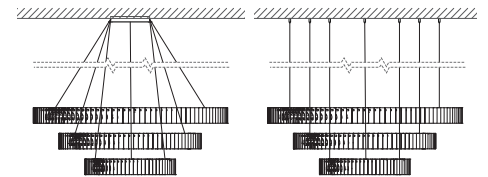
Nivala Double

Standard dimensions:
40,80cm
16", 32"
60,100cm
24", 40"



Nivala Triple

Standard dimensions:
70,110,150cm
28", 43", 59"



Ceiling Rose or Direct attach as standard. Download our "Standard hanging option" spec for further information. Custom option available.

Finishes and Materials Options - Size limitation for some finishes, contact CDH for a formal quotation.

