

Mahlu



The Mahlu floating circular seamless pendant creates a warm inviting glow by emitting light from both above and below the rings.

Standard profile size: 50x100mm or 50x60mm.
Bespoke options and larger sizes available. From 50 to 120cm rings diameters. Integral LED lighting.

Hanging - Fully adjustable drop height on 1.2mm stainless steel suspension cables.

Light Source - Opal light diffusers.
LED matrix, CRI>95, ~ 50K hours life.
LED standard colour temperature options: 3k (light output equivalent to 2.4K)

Power to fixtures: Via suspension cables.
Light Output: decorative lighting element only.
Indicative Lumen level available on request.

LED Driver - Triac Dimmable (5%-100%) as standard, all dimming protocols available on request.
Wattage dependent on sizing. Class II driver as standard.
Output Voltage: 24V.

Input Voltage: 110V-230V-277V, to be specified.
Bespoke options and design service available.
All fittings and installation instructions are provided.

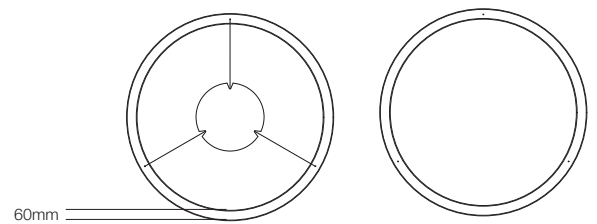
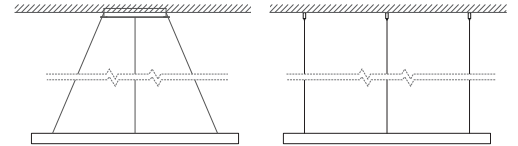
Maintenance

Clean with smooth and dry cloth. Do not use any ammonia, solvents or abrasives. No user serviceable components. Refer to instruction manual for detailed cleaning instructions.

Contact CDH for further technical details/downloads:
technical@camerondesignhouse.com
<https://camerondesignhouse.com>

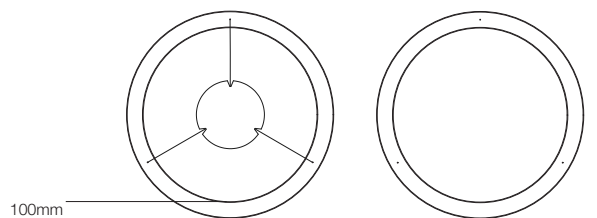
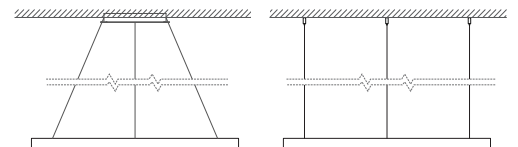
Mahlu 60

Standard dimensions:
50x60mm profile
Standard diameters:
50, 100, 120cm
20", 40", 47"



Mahlu 100

Standard dimensions:
50x100mm profile
Standard diameters:
50, 100, 120cm
20", 40", 47"



Ceiling Rose or Direct attach as standard. Download our "Standard hanging option" spec for further information. Custom option available.

Finishes and Materials Options - Size limitation for some finishes, contact CDH for a formal quotation.

