



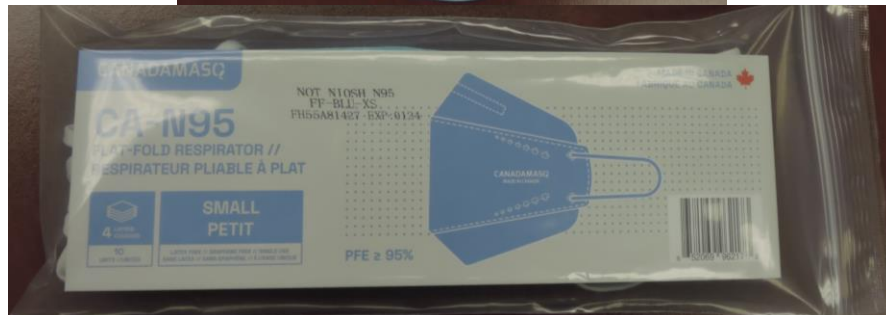
Report For: Canada Masq Corporation
4-10 Brodie Drive
Richmond Hill, Ontario
L4B 3K8
Phone: 647 628 9615
Email: anthonyz@canadamasq.com

Laboratory #: 880257-C2-22
Report Date: January 27, 2022
Received Date: January 17, 2022

Attention: Anthony Zhao
Specimen: C2: CA-N95 Flat-Fold Respirator "FF-BLU" X-Small


TEST REPORT

One specimen, consisting of respirators was submitted to CMTL for assessment of mechanical headstrap strength, particulate filter efficiency and airflow resistance to evaluate acceptability with Health Canada performance criteria for filtering face piece respirators (Date published: 2020-08-25, Date modified: 2021-02-02), 42 CFR Part 84 Subpart K, Sections 171(d), 172 and 174 respectively, and CSA Z94.4.1:21 Sections 5.9.1, 6.3.2 and 6.3.3.2.



This report is subject to the following terms and conditions: 1. This report relates only to the specimen provided and there is no representation or warranty that it applies to similar substances or materials or the bulk of which the specimen is a part. 2. The content of this report is for the information of the customer identified above only and it shall not be reprinted, published or disclosed to any other party except in full. Prior written consent from Cambridge Materials Testing Limited is required. 3. The name Cambridge Materials Testing Limited shall not be used in connection with the specimen reported on or any substance or materials similar to that specimen without the prior written consent of Cambridge Materials Testing Limited. 4. Neither Cambridge Materials Testing Limited nor any of its employees shall be responsible or held liable for any claims, loss or damages arising in consequence of reliance on this report or any default, error or omission in its preparation or the tests conducted. 5. Specimens are retained 6 months, test reports and test data are retained 7 years from date of final test report and then disposed of, unless instructed otherwise in writing. 6. When making a statement of conformity to a specification or standard the report will make the statement of conformity based on the absolute value of the test result. Test Report Template Revision August 20, 2019

Per *Steve Brown*
Authorized By Stephen Brown
Per *Derek Wild*
Technician, Derek Wild




Requirement for Filtering Facepiece Respirators per
Health Canada National Standard Specifications for Respirators during COVID-19:
Guidance for Canadian Manufacturers (Date published: 2020-08-25, Date modified: 2021-02-02),
42 CFR Part 84 Subpart K, Sections 171(d) 172 and 174 and
CSA Z94.4.1:21 Sections 5.9.1, 6.3.2 and 6.3.3.2

Specimen C2: CA-N95 Flat-Fold Respirator – “FF-BLU” X-Small (Children’s Masks)

Characteristic	Barrier	Summary Results
Particulate Filter Efficiency (%)	≥95	Pass*
Airflow (Inhalation) Resistance, mmH ₂ O (Pa)	≤35 (343)	Pass*
Airflow (Exhalation) Resistance, mmH ₂ O (Pa)	≤25 (245)	Pass*
Mechanical Headstrap Strength, Observations and Proof Load (Newtons per attachment point)	≥10	Pass

***Note:** Results for Particle Filter Efficiency and Airflow Resistance (Inhalation and Exhalation) for the X-Small Children’s Masks (Specimen C2) are represented by the results for the Large Adult Masks (Specimen C1) from Laboratory Number 880257-C1-22.



PARTICULATE FILTRATION EFFICIENCY

Twenty-five submitted specimens were evaluated for particulate filtration efficiency in accordance with TEB-APR-STP-0059 test procedure to evaluate acceptability with Health Canada and 42 CFR 84 Subpart K requirements for N95 respirators, as well as CSA Z94.4.1:21 Section 6.3.3.2.

Twenty of the specimens were conditioned (C) within a CSZ environmental control chamber for 25±1 hour at a 85±5% relative humidity and 38°C ± 2.5°C, then tested within 10 hours of extraction from the chamber as indicated in NIOSH standard procedure TEB-APR-STP-0059. The remaining five specimens were unconditioned (U) and tested without pre-conditioning as per CSA Z94.4.1:21 Section 6.3.3.2.1.

The particulate filter efficiency was performed on a TSI 8130A automated filter tester, and challenged under unidirectional airflow at 85 L/min ± 4 L/min with an aerosol of sodium chloride (NaCl) particles. The particles were generated by an aerosol generator and neutralized to their Boltzmann equilibrium state. The particles were considered to have an average count median diameter of 0.075 ± 0.020 micrometers and a geometric standard deviation not exceeding 1.86.

RESULTS

Specimen #	Conditioned	Flow Rate	Initial Filter Resistance (mmH ₂ O)	Maximum Allowable Leakage (%)	Initial Leakage (%)	Maximum Leakage (%)	Particulate Filtration Efficiency (%)	Requirement (≥95%)	
								Result	Overall Result
1	C	85	9.6	5.00	0.447	0.447	99.6	Pass	Pass
2	C	85	10.1	5.00	0.442	0.442	99.6	Pass	
3	C	85	9.9	5.00	0.412	0.412	99.6	Pass	
4	C	85	10.6	5.00	0.436	0.436	99.6	Pass	
5	C	85	11.7	5.00	0.469	0.469	99.5	Pass	
6	C	85	11.2	5.00	0.433	0.433	99.6	Pass	
7	C	85	12.6	5.00	0.503	0.503	99.5	Pass	
8	C	85	12.4	5.00	0.544	0.544	99.5	Pass	
9	C	85	13.6	5.00	0.389	0.389	99.6	Pass	
10	C	85	13.4	5.00	0.523	0.523	99.5	Pass	
11	C	85	14.7	5.00	0.521	0.521	99.5	Pass	
12	C	85	12.9	5.00	0.449	0.449	99.6	Pass	
13	C	85	13.3	5.00	0.426	0.426	99.6	Pass	
14	C	85	12.9	5.00	0.468	0.468	99.5	Pass	
15	C	85	15.3	5.00	0.546	0.546	99.5	Pass	
16	C	85	12.1	5.00	0.434	0.434	99.6	Pass	
17	C	85	12.8	5.00	0.470	0.470	99.5	Pass	
18	C	85	11.2	5.00	0.373	0.373	99.6	Pass	
19	C	85	11.6	5.00	0.415	0.415	99.6	Pass	
20	C	85	11.4	5.00	0.366	0.366	99.6	Pass	
21	U	85	10.2	5.00	0.309	0.309	99.7	Pass	
22	U	85	10.1	5.00	0.427	0.427	99.6	Pass	
23	U	85	10.7	5.00	0.306	0.306	99.7	Pass	
24	U	85	10.1	5.00	0.206	0.206	99.8	Pass	
25	U	85	10.2	5.00	0.974	0.974	99.0	Pass	

Note: As per Health Canada and 42 CFR Part 84 Subpart K, section 174(i) the minimum efficiency for each of the 20 filters, and 25 filters for CSA Z94.4.1:21, will be determined and recorded and must be equal to or greater than 95% filtration efficiency.




AIRFLOW (INHALATION) RESISTANCE

Twenty submitted specimens were evaluated for airflow (inhalation) resistance based on TEB-APR-STP-0007 using a TSI 8130A automated filter tester considered by NIOSH to be an acceptable pressure drop measurement.

Tests were performed with the salt generator turned-off under no loading conditions. Using hot-melt glue the filtering facepiece respirators were sealed onto flat plates with joint for connection to the resistance apparatus for measurements of pressure drop.

RESULTS

Specimen #	Maximum Allowable Resistance (mmH ₂ O) Inhalation	Maximum Allowable Resistance (Pa) Inhalation	Actual Resistance (mmH ₂ O) Inhalation	Actual Resistance (Pa) Inhalation	Requirement (≤35 mmH ₂ O) (≤343 Pa)	
					Result	Overall Result
1	35	343	10.0	98.1	Pass	Pass
2	35	343	10.5	103.0	Pass	
3	35	343	10.6	104.0	Pass	
4	35	343	11.2	109.8	Pass	
5	35	343	11.3	110.8	Pass	
6	35	343	10.9	106.9	Pass	
7	35	343	11.7	114.7	Pass	
8	35	343	11.2	109.8	Pass	
9	35	343	12.4	121.6	Pass	
10	35	343	11.7	114.7	Pass	
11	35	343	12.5	122.6	Pass	
12	35	343	12.1	118.7	Pass	
13	35	343	11.8	115.7	Pass	
14	35	343	11.9	116.7	Pass	
15	35	343	12.6	123.6	Pass	
16	35	343	11.6	113.8	Pass	
17	35	343	12.1	118.7	Pass	
18	35	343	11.0	107.9	Pass	
19	35	343	10.9	106.9	Pass	
20	35	343	11.5	112.8	Pass	




AIRFLOW (EXHALATION) RESISTANCE

Twenty submitted specimens were evaluated for airflow (exhalation) resistance based on TEB-APR-STP-0003 using a TSI 8130A automated filter tester considered by NIOSH to be an acceptable pressure drop measurement.

Tests were performed with the salt generator turned-off under no loading conditions. Using hot-melt glue the filtering facepiece respirators were sealed onto flat plates, and mounted in reverse, with joint for connection to the resistance apparatus for measurements of pressure drop.

RESULTS

Specimen #	Maximum Allowable Resistance (mmH ₂ O) Exhalation	Maximum Allowable Resistance (Pa) Exhalation	Actual Resistance (mmH ₂ O) Exhalation	Actual Resistance (Pa) Exhalation	Requirement (≤25 mmH ₂ O) (≤245 Pa)	
					Result	Overall Result
1	25	245	9.7	95.1	Pass	Pass
2	25	245	9.7	95.1	Pass	
3	25	245	9.9	97.1	Pass	
4	25	245	10.1	99.0	Pass	
5	25	245	10.3	101.0	Pass	
6	25	245	10.0	98.1	Pass	
7	25	245	10.1	99.0	Pass	
8	25	245	9.9	97.1	Pass	
9	25	245	10.6	104.0	Pass	
10	25	245	10.5	103.0	Pass	
11	25	245	10.7	104.9	Pass	
12	25	245	10.6	104.0	Pass	
13	25	245	10.5	103.0	Pass	
14	25	245	10.4	102.0	Pass	
15	25	245	10.7	104.9	Pass	
16	25	245	10.3	101.0	Pass	
17	25	245	10.5	103.0	Pass	
18	25	245	9.9	97.1	Pass	
19	25	245	10.0	98.1	Pass	
20	25	245	10.4	102.0	Pass	



MECHANICAL HEADSTRAP STRENGTH (Specimen C2 – X-Small Children’s Masks)



Report For: Cambridge Materials Testing Limited 6991 Millcreek Drive, Unit 13 MISSISSAUGA, Ontario L5N 6B9	Laboratory #: 880832-21 (Revised)
Attention: Derek Wild	Report Date: January 27, 2022 Received Date: January 19, 2022
Specimen: CMTL Mississauga Lab # 880257, Customer: Canada Masq Corporation, Identified as C2 – CA-N95 Flat Fold Respirator "FF-Blue" X-Small	Customer P.O.#:

PROOF LOAD TEST REPORT

Ten submitted specimens were subjected to proof load testing in accordance with Health Canada National Standard Specifications for Respirators during COVID-19: Guidance for Canadian Manufacturers, Date Published: February 2, 2021, CSA Z94.4.1:21, Section 5.9.1 and Federal Regulation 42 CFR 84 – Subpart K, Section 171(d). Testing was performed by donning the mask body on to a head form. A proof load of 10 N per attachment point was then applied to the elastomeric strap for 10 seconds. The proof load was then removed and the specimen was examined for failure. Testing machine was operated in accordance with ASTM A370-21 paragraph 8 with a test speed of 200mm/minute.

Revision: Retested the submitted test specimens
Test report revised on January 27, 2022.

RESULTS

Specimen	Observations
1	There was no evidence of breakage, tearing, separation from the point of fixation to the respirator body, permanent deformation or other obvious loss of function in the securing mechanism.
2	There was no evidence of breakage, tearing, separation from the point of fixation to the respirator body, permanent deformation or other obvious loss of function in the securing mechanism.
3	There was no evidence of breakage, tearing, separation from the point of fixation to the respirator body, permanent deformation or other obvious loss of function in the securing mechanism.
4	There was no evidence of breakage, tearing, separation from the point of fixation to the respirator body, permanent deformation or other obvious loss of function in the securing mechanism.
5	There was no evidence of breakage, tearing, separation from the point of fixation to the respirator body, permanent deformation or other obvious loss of function in the securing mechanism.
6	There was no evidence of breakage, tearing, separation from the point of fixation to the respirator body, permanent deformation or other obvious loss of function in the securing mechanism.
7	There was no evidence of breakage, tearing, separation from the point of fixation to the respirator body, permanent deformation or other obvious loss of function in the securing mechanism.
8	There was no evidence of breakage, tearing, separation from the point of fixation to the respirator body, permanent deformation or other obvious loss of function in the securing mechanism.
9	There was no evidence of breakage, tearing, separation from the point of fixation to the respirator body, permanent deformation or other obvious loss of function in the securing mechanism.
10	There was no evidence of breakage, tearing, separation from the point of fixation to the respirator body, permanent deformation or other obvious loss of function in the securing mechanism.

File Name
This report is subject to the following terms and conditions: 1. This report relates only to the specimen provided and there is no representation or warranty that it applies to similar substances or materials or the bulk of which the specimen is a part. 2. The content of this report is for the information of the customer identified above only and it shall not be reprinted, published or disclosed to any other party except in full. Prior written consent from Cambridge Materials Testing Limited is required. 3. The name Cambridge Materials Testing Limited shall not be used in connection with the specimen reported on or any substance or materials similar to that specimen without the prior written consent of Cambridge Materials Testing Limited. 4. Neither Cambridge Materials Testing Limited nor any of its employees shall be responsible or held liable for any claims, loss or damages arising in consequence of reliance on this report or any default, error or omission in its preparation or the tests conducted. 5. Specimens are retained 6 months, test reports and test data are retained 7 years from date of final test report and then disposed of, unless instructed otherwise in writing. 6. When making a statement of conformity to a specification or standard the report will make the statement of conformity based on the absolute value of the test result. Test Report Template Revision January 14, 2019

Cambridge Materials Testing Limited

Per Randi Lee
Randi Lee Authorized By
Per Matthew Liska
Matthew Liska Technician