

## Dock / Shipping Equipment / Wheels



1-800-445-5681

[www.wescomfg.com](http://www.wescomfg.com) [www.lexcoeng.com](http://www.lexcoeng.com)



**DOCK AND SHIPPING EQUIPMENT, WIRE SHELVING AND WHEELS**


Dock Seals..... 3

Strapping Truck & Tools, **UL** Approved Dock Lights..... 4

Trailer Stabilizing Jacks..... 5

Fork Extensions, Maintenance Platform, Battery Transfer Cart, Trolleys..... 6

Wheels..... 7




**Heavy Duty Standard 40 OZ  
w/Optional Wear Pleats - 8' x 8', 10" Projection  
Part #276056**



**Heavy Duty Standard 40 OZ  
8' x 8', 10" Projection  
Part #276050**

## CALL US WITH YOUR SPECIFICATIONS!



**Tapered Units for Incline/Decline  
Approach are Available**

Let Wesco's team of professionals assist you with **custom sizes and features**. Blue, green or brown color options are available, as well.



**Heavy Duty Standard 40 OZ  
w/Top Curtain and Optional Wear Pleats  
8' x 10', 10" Projection - Part #276060**

## Dock Seals

- 40 oz high-tear-abrasion-resistant fabrics
- Double lock stitched seams
- Kiln dried superior grade backing lumber
- 99% Memory Foam core for extended life
- Fixed head pad provides maximum seal
- Condensation drainage system
- Full height yellow guide strips
- Galvanized mounting hardware included
- 10" and 20" projections - standard (Call for more options.)
- Models available with replaceable wear pleats
- Blue, green or brown color options available



Part #	276050	276051	276052	276053	276054	276055
Model #	DS-9696-10	DS-9696-20	DS-96108-10	DS-96108-20	DS-96120-10	DS-96120-20
Description	Heavy Duty 40 oz.	Heavy Duty 40 oz.	Heavy Duty 40 oz.	Heavy Duty 40 oz.	Heavy Duty 40 oz.	Heavy Duty 40 oz.
Door Width	8'	8'	8'	8'	8'	8'
Door Height	8'	8'	9'	9'	10'	10'
Projection	10"	20"	10"	20"	10"	20"
Weight	280 lbs	300 lbs	280 lbs	300 lbs	280 lbs	300 lbs

Part #	276056	276057	276058	276059	276060	276061
Model #	DS-9696-10-P	DS-9696-20-P	DS-96108-10-P	DS-96108-20-P	DS-96120-10-P	DS-96120-20-P
Description	w/Wear Pleats	w/Wear Pleats	w/Wear Pleats	w/Wear Pleats	w/Wear Pleats	w/Wear Pleats
Door Width	8'	8'	8'	8'	8'	8'
Door Height	8'	8'	9'	9'	10'	10'
Projection	10"	20"	10"	20"	10"	20"
Weight	280 lbs	300 lbs	280 lbs	300 lbs	280 lbs	300 lbs



272240

## UL Approved Dock Lights

- Spring-loaded pushup socket for easy bulb changing.
- 7 gauge wall mount standard.
- 18" two speed fan accessory.
- Use with incandescent lamps or LED only: PAR-38: up to 150W. R40: up to 300W.
- For indoor use.
- Ready for hardwiring or plug attachment.
- 272328 & 272329 arm and fan only (NO LIGHT). Fan has a 62" long cord with a 3 prong plug. Fan plugs directly into outlet. No hard wiring or plug attachment required. On & Off switch on fan.



Light with fan kit installed  
272340

Part #	272224	272240	272260	272290	272330	272328	272329	272340	272360
Description	24" Light	40" Light	60" Light	90" Light	Fan only	Fan with 40" arm	Fan with 60" arm	Light & fan w/40" arm	Light & fan w/60" arm
Weight	15.5 lbs	17.7 lbs	22 lbs	31 lbs	20 lbs	41 lbs	45 lbs	38 lbs	39 lbs



272286

## Universal Strapping Truck

- Automatic brake to reduce strap spillage.
- Tray for storing tools and seals.
- Handles steel and non-metallic strapping.
- Accepts 3", 6" and 8" face coils; 8" and 16" core sizes.
- 10" x 1.75" steel semi-pneumatic wheel.

### OVERALL DIMENSIONS

w: 27"  
h: 39"  
d: 25"



272008



272009

## Poly Strapping System

- Tools for tightening and sealing poly and plastic strap.
- High quality tensioner tightens and cuts .5" to .625" plastic strap.

### BOXED OVERALL DIMENSIONS

w: 4.25" 4.25" 4.25"  
h: 3" 1.5" 1.5"  
d: 10.75" 17" 17"



272011



272024

## Steel Strapping System

- Tools for tightening and sealing steel banding.
- Cast steel tensioner for most sizes (.375" to .75").

### BOXED OVERALL DIMENSIONS

w: 4" 6.25" 6.25" 6.25"  
h: 3.5" 1.75" 1.75" 1.75"  
d: 15.5" 13.5" 13.5" 13.5"



272022

## Tensioner/Crimper

- Push/windless type for steel strapping.
- With cutter and hammer knob for seal closing.
- For use with wing seals.
- Use for on .375" - .75" wide and up to .030" thick steel strap.



272015

## Strap Cutters

- One hand operation.

### BOXED OVERALL DIMENSIONS

w: 1.75"  
h: 1.75"  
d: 12"

### BOXED OVERALL DIMENSIONS

w: 4"  
h: 2.5"  
d: 12.75"

Part #	272286	272008	272009	272010	272011	272023	272024	272025	272015	272022
Description	Truck	Tensioner	Sealer	Sealer	Tensioner	Sealer	Sealer	Sealer	Deluxe	Tensioner/Crimper
Size	N/A	.375" - .75"	.5" only	.625" only	.375" - .75"	.375" only	.5" only	.75" only	up to .75"	.375" - .75"
Weight	54 lbs	3 lbs	4 lbs	4 lbs	5 lbs	2 lbs	2 lbs	2 lbs	2 lbs	3.25 lbs



272957



272955



272956

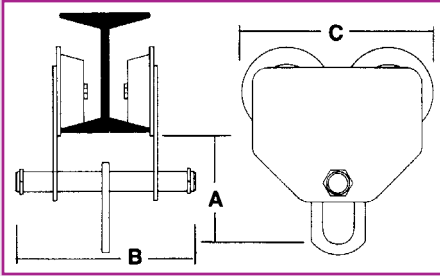
## Trailer Stabilizing Jacks

- High strength steel construction.
- Adjustable height for leveling of trailers parked on uneven ground.
- Broad base prevents trailer dollies from sinking into soft surfaces.
- Prevents up-ending of semi-trailers when not connected to a truck during loading/unloading.
- **TSJE Economy**, manually turned ACME threaded screw raises and lowers jack. 14" dia. base, 5" x 5" top plate.
- **TSJS Standard**, ratchet with ACME threaded screw raises and lowers jack. 14" diameter x 1/2" thick base plate, 8" semi-pneumatic wheels, 8" diameter top plate.
- **TSJHD Heavy duty**, two way reversible hand ratchet, 6" x 24" long beam, 5" triangular base, 8" semi-pneumatic wheels, and 4" semi-steel wheels.
- **Wesco recommends always using at least two jacks per trailer. Meets OSHA requirements.**

### OVERALL DIMENSIONS

w:	13.75"	13.75"	14.5"
h:	44"-51"	39.5" - 51"	39.5" - 51"
d:	13.75"	13.75"	26.5"

Part #	272957	272955	272956
Model #	TSJE	TSJS	TSJHD
Static Capacity	50,000 lbs	100,000 lbs	100,000 lbs
Lifting Capacity	5,000 lbs	40,000 lbs	50,000 lbs
Service Range	44" - 51"	39.5" - 51"	39.5" - 51"
Weight	45 lbs	125 lbs	160 lbs



272159

## Wesco Trolleys

- Heavy duty trolleys designed for flexibility of installation.
- Usable on straight or curved track.
- Adjusts for wide variety of beam widths; simply remove end nut and adjust spacers.
- Can be installed or removed from any point in the track.

## Battery Transfer Cart


- For use with a standard pallet truck (sold separately).
- Pallet trucks easily locate in 6.75" W x 3.5" H fork pockets.
- One person can easily remove and replace forklift batteries.
- (12) 2.25" diameter steel rollers.
- Swing tabs help to hold battery in place while on rollers.
- Winch with 2" wide nylon belt and safety latch hook.
- Height to top of rollers 6.5".
- Platform roller base:  
I.D. 26.75" W x 43.25" L.  
O.D. 27.25" W x 43.625" L.
- Adjustable winch height:  
Lowered - 29.625".  
Raised - 35.50".



OVERALL DIMENSIONS	
w:	27.25"
h:	41.50"
d:	55.875"

Part #	274260
Model #	BAT-TC
Capacity	4,000 lbs
W x L	26.75" W x 43.25" L (usable deck)
Weight	131 lbs

Part #	272158	272159	272160	272161	272162
Capacity	1,000 lbs	2,000 lbs	4,000 lbs	6,000 lbs	10,000 lbs
Fits I-Beam Flange Width	3.5" to 5.5"	3.5" to 5.875"	4.125" to 7"	4" to 7"	5" to 7"
A	4"	5"	5.75"	6.75"	7.75"
B	10.25"	12.5"	13.25"	14"	14.625"
C	7.875"	9.5"	11.375"	13.25"	15.375"
Weight	18 lbs	31 lbs	48 lbs	76 lbs	104 lbs



272560

## Fork Extensions

- Heavy duty welded steel construction.
- Steel restraining strap prevents extensions from sliding off fork.
- Sold in pairs.
- Maximum lift truck fork thickness 2".

### NOTES:

1. OSHA requires contacting the manufacturer of your fork truck for written approval for the use of any fork truck attachment.
2. OSHA standards require that the length of fork extensions do not exceed the lift truck fork length by more than 50%. (e.g., Fork extension used on 48" long lift truck forks should not exceed 72".)
3. The use of extensions effect lift truck capacity. Contact lift truck manufacturer for load capacity reductions.

OVERALL DIMENSIONS					
w:	6.75"	6.75"	7.75"	7.75"	8.75"
h:	2.375"	2.375"	2.375"	2.375"	2.375"
d:	63.375"	75.375"	63.375"	75.375"	75.375"



272571

## Foldable Maintenance Platform

- (4) swivel casters - 4" x 1.5" moldon polyurethane.
- Fork Pockets: 7.75"W x 3.5"H. Centers: 26".
- Replacement **caster set #272572**, 13.2 lbs.

OVERALL DIMENSIONS	
w:	37.5"
h:	81" w/o casters; 87.25" w/casters
d:	42.25"

Part #	272558	272559	272560	272561	272562
Capacity	N/A	N/A	N/A	N/A	N/A
Size	4" x 60"	4" x 72"	5" x 60"	5" x 72"	6" x 72"
Fits Fork Width	4"	4"	5"	5"	6"
Weight	95 lbs	114 lbs	108 lbs	121 lbs	139 lbs

Part #	272571
Capacity	600 lbs
Platform Deck	37" x 37" I.D.
Weight	220 lbs



Part No.	Model	Diameter	Hub Type	Tread Width	Hub Length	Bore Id	Approx. Weight	Bearing Type	Capacity Lbs.
<b>Cellular Foam Wheel (Microcellular Polyurethane will not go flat.)</b>									
053446	CF	10"	Steel	3"	2.25"	.625"	5 LBS.	BALL	280
053490	CFB	10"	Steel	3"	2.25"	.75"	5 LBS.	BALL	280
<b>Solid Rubber Wheels</b>									
150698	Z2	10"	Poly	2.75"	2.25"	.625"	5 LBS. 12 OZ.	BALL	550
150697	Z8	8"	Poly	2.0"	2.25"	.625"	3.5 LBS.	BALL	300
108479	SR	10"	Poly	2.5"	2.25"	.625"	9 LBS.	BALL	250
109486	Z-12	12"	Poly	3"	3.25"	.625"	8 LBS.	BALL	750
<b>Semi-Pneumatic Wheels</b>									
052859	Z8B	8"	Poly	2.5"	2"	.75"	4.25 Lbs.	Ball	250
150589	Z	10"	Zinc/Steel	2.75"	2.25"	.625"	6.25 Lbs.	Ball	350
<b>Pneumatic Wheels</b>									
050602	P	10"	Zinc/Steel	3.50"	2.25"	.625"	4 LBS.	BALL	350
108478	PB	10"	Zinc/Steel	3.50"	2.25"	.75"	4 LBS.	BALL	350
108484	P-12	12"	Zinc/Steel	4"	3.25"	.75"	7 LBS.	BALL	460
151507	PWT	10"	Zinc/Steel	3.625"	2.25"	.625"	4 LBS.	BALL	350
151551	PE	10"	Zinc/Steel	3.50"	2.25"	.625"	3.5 LBS.	BALL	350
<b>Aluminum Center Moldon Rubber Wheels</b>									
050567	A	6"	Solid	2"	2.375"	.625"	2.5 LBS.	BALL	500
053706	AB	6"	Solid	2"	2.1875"	.625"	2.5 LBS.	ROLLER	500
053707	-	6"	Solid	2"	2.1875"	.75"	2.5 LBS.	ROLLER	500
052870	RB	8"	Solid	1.625"	2"	.75"	3 LBS.	BALL	500
108545	R	8"	Solid	1.625"	2"	.625"	3 LBS.	BALL	500
052868	H-1B	8"	Solid	2"	2.25"	.75"	3.75 LBS.	BALL	550
053708	H-1R	8"	Solid	2"	2.1875"	.625"	3.75 LBS.	ROLLER	600
150131	H-1RB	8"	Solid	2"	2.1875"	.75"	3.75 LBS.	ROLLER	600
108561	R3	8"	Spoke	1.625"	1.625"	.625"	2.5 LBS.	BALL	300
<b>Balloon Cushion Wheels</b>									
*150228	BC-10	10"	Poly	2.165"	2.25"	.625"	4 LBS. 12 OZ.	BALL	300
*150229	BC-8	8"	Poly	2.165"	2.25"	.625"	2 LBS. 12 OZ.	BALL	300
050566	RK-8	8"	Poly	2.25"	2.25"	.750"	3 LBS. 10 OZ.	BALL	450
<b>Cast Iron Center Moldon Rubber Wheels</b>									
053722	-	5"	Iron	2"	2.1875"	.75"	3.25 LBS.	ROLLER	500
108838	-	6"	Iron	1.5"	2"	.75"	3.50 LBS.	BALL	400
108839	-	6"	Iron	1.5"	2"	.625"	3.50 LBS.	BALL	400
053723	-	6"	Iron	2"	2.1875"	.625"	4.25 LBS.	ROLLER	500
053724	-	6"	Iron	2"	2.1875"	.75"	4.25 LBS.	ROLLER	500
050579	H	8"	Iron	2"	2.1875"	.625"	6.25 LBS.	ROLLER	600
150120	HB	8"	Iron	2"	2.1875"	.75"	6.25 LBS.	ROLLER	600
150596	BT	10"	Iron	2.5"	2.75"	1.00"	13.75 LBS.	ROLLER	800
<b>Moldon Polyurethane on Polypropylene Hub</b>									
053730	PP10	10"	Poly	2.5"	2.75"	1.00"	6 LBS.	ROLLER	1200
053733	PP8	8"	Poly	2"	2.1875"	.75"	2.5 LBS.	BALL	800
<b>Polyolefin Center Moldon Rubber Wheel</b>									
150692	R2	8"	Poly	1.625"	2.187"	.625"	1 LB.	PLAIN	375
<b>Solid Polyolefin Wheels</b>									
150103	CWP-1	2.5"	Poly	1.125"	1.25"	.5"	2.5 OZ.	PLAIN	200
150197	-	3"	Poly	1.25"	1.56"	.375"	3 OZ.	PLAIN	300
101355	-	4"	Poly	1.25"	1.56"	.5"	5 OZ.	PLAIN	350
108300	CT-3	5"	Poly	1.5"	1.62"	.5"	8 OZ.	PLAIN	400
150693	E-2	6"	Poly	1.5"	1.625"	.625"	13 OZ.	PLAIN	500
150204	-	8"	Poly	2"	2.25"	.75"	2 LBS.	PLAIN	600
150691	BTW	10"	Poly	2.25"	2.75"	1.00"	2.5 LBS.	PLAIN	750
<b>Phenolic Resin Wheels**</b>									
053902	-	5"	Phenolic	2"	2.1875"	.625"	1.75 LBS.	ROLLER	1000
053769	-	5"	Phenolic	2"	2.1875"	.75"	1.75 LBS.	ROLLER	1000
053903	-	6"	Phenolic	2"	2.1875"	.625"	2.5 LBS.	ROLLER	1200
053770	-	6"	Phenolic	2"	2.1875"	.75"	2.5 LBS.	ROLLER	1200*

\* BC-8 is gray non-marking TPR rubber. BC-10 is charcoal-gray non-marking TPR rubber.

\*\* Phenolic resin wheels are non-marking.