

ALTBERG®

BOOTMAKERS

Est. 1989

YORKSHIRE • ENGLAND

HIKING BOOTS

USER GUIDE

[DRYING BOOTS OUT](#)

[BOOTCARE](#)

[GAITERS & SOCKS](#)

[SAFETY, TERMS & CONDITIONS](#)

LEDER-GRIS®

INCREASES WATER
REPELLENCY, FOR
OUTDOOR WET
CONDITIONS

LEDER-GLÖS®

RESTORES COLOUR
AND GIVES HIGHER
GLOSS FINISH



INSTRUCTIONS FOR USE

LEDER-GRIS®

Brush in Leder-Gris when the boots are ALMOST dry

Use the brush to drive the wax-oil INTO the leather

ALWAYS treat with Leder-Gris before storage

LEDER-GLÖS®

Apply with brush

Leave for 5 minutes then brush vigorously

Leave for 10 minutes then buff with a soft dry polishing cloth

Repeated treatment over many days will increase the level of gloss

APPLY WHEN BOOTS ARE ALMOST DRY AND USE BRUSH TO BUFF INTO THE LEATHER

- NEVER dry quickly
- NEVER dry near heat
- NEVER leave boots in direct sunlight
- NEVER force dry in any way
- NEVER dry near central heating
- ALWAYS dry in cool place
- ALWAYS treat with Leder-Gris® before storage

**NOTE: ALTBERG® RECOMMEND ONLY
LEDER-GRIS® FOR USE ON THEIR BOOTS
WE DO NOT RECOMMEND DUBBINS, SADDLE SOAPS,
OILS, OR ANY SHOE-TYPE POLISHES.**


BOOTCARE




Apply Leder-Gris with small putting on brush to all stitched seams



Always wax the stitching behind the heel tab using small putting on brush



Use small putting on brush to work Leder-Gris into the areas of the boot which flex in wear



Use large brush to buff to finish and drive the Leder-Gris into the leather

AS BOOTS DRY OUT THE LEATHER OR NUBUCK WILL EVENTUALLY HARDEN AND CRACK. CORRECT AND CONSTANT USE OF LEDER-GRIS[®] WILL EXTEND THE TIME BEFORE WHICH FLEX CRACKING WILL OCCUR.

DRYING BOOTS OUT

Should your boots get wet, use the following procedure to dry boots slowly.

STEP 1



Remove footbeds, drain out excess water.

STEP 2



Stuff with newspaper, leave for 5 minutes. Repeat until all excess water is removed.

STEP 3



Invert the boots and leave in a cool dry place to dry as slowly as possible. Avoid heat or sunlight.

STEP 4



Treat with Leder-Gris®. Treat boots while they are still damp.

**ALWAYS TREAT WITH LEDER-GRIS®
BEFORE STORAGE**

- NEVER DRY QUICKLY
- NEVER DRY NEAR HEAT
- NEVER LEAVE BOOTS IN DIRECT SUNLIGHT
- NEVER FORCE DRY IN ANY WAY

ACCESSORIES



FALKE® MERINO® WOOL SOCKS



GAITERS



BOOTCARE KITS



SMALL PUTTING ON BRUSH



LARGER BUFFING IN BRUSH



STANDARD AIR GRID FOOTBEDS FOR UK CONDITIONS



**HOT WEATHER - HIGH VENTILATION AIR GRID FOOTBEDS
[DEVELOPED FOR JUNGLE AND DESERT CONDITIONS]**



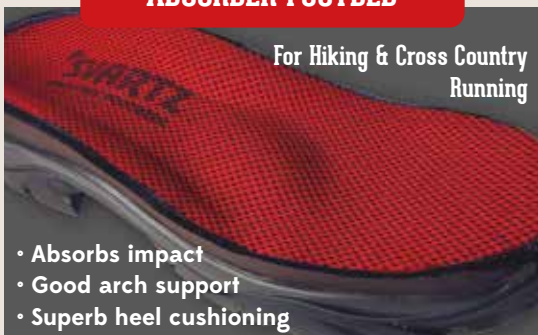
**THE SVARTZ FOOTBED OPTION
IMPROVED FOOT SUPPORT AND COMFORT**

**TO PURCHASE ACCESSORIES CONTACT YOUR RETAILER, THE
ALTBERG FACTORY, OR USE OUR ONLINE PURCHASE
[WE WILL NEED TO KNOW YOUR BOOT SIZE]
email: sales@altberg.co.uk | Tel: 01748 850615
www.altberg.co.uk**

THE SVARTZ® FOOTBED OPTION

GO FURTHER - FEEL BETTER

ABSORBER FOOTBED



ANATOMIX LITE FOOTBED



MEMOREX MEMORY FOOTBED



TO PURCHASE FOOTBEDS CONTACT YOUR RETAILER, THE
ALTBERG FACTORY, OR USE OUR ONLINE PURCHASE

[WE WILL NEED TO KNOW YOUR BOOT SIZE]

email: sales@altberg.co.uk | Tel: 01748 850615

www.altberg.co.uk

DONNING, DOFFING & GAITERS

- Push heel to back of boot and LACE FIRMLY over instep.
- NEVER lace around the leg.
- For some people a lacing gap over the instep may enhance comfort.



CORRECT METHOD

- **Tuck lace ends inside** boot leg/tongue lacing.
- Use tongue pocket if fitted on your boot model.



TUCK AWAY LACE ENDS

- **Always fully unlace.**
- Too much force when putting on or taking off boots can tear the lining or damage 'D' rings.



FULLY UNLACED

- **Always wear gaiters.**
- Without gaiters water **will** inevitably work its way into your boots. Gaiters will help prevent this.
- Gaiters help rain 'wash off' legs and boots.



GAITERS: HOOK TO TOE - FASTEN UNDER SOLE

SOCKS

- **Good quality - high leg - Merino® wool socks will enhance all day comfort**
- **Merino® is high quality wool which will breathe and absorb all day**
- **Check socks regularly to ensure they are still well padded and absorbent**

BOOT AND FOOT HYGIENE INFORMATION

- Wash footbeds regularly
- Hand wash only with soap and water
- Luke warm water - do not exceed 35°C
- Hang on a line to dry naturally, at room temperature, or outside in the shade
- Do not force dry or expose to any heat
- Do not expose to direct sunlight during drying
- CAUTION: excess heat will shrink footbeds
- Once dry, lightly dust the footbeds with an anti-bacterial powder

ALTBERG® OFFER A FACTORY RESOLE SERVICE
ON ALL THEIR BOOTS

for details visit www.altberg.co.uk
or contact the factory

Unit 2b Racecourse Road,
Gallowfields Trading Estate, Richmond,
North Yorkshire DL10 4TG
Tel: 01748 850615 / 824717 / 826922
email: sales@altberg.co.uk

ALTBERG®

BOOTMAKERS Est. 1989

YORKSHIRE • ENGLAND

www.altberg.co.uk

ALTBERG®

IMPORTANT SAFETY ADVICE

Any sport or outdoor pursuit presents risks and is potentially dangerous.

You should select a boot appropriate for your level of use.

The boot selection is yours alone, and although you may be advised, the final selection of a boot remains entirely with the user.

Users of our boots must be aware of outdoor and/or sports techniques and of risks present and must accept responsibility for any damage that may derive therefrom, including death.

Boots must be inspected each time you wear them. Check the condition of the upper and all components including laces, fastenings and footbeds. Replace worn components with Altberg originals (available directly from Altberg or from our premier retailers).

Footwear with badly worn soles should not be used as many accidents in the mountains are caused by slipping.

GUARANTEE

Altbergs limited guarantee is to the original purchaser and is non-transferable. It guarantees that as of the date of purchase the boots are free from defects of manufacturing, materials or components.

A precondition of the warranty is the proper usage and treatment of the boots as well their proper care (see instructions).

NOT included in the warranty are normal wear and tear, as well as results of improper usage, wilful damage, the lack of proper care and treatment, or faulty adjustment and modifications.

In the event of a justified warranty claim we shall provide the original purchaser (which may be the retailer) with our choice of a repair or a replacement.

Honouring a guarantee will not prolong the original warranty period. **Please note – this guarantee does not cover factory seconds or sale items.**

DRENCHED BOOTS

Wet leather opens up (burns) more easily this means it becomes brittle and can crack. Treat boots constantly with Leder-Gris, especially when damp and during drying. Always dry slowly in a cool place.

ALTBERG®

TRYING ON NEW BOOTS

Consult one of Altberg's independent premier retailers, always try on a new boot using the same type of sock you intend to wear when walking.

We've found the best socks are Merino wool which come in a choice of 3 thicknesses (lightweight, medium and heavy).

Ask the advice of a specialist retailer.

All of Altberg's premier retailers have a boot testing ramp - Use it to assess fit.

The retailer should measure your feet for width, volume and length while your feet are semi weighted, if necessary a further check will be made to measure your feet while you are standing the retailer may then compare the weighted/unweighted results. Note, these measurements are for guidance - the choice of size and fitting remains absolutely with the customer.

Select the boot that suits your intended use and is comparable with what you've worn in the past - ie, don't go from always wearing a soft bendy boot to buying a stiff rigid boot, the change may be too much for your foot and leg to adapt to.

You don't need a mountain boot if your intended use is footpath and gentle hill walking - and you don't want a low level path boot if your intended use is in the mountains.

Remember, the retailer may offer advice, but the final choice of boot selection and sizing remains absolutely with the customer.

FOOTBEDS

Footbeds will eventually lose their shock absorbing qualities and should be replaced periodically by new ones - Altberg standard Airgrid Footbeds fitted in its boots, are not expensive to replace - and it will significantly improve comfort.

Or, you could go for a comfort and fitting upgrade with the **Svartz Footbed Option**, ask your premier retailer about the advantages of Svartz footbeds.

ACID, MANURE, FERTILISER

Acid, manure and fertilisers are very bad for leather and shock absorbing wedges in the sole. Prolonged exposure will result in irreversible damage. Always rinse boots thoroughly if they've been exposed to these products and apply the appropriate Leder-Gris product.

SQUEAKING

If boots squeak its most often the leather in the upper area of the folded tongue. Apply Leder-Gris.