

LET'S EDGE IT![®]

Instructions - Read before starting your project




Check that you have all items:

BRICKS

CONNECTORS

END CAPS

SOLAR BRICKS



RG825

Bricks=35
Connectors=35
End caps=2

RG820S

Bricks=24
Solar Bricks=4
Connectors=28
End caps=2

RG840S

Bricks=50
Solar Bricks=6
Connectors=56
End caps=2

If something is missing, call us directly at 619-449-5050

Couple feet short? Want extra solar bricks?

Additional items may be purchased from where you originally bought the kit or at argeecorp.com.
Search **RG872** for 2-solar cubes, **RG873S** for 2-solar lighted bricks & **RG874** for a 4-pack of bricks.

Before you begin...

Ensure your ground is soft enough to press in spikes. If not, wet ground thoroughly 24 hours prior to beginning.

It may be helpful to draw a line on ground to follow when installing bricks.



Pro Tip: DO NOT force bricks and connectors together, they should snap together easily.

- Take 10-12 LET'S EDGE IT![®] bricks and lay them on the ground with a gray connector in-between each one. Turn all pieces over & begin snapping bricks and connectors together.



Pro Tip: If your kit includes solar lighted bricks, intersperse them throughout the bricks where desired.



- Turn bricks over so spikes are facing down and begin placing on ground in the area where you want to install them.



Pro Tip: It takes about 17 bricks to make the smallest circle of 42" diameter.



- Begin pressing bricks into the ground being careful with the spikes. Leave the last 3 bricks out and add gray connectors and bricks to the end of the line until all bricks are connected and pressed in.



Pro Tip: If you make a mistake, simply lift bricks & place where you want them.



- Curve or go straight.

Finishing up...

- Place an end cap where an open end is seen. Install from inside the brick, snap into place.
- If final brick is too long, shorten using a hand saw or table saw to proper length.
- To make a 90° angle, see back for detailed instructions.

If you encounter any problems with LET'S EDGE IT![®] DO NOT return to where purchased.
Contact Argee[™] at (619) 449-5050 or email us: argee@argeecorp.com



Solar cubes
made in China

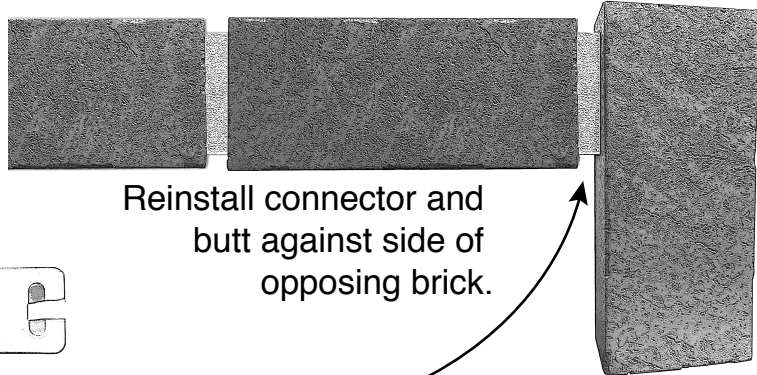


To make a 90° corner:

On LAST Brick: install connector, measure 3/8" from brick edge and draw a line on connector.



3/8"



Reinstall connector and butt against side of opposing brick.

REMOVE connector and cut it on the line you drew.

IF YOU PURCHASED SOLAR LIGHTED BRICKS

ARGE CORPORATION "LETS EDGE IT"® LIMITED WARRANTY

This product, except for solar components, is warranted by ARGEE CORPORATION, to be free from defects in material and workmanship under normal use for a period of two years from date of purchase and to the original purchaser. If your set includes, solar units (batteries, collector, LED and lens capsule), then they will be warranted for a period of 6 months. During the warranty periods and with proof of purchase, the product will be replaced with the same or similar model at our option, without charge when returned to ARGEE CORPORATION at the address listed below. The purchaser shall bear all shipping, packaging and insurance costs to ARGEE CORPORATION. The warranty shall not apply if the product has been misused, abused or altered in any way. Without limiting the foregoing, dropping, blows with an instrument or object, unusual force pushing into ground, are presumed to be defects resulting from misuse or abuse.

NEITHER THIS WARRANTY NOR ANY OTHER WARRANTY EXPRESSED OR IMPLIED, INCLUDING IMPLIED WARRANTIES OF MERCHANTABILITY, SHALL EXTEND BEYOND THE WARRANTY PERIOD. NO RESPONSIBILITY IS ASSUMED FOR ANY INCIDENTAL OR CONSEQUENTIAL DAMAGES THAT MAY RESULT FROM THE USE OF THIS PRODUCT.

SOME STATES DO NOT ALLOW LIMITATIONS ON HOW LONG AN IMPLIED WARRANTY LASTS AND SOME STATES DO NOT ALLOW THE EXCLUSION OR LIMITATION OF INCIDENTAL OR CONSEQUENTIAL DAMAGES SO THAT THE ABOVE LIMITATIONS OR EXCLUSIONS MAY NOT APPLY.

THIS WARRANTY GIVES YOU SPECIFIC LEGAL RIGHTS AND YOU MAY ALSO HAVE OTHER RIGHTS WHICH VARY FROM STATE TO STATE.

OUT OF WARRANTY OR ADDITIONAL SOLAR CUBES MAY BE PURCHASED IN SETS OF 2 FOR \$9.95* U.S. PLUS SHIPPING & HANDLING (RG872).

ARGE CORPORATION
9550 PATHWAY STREET
SANTEE, CA 92071
(619) 449-5050
WWW.ARGEECORP.COM

IF YOU ENCOUNTER ANY PROBLEMS WITH "LETS EDGE IT!" PLEASE DO NOT RETURN TO STORE WHERE PURCHASED – CONTACT ARGEE AT (619) 449-5050 OR ARGEE@ARGEECORP.COM

*Prices subject to change.

Made in USA, solar cubes made in China.