


**5. Put on the watch. Then close the clasp on this side first.**



**6. Close the other side of the clasp. While doing this, put the end of the strap into the first leather strap holder.**



**7. Adjust the other strap holder to hold down the end of the strap.**



**8. Make sure both parts of the clasp are firmly closed before usage.**







### How to Use the Butterfly Clasp

Jeannie Rose watch collection features a butterfly clasp (also known as a deployment buckle). It is designed to reduce stress on the band of a watch or bracelet. You can adjust the butterfly clasp and the attached band to fit your wrist size, making this clasp style both practical and convenient. Once you learned how to use it, you will probably never go back.

**1. Press on these two buttons to open the clasp.**



**2. Pry open the flap.**



**3. Thread the strap through.**



**4. Press the flap back up at the appropriate hole on the strap.**

