

OWNERS MANUAL

CEVEN

M // BODY

STRATUS

FULL CORE SHIELD : CE2

CORE SHIELD : CE2

IMPORTANT INFORMATION

NOT TO BE REMOVED EXCEPT BY OWNER

Warning:

Use at your own risk.

This product is designed for upper Torso deflection against flying dirt, rock debris thrown up by other motorcycles. This product is not designed to provide frontal impact protection to the user in a crash. Some impacts may exceed the products capabilities to protect the user against injury or death. If the Core Shield experiences a severe blow, return it to the manufacturer for inspection or destroy and replace it. Do not wear this Core Shield if damaged or missing parts, since it may result in injury or death. See instructions for use.

DO NOT REMOVE THE IMPACT FOAM

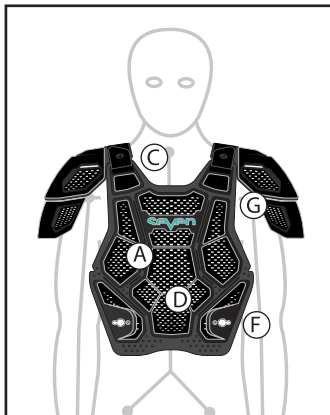
The Seven Stratus Core Shield is the Ultimate in purpose built upper torso protection for the modern day Off-Road Motorcycle rider. This Core Shield utilizes a unique ventilated Honeycomb in molded construction that not only makes the protection panel a rigid impact absorbing structure, but still allows full ventilation without forgiving structural integrity. The front of the protector has a removable integrated (EN 1621-3 Level 2) pad and passes all impacts implemented for that standard.

This protector is fully adjustable and can be modified in many configuration to meet the various likes and needs of todays modern day rider. The shoulder and upper arm pads are removable but are designed to be streamlined in profile to be worn under your jersey. The side flank panels are fully adjustable to give you full protection on your sides if needed. These side flanks can be removed as well to a lighter more athletic configuration. Both the front and back panels allow for integration with a neck brace should you choose to wear one. The back panel has a removable integrated (EN 1621-2 Level 2) back pad and passes all impacts implemented for that standard. Each injection molded High Density Polyethylene (HDPE) panel is ergonomically designed to fit close to the body for the optimum level of safety in the event of a crash.

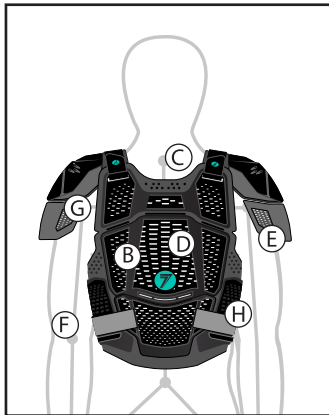
FEATURES

- A - Front panels pass (EN 1621-3 Level 2) standards
- B - Back panels pass (EN 1621-2 Level 2) standards
- C - Fits over or under the jersey.
- D - In-Molded Honeycomb bossed structure allows for added durability upon impact without limiting ventilation.
- E - Molded EVA foam padding with integrated Star Nut fasteners.
- F - Fully Adjustable and can be configured in multiple combinations
- G - Articulated shoulders and upper arm roost guards.
- H - Adjustable side flank panels are also removable

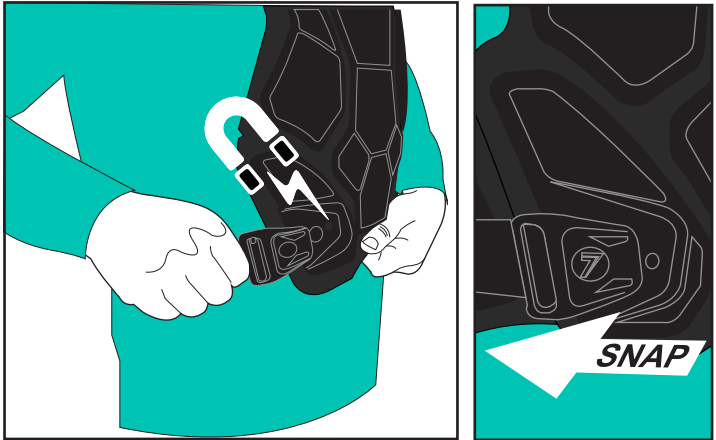
FRONT PROTECTION EN 1621-3 LEVEL 2



FRONT PROTECTION EN 1621-2 LEVEL 2



MAGNETIC GUIDED WAIST CLOSURE



MAGNETIC GUIDED SIDE CLOSURE ALLOWS FOR THE ABILITY TO ENGAGE THE INTEGRATED CLOSURE WITHOUT NEEDING TO LINE IT UP VISUALLY. THE IN-MOLDED MAGNET WILL GUIDE YOUR BUCKLE IN PLACE FOR YOU. ALL YOU NEED TO DO ONCE IT IS ALIGNED IS PULL THE BUCKLE TIGHT SO IT SNAPS SECURELY IN PLACE.

SIDE FLANK PROTECTION

ADJUSTABLE SIDE FLANK PANELS ARE ALSO REMOVABLE WITH A SIMPLE INTEGRATE HOOK AND LOOP ATTACHMENT SYSTEM.

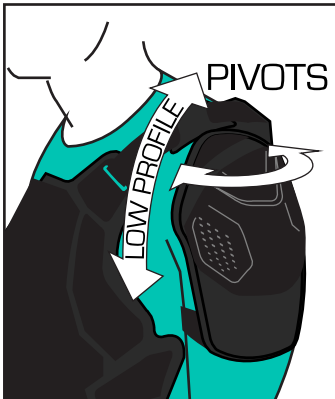
THE SIDE FLANK IMPACT PANEL CAN BE COMPLETELY REMOVED FOR A MORE FITTED, RACE APPROACH TO YOUR PROTECTION. COMPLETE ADJUSTABILITY FOR ALL STYLES OF RIDING AND FITMENT.




LOW PROFILE ARTICULATED SHOULDER

ARTICULATED SHOULDERS WITH UPPER ARM ROOST PANELS ARE LOW PROFILE FOR UNDER JERSEY CONFIGURATION. UPPER ARM PANEL IS ORIENTED IN A FORWARD ATTACK POSITION.

THE SHOULDER PAD IS ALSO EASILY REMOVED IF YOU SHOULD CHOOSE TO CONFIGURE YOUR PROTECTOR IN A MORE RACE ORIENTED COMBINATION. UPPER ARM PANEL IS ORIENTED IN A FORWARD ATTACK POSITION.

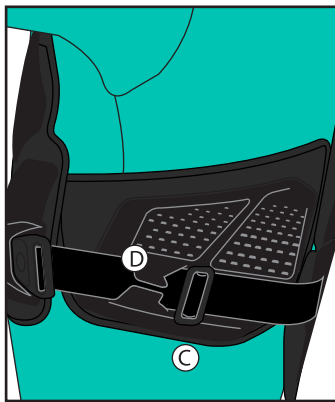


ADJUSTING YOUR STRATUS CORE PROTECTOR



A- SHOULDER AND FRONT PLATE CAN BE POSITIONED BY ADJUSTING THE HOOK AND LOOP SHOULDER STRAP.

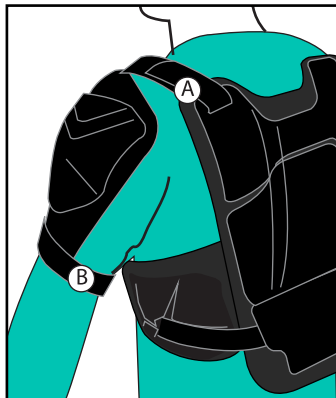
B- SHOULDER AND UPPER ARM GUARD HAS AN ADJUSTABLE ARM STRAP AND IS ALSO REMOVABLE.



C- THE WAIST STRAP CAN BE ADJUSTED USING THE INTEGRATED PLASTICSLIDE.

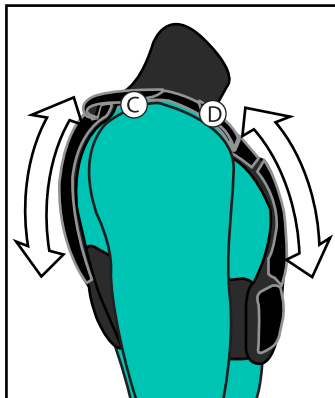
D- FLANK PROTECTIVE SIDE PANEL CAN BE ADJUSTED TO THE FRONT OR BACK TO PROTECT YOUR TORSO. THE FLANK PANEL HAS AN INTEGRATED GUIDE FOR THE WAIST STRAP. THE FLANK PANEL IS FULLY REMOVABLE

ADJUSTING YOUR STRATUS CORE PROTECTOR



A- SHOULDER AND BACK PLATE CAN BE POSITIONED BY ADJUSTING THE HOOK AND LOOP SHOULDER STRAP.

B- SHOULDER AND UPPER ARM GUARD HAS AN ADJUSTABLE ARM STRAP AND IS ALSO REMOVABLE. C- FLANK PANEL IS ADJUSTABLE AND IS FULLY REMOVABLE.



C- BY ADJUSTING THE SHOULDER STRAP AT THE BACK PANEL YOU CAN ADJUST THE HIGH AND LOW POSITION OF THE BACK PANEL FOR OPTIMAL FIT AND PERFORMANCE

D- BY ADJUSTING THE SHOULDER STRAP AT THE FRONT PANEL YOU CAN ADJUST THE HIGH AND LOW POSITION OF THE FRONT PLATE FOR OPTIMAL FIT AND PERFORMANCE

VENTILATION

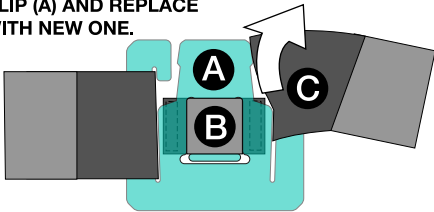
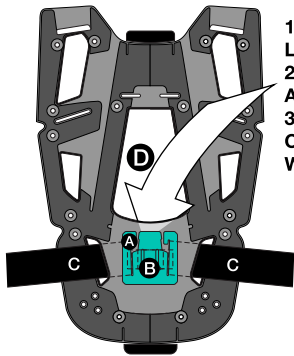
THE STRATUS CORE PROTECTOR IS FULLY VENTILATED TO ALLOW UN-INTERRUPTED AIR FLOW.



THE INJECTION MOLDED PROTECTIVE PANELS HAVE AN IN-MOLDED MATRIX OF STRUCTURAL BOSSES THAT HELP MAINTAIN STRUCTURAL INTEGRITY UPON IMPACT WITHOUT EFFECTING AIRFLOW.

WAIST BELT REMOVAL AND REPLACEMENT

1. REACH INSIDE CENTER WINDOW (D) AND LOCATE BELT CLIP (A)
2. SLIDE BELT CLIP (A) UP OFF OF WEB LOOP (B) AND INTO WINDOW (D) FOR BETTER VISIBILITY.
3. REMOVE WAIST BELT (C) FROM BELT CLIP (A) AND REPLACE WITH NEW ONE.



MULTIPLE CONFIGURATIONS

FULL CORE SHIELD : CE2

CORE SHIELD : CE2




COMBINATIONS

- 1 - (A,B,C,D,E,G)
- 2 - (A,B,C,E,G)
- 3 - (A,B,G)
- 4 - (A,F,G)
- 4 - (A,B)
- 5 - (A,F)
- 6 - (A,B,C,D,E)

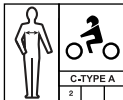
COMPONENTS

- A - EN 1621-3 level 2 front plate
- B - EN 1621-2 level 2 back plate
- C - Shoulder Cups
- D - Side Flank Panels
- E - Upper Arm Guards
- F - Back Y Strap
- G - Removable CE Impact Pad






The “CE” mark denotes compliance with the health and safety requirements of Annex II of the European Personal Protective Equipment Regulation 2016/425



Denotes that the product is or incorporates a chestprotector, assessed as size type A, which meets level 2 of European Standard EN 1621-3: 2018



The recommendation to read the manufacturer’s instructions contained in this booklet.



Denotes that the product is or incorporates a full back protector (“FB”) which meets level 2 of European Standard EN 1621-2:2014

WARNING: Even though your Seven Stratus Core Protector is designated as “One Size Fits Most” is not guaranteed to fit all body dimensions (height and shape). Please be aware to make sure your Core protector is not too big for your body size. A Core protector that is too big can interfere with the user’s helmet and may cause a dangerous riding condition.

USE: Products meeting the requirements of the technical specification listed in this manual are intended to reduce the severity of incidence of soft tissue injuries such as bruising, contusions, cuts and abrasions during off-road motorcycling and biking activities, such as Motocross, Enduro, Down Hill MTB, BMX, and Adventure Sports.

- Products meeting the requirements of the technical specifications may reduce the severity and/or incidence of some more severe injuries such as minor fractures.
- Products meeting the requirements of the technical specifications cannot significantly mitigate against major injuries, such as serious fractures resulting from extreme impact forces or torsion/flexion/bending/crushing injuries and neurological spinal injuries. Currently available materials and technology do not allow this level of protection to be attained in products which would be acceptable to wear and which would allow physical activities to be conducted and completed satisfactorily.

Declaration of Compliance can be downloaded at www.sevenmx.com

For warranty questions contact:
Customer Service: 877-240-4778
Email: info@sevenmx.com

Made in China

One Size Fits Most

Cleaning

Handwash only

Line Dry

Do not dry clean

Do not tumble dry

Do not Bleach

Do not iron.



Wipe only with a damp cloth with gentle soap or mild detergent in cold water. Rinse with fresh water and dry with a cloth. Common substances applied to this product (Solvent, cleaners, hair tonics, etc.) can cause damage that may be invisible to the user and compromise the integrity and safety of your Stratus Core Shield.

Storage and Transportation

Place on a clean dry surface and store in a dry well ventilated environment away from direct sunlight and extreme temperatures. Avoid placing heavy objects on your Stratus Core Shield.

Maintenance and Obsolescence.

To achieved maximum performance of your Stratus Core Shield is should be inspected before each use. Stop using the Deflector if any of the components show signs of damage or are worn, cracked, and/or deformed, or if the inside padding has deteriorated.

Should you experience a crash or you deflector shows any signs of damage or are worn, cracked, and/or deformed, or if the inside padding has deteriorated, it should be returned to the seller or destroy and replace it.

Do not drill holes, paint, cut, heat, bend, apply decals or sticker or make any other modifications to your Stratus Core Shield. Doing so may compromise the effectiveness and safety or your Seven Stratus Core Shield.

Testing and Approval.

The Seven STRATUS Full Core Shield has been tested against manufacturers specifications and EC type – Examination certification has been issued by CCQS Certification Services Ltd. Block 1, Blanchardstown Corporate Park, Dublin 15 D15 AKK1

It is CE marked to denote compliance with the EU Personal Protective Equipment Directive (EU) 2016/425.

The Following European Standards have been used in the evaluation of these products.

-EN 1621-3: 2018 (Level 2) - “Motorcyclists’ front protective clothing against mechanical impact .

Part 2: Motorcyclists’ back protectors requirements and test methods.

-EN 1621-2: 2014 (Level 2) – Motorcyclists’ protective clothing against mechanical impact .
– Requirements and test methods”.

DO NOT REMOVE THE IMPACT FOAM

The Seven STRATUS Full Core Shield-

_ Front Panel conforms to the performance requirements of EN-1621-3: 2018

_ Back Panels Conforms to the performance requirements of EN-1621-2: 2014

Use with other Personal Protective Equipment.

The Seven STRATUS Full Core Shield forms part of the protective equipment ensemble available for use by participants in motorcycle activities. It is designed to be worn with a DOT/ECE Full Face Helmet.

Contact Details:

Seven Brand Inc.

38444 Sky Canyon Dr. #150

Murrieta, CA, 92563

(877) 240-4778



DATE
OF
MANUFACTURE

2023

Web@sevenmx.com

www.sevenmx.com