

WARM & COZY EMBROIDERY



32
Designs

Fits hoop sizes 5" x 7" and larger

THREAD LIST



Isacord Thread Colors

0015 White	1753 Strawberries N' Cream	3730 Something Blue
0811 Candlelight	1860 Shell	4174 Charcoal
0832 Sisal	1900 Geranium	5643 Green Dust
0933 Redwood	1906 Tulip	5722 Green Grass
1140 Meringue	1911 Foliage Rose	5730 Apple Green
1141 Tan	2051 Teaberry	5740 Mint
1301 Paprika	3572 Summer Grey	

***Project instructions included after design list**

DESIGNS

Note: Some designs in this collection may have been created using unique special stitches and/or techniques. To preserve design integrity when rescaling or rotating designs in your software, always rescale or rotate designs using the handles directly on-screen.

*Fabric Required

12883-01 Cuddle In A Cup Applique




















Size Inches:	Size mm:	Stitch Count:
6.71 X 3.88 in.	170.4 X 98.4 mm	32273 St.

■	1. Red Fabric Placement Stitch.....	1900
■	2. Cut Line and Tackdown.....	1900
■	3. Red Detail.....	1900
■	4. Light Red Detail.....	1753
■	5. Brown Detail.....	0933
■	6. Medium Red Detail.....	1906
	7. White Detail.....	0015
■	8. Light Tan Detail.....	1140
■	9. Tan Detail.....	1141
■	10. Dark Red Detail.....	1911
■	11. Dark Green Detail.....	5643
■	12. Red Letters.....	1900
■	13. Light Green Detail.....	5730
■	14. Light Red Swirl.....	1753
	15. White Letters and Dots.....	0015

Note: Some designs in this collection may have been created using unique special stitches and/or techniques. To preserve design integrity when rescaling or rotating designs in your software, always rescale or rotate designs using the handles directly on-screen.

12883-02 Snuggle Up and Watch It Snow



Size Inches:	Size mm:	Stitch Count:
6.15 X 4.64 in.	156.3 X 118.0 mm	27283 St.
	1. Light Red Letters	1753
	2. Green Letters	5722
	3. Red Letters	1900
	4. Dark Red Detail	1911
	5. Green Detail	5722
	6. Light Green Detail	5730
	7. Mint Detail	5740
	8. Light Brown Detail	0832
	9. White Snowman	0015
	10. Light Blue Detail	3730
	11. Brown Detail	0933
	12. Dark Green Detail.....	5643
	13. Gray Detail	3572
	14. White Snowflake.....	0015
	15. Medium Red Detail.....	1906
	16. Carrot	1301
	17. Coals	4174

Note: Some designs in this collection may have been created using unique special stitches and/or techniques. To preserve design integrity when rescaling or rotating designs in your software, always rescale or rotate designs using the handles directly on-screen.

12883-03 Happy Holidays



Size Inches: 9.00 X 7.46 in. Size mm: 228.7 X 189.6 mm Stitch Count: 44046 St.

	1. Red Detail.....	1900
	2. Light Red Detail.....	1753
	3. Dark Red Letter Outlines.....	1911
	4. Light Green Detail.....	5730
	5. Green Detail.....	5722
	6. Brown Detail.....	0933
	7. Light Brown Detail.....	0832
	8. Medium Green Letter Outlines.....	5643

*Fabric Required

12883-04 The Secret Ingredient Is Love Applique



Size Inches: 7.60 X 5.01 in. Size mm: 193.0 X 127.3 mm Stitch Count: 19163 St.

	1. Brown Fabric Placement Stitch.....	0933
	2. Cut Line and Tackdown.....	0933
	3. Brown Detail.....	0933
	4. White Detail.....	0015
	5. Red Detail.....	1900
	6. Medium Red Detail.....	1906
	7. Dark Red Detail.....	1911
	8. Light Red Detail.....	1753
	9. Light Pink Detail.....	1860

Note: Some designs in this collection may have been created using unique special stitches and/or techniques. To preserve design integrity when rescaling or rotating designs in your software, always rescale or rotate designs using the handles directly on-screen.

HOMEMADE GINGERBREAD Cookies









3/4 cup softened butter 
1 cup packed brown sugar 
3/4 cup molasses 1 large egg 
4 cups flour  *1/4 tsp salt* 
1 1/2 tsp cinnamon 2 tsp ginger
3/4 tsp cloves 1 1/2 tsp baking soda

BAKE AT 350° FOR 8-10 MINS.

12883-05 Homemade Gingerbread Cookies Recipe








Size Inches: 8.07 X 5.45 in. Size mm: 205.0 X 138.4 mm Stitch Count: 35059 St.

	1. Red Detail.....	1900
	2. Dark Green Detail.....	5643
	3. Dark Red Detail.....	1911
	4. Light Brown Detail.....	0832
	5. Brown Detail.....	0933
	6. White Detail.....	0015

12883-06 Cookie Baking Crew

Size Inches: 5.37 X 4.66 in. Size mm: 136.5 X 118.4 mm Stitch Count: 34199 St.



	1. Medium Red Detail.....	1906
	2. Dark Red Letter Detail.....	1911
	3. Light Brown Detail.....	0832
	4. Brown Detail.....	0933
	5. White Detail.....	0015
	6. Green Detail.....	5722
	7. Dark Green Detail.....	5643

Note: Some designs in this collection may have been created using unique special stitches and/or techniques. To preserve design integrity when rescaling or rotating designs in your software, always rescale or rotate designs using the handles directly on-screen.

12883-07 Holly Jolly



Size Inches:	Size mm:	Stitch Count:
5.28 X 4.75 in.	134.0 X 120.7 mm	35105 St.

	1. Light Green Detail	5730
	2. Mint Detail	5740
	3. Green Detail	5722
	4. Dark Green Detail.....	5643
	5. Red Berries	1900
	6. White Stripes and Dots.....	0015
	7. Gray Detail	3572
	8. Red Stripes.....	1900
	9. Light Red Detail.....	1753
	10. Dark Red Detail.....	1911
	11. White Highlights	0015

12883-08 Merry

Size Inches:	Size mm:	Stitch Count:
6.65 X 2.84 in.	169.0 X 72.2 mm	14905 St.

	1. Red Detail.....	1900
	2. Light Red Detail.....	1753
	3. Dark Red Detail.....	1911
	4. White Detail.....	0015



Note: Some designs in this collection may have been created using unique special stitches and/or techniques. To preserve design integrity when rescaling or rotating designs in your software, always rescale or rotate designs using the handles directly on-screen.

12883-09 Joy



Size Inches:	Size mm:	Stitch Count:
4.05 X 4.28 in.	102.9 X 108.7 mm	17609 St.

- 1. Green Detail 5722
- 2. Light Green Detail 5730
- 3. Medium Green Detail 5643
- 4. White Detail 0015

12883-10 Noel



Size Inches:	Size mm:	Stitch Count:
3.89 X 4.47 in.	98.8 X 113.5 mm	15675 St.

- 1. Red Detail 1900
- 2. Light Red Detail 1753
- 3. Dark Red Detail 1911
- 4. White Detail 0015

Note: Some designs in this collection may have been created using unique special stitches and/or techniques. To preserve design integrity when rescaling or rotating designs in your software, always rescale or rotate designs using the handles directly on-screen.

***Fabric Required**



12883-11 Warm & Cozy Mug 1 Applique

Size Inches: Size mm: Stitch Count:
 4.51 X 4.00 in. 114.6 X 101.5 mm 20649 St.

	1. Light Tan Detail.....	1140
	2. Tan Detail	1141
	3. White Detail on Foam.....	0015
	4. Brown Detail	0933
	5. Red Fabric Placement Stitch.....	1906
	6. Cut Line and Tackdown	1906
	7. Medium Red Detail.....	1906
	8. Light Red Detail.....	1753
	9. Light Pink Detail	1860
	10. Dark Red Detail.....	1911
	11. Green Detail	5722
	12. Dark Green Detail.....	5643
	13. White Highlights	0015

***Fabric Required**



12883-12 Warm & Cozy Mug 2 Applique

Size Inches: Size mm: Stitch Count:
 4.51 X 4.75 in. 114.6 X 120.6 mm 20713 St.

	1. Green Fabric Placement Stitch	0933
	2. Cut Line and Tackdown	0933
	3. Brown Detail	0933
	4. Medium Green Detail	5643
	5. White Detail	0015
	6. Light Tan Detail.....	1140
	7. Mint Detail	5740
	8. Light Green Detail	5730
	9. Green Detail	5722
	10. Dark Green Detail.....	5643
	11. Red Detail.....	1900
	12. Dark Red Detail	1911
	13. Tan Detail	1141
	14. White Highlights	0015

Note: Some designs in this collection may have been created using unique special stitches and/or techniques. To preserve design integrity when rescaling or rotating designs in your software, always rescale or rotate designs using the handles directly on-screen.

***Fabric Required**



12883-13 Warm & Cozy Mug 3 Applique

Size Inches: Size mm: Stitch Count:
 5.73 X 4.18 in. 145.6 X 106.1 mm 29209 St.

- 1. Red Fabric Placement Stitch 1906
- 2. Cut Line and Tackdown 1906
- 3. Medium Red Detail 1906
- 4. Light Brown Detail 0832
- 5. Brown Detail 0933
- 6. White Detail 0015
- 7. Light Tan Detail 1140
- 8. Tan Detail 1141
- 9. Light Blue Detail 3730
- 10. Red Detail 1900
- 11. Gray Detail 3572
- 12. Light Red Detail 1753
- 13. Light Pink Detail 1860
- 14. Dark Red Detail 1911
- 15. Green Detail 5722

***Fabric Required**



12883-14 Warm & Cozy Mug 4 Applique

Size Inches: Size mm: Stitch Count:
 4.07 X 4.37 in. 103.4 X 111.1 mm 18962 St.

- 1. Green Fabric Placement Stitch 5740
- 2. Cut Line and Tackdown 5740
- 3. Mint Detail 5740
- 4. Light Green Detail 5730
- 5. Green Detail 5722
- 6. White Detail 0015
- 7. Light Tan Detail 1140
- 8. Mint Cup Lip 5740
- 9. Dark Green Detail 5643
- 10. Yellow Detail 0811
- 11. Tan Detail 1141
- 12. Light Brown Detail 0832
- 13. Brown Detail 0933
- 14. Green Dots 5722
- 15. Red Dots 1900

Note: Some designs in this collection may have been created using unique special stitches and/or techniques. To preserve design integrity when rescaling or rotating designs in your software, always rescale or rotate designs using the handles directly on-screen.

***Fabric Required**

12883-15 Warm & Cozy Mug 5 Applique



Size Inches:	Size mm:	Stitch Count:
5.40 X 4.09 in.	137.2 X 103.8 mm	21619 St.

 1. Red Fabric Placement Stitch.....	1900
 2. Cut Line and Tackdown.....	1900
 3. Red Detail.....	1900
 4. Light Red Detail.....	1753
 5. Yellow Detail.....	0811
 6. Light Tan Detail.....	0832
 7. White Detail.....	0015
 8. Brown Detail.....	0933
 9. Gray Detail.....	3572
 10. Light Blue Detail.....	3730
 11. Dark Red Detail.....	1911
 12. Light Pink Detail.....	1860

















Note: Some designs in this collection may have been created using unique special stitches and/or techniques. To preserve design integrity when rescaling or rotating designs in your software, always rescale or rotate designs using the handles directly on-screen.

***Fabric Required**

12883-16 Warm & Cozy Mug 6 Applique

Size Inches: Size mm: Stitch Count:
3.51 X 5.39 in. **89.3 X 136.9 mm** **18649 St.**



	1. Brown Detail	0933
	2. Light Brown Detail	0832
	3. Mint Detail	5740
	4. Light Green Detail	5730
	5. Green Detail	5722
	6. Dark Green Detail.....	5643
	7. Red Fabric Placement Stitch.....	3572
	8. Cut Line and Tackdown	3572
	9. Gray Shading	3572
	10. Red Detail.....	1900
	11. Medium Red Detail.....	1906
	12. Dark Red Detail	1911
	13. Light Red Detail.....	1753
	14. White Detail	0015
	15. Light Pink Detail	1860
	16. Pink Detail	2051

Note: Some designs in this collection may have been created using unique special stitches and/or techniques. To preserve design integrity when rescaling or rotating designs in your software, always rescale or rotate designs using the handles directly on-screen.

***Fabric Required**



12883-17 Warm & Cozy Cup to Go Applique

Size Inches: Size mm: Stitch Count:
5.96 X 3.00 in. **151.3 X 76.2 mm** **29350 St.**

- 1. Brown Fabric Placement Stitch 0933
- 2. Cut Line and Tackdown 0933
- 3. Brown Detail 0933
- 4. Red Detail 1900
- 5. Light Pink Detail 1860
- 6. Light Green Detail 5730
- 7. Mint Detail 5740
- 8. Green Detail 5722
- 9. Dark Green Detail 5643
- 10. Light Red Detail 1753
- 11. Dark Red Detail 1911

***Fabric Required**



12883-18 Warm & Cozy Kettle and Cup Applique

Size Inches: Size mm: Stitch Count:
6.20 X 4.01 in. **157.6 X 101.7 mm** **21730 St.**

- 1. Red Fabric Placement Stitch 1900
- 2. Cut Line and Tackdown 1900
- 3. Red Fabric Placement Stitch 1900
- 4. Cut Line and Tackdown 1900
- 5. Red Detail 1900
- 6. Medium Red Detail 1906
- 7. Brown Detail 0933
- 8. Light Brown Detail 0832
- 9. Light Red Detail 1753
- 10. Dark Red Detail 1911
- 11. White Detail 0015
- 12. Light Blue Detail 3730
- 13. Gray Detail 3572
- 14. Light Green Detail 5730
- 15. Yellow Detail 0811

Note: Some designs in this collection may have been created using unique special stitches and/or techniques. To preserve design integrity when rescaling or rotating designs in your software, always rescale or rotate designs using the handles directly on-screen.

***Fabric Required**

12883-19 Warm & Cozy Beanie Applique



Size Inches:	Size mm:	Stitch Count:
4.23 X 3.52 in.	107.4 X 89.4 mm	12487 St.
 1. Red Fabric Placement Stitch.....		1906
 2. Cut Line and Tackdown.....		1906
 3. Medium Red Detail.....		1906
 4. Light Red Detail.....		1753
 5. Pink Detail.....		2051
 6. Light Pink Detail.....		1860
 7. Dark Red Detail.....		1911

12883-20 Lighted Bulb Border



Size Inches:	Size mm:	Stitch Count:
6.17 X 2.27 in.	156.7 X 57.7 mm	7618 St.
 1. Red Detail.....		1900
 2. Dark Red Detail.....		1911
 3. Light Green Detail.....		5730
 4. Green Detail.....		5722
 5. Yellow Detail.....		0811
 6. Light Brown Detail.....		0832
 7. Charcoal Detail.....		4174
 8. Light Blue Detail.....		3730
 9. White Detail.....		0015




Note: Some designs in this collection may have been created using unique special stitches and/or techniques. To preserve design integrity when rescaling or rotating designs in your software, always rescale or rotate designs using the handles directly on-screen.

***Fabric Required**

12883-21 Candy Cane Applique



Size Inches:	Size mm:	Stitch Count:
5.39 X 3.48 in.	136.8 X 88.5 mm	18814 St.











	1. White Fabric Placement Stitch	3572
	2. Cut Line and Tackdown	3572
	3. Gray Detail	3572
	4. White Detail	0015
	5. Red Detail.....	1900
	6. Light Red Detail.....	1753
	7. Dark Red Detail.....	1911
	8. Light Green Detail	5730
	9. Green Detail	5722
	10. Dark Green Detail.....	5643
	11. Medium Red Detail.....	1906
	12. Light Pink Detail	1860

***Fabric Required**

12883-22 Gingerbread Tree 1 Applique



Size Inches:	Size mm:	Stitch Count:
4.39 X 3.76 in.	111.5 X 95.6 mm	7617 St.

	1. Green Fabric Placement Stitch	0933
	2. Cut Line and Tackdown	0933
	3. Cover Stitch.....	0933
	4. Green Detail	5722
	5. Light Green Detail	5730
	6. Mint Detail	5740
	7. Charcoal Detail.....	4174
	8. Dark Green Detail.....	5643
	9. Gray Detail	3572
	10. White Detail	0015

Note: Some designs in this collection may have been created using unique special stitches and/or techniques. To preserve design integrity when rescaling or rotating designs in your software, always rescale or rotate designs using the handles directly on-screen.

***Fabric Required**



12883-23 Gingerbread House Applique

Size Inches:	Size mm:	Stitch Count:
5.52 X 3.51 in.	140.2 X 89.2 mm	20268 St.

- 1. Brown Fabric Placement Stitch 0933
- 2. Cut Line and Tackdown 0933
- 3. Brown Detail 0933
- 4. Light Tan Detail 1140
- 5. White Detail 0015
- 6. Tan Detail 1141
- 7. Light Brown Detail 0832
- 8. Green Detail 5722
- 9. Red Detail 1900
- 10. Dark Red Detail 1911
- 11. Light Red Detail 1753
- 12. Light Pink Detail 1860

***Fabric Required**



12883-24 Gingerbread Ornament Applique

Size Inches:	Size mm:	Stitch Count:
4.03 X 3.67 in.	102.3 X 93.1 mm	9631 St.





- 1. Brown Fabric Placement Stitch 0933
- 2. Cut Line and Tackdown 0933
- 3. Brown Detail 0933
- 4. Light Brown Detail 0832
- 5. White Detail 0015

Note: Some designs in this collection may have been created using unique special stitches and/or techniques. To preserve design integrity when rescaling or rotating designs in your software, always rescale or rotate designs using the handles directly on-screen.

***Fabric Required**

12883-25 Gingerbread Tree 2 Applique



Size Inches:	Size mm:	Stitch Count:
4.37 X 3.34 in.	111.0 X 84.9 mm	10238 St.
 1. Brown Fabric Placement Stitch		0933
 2. Cut Line and Tackdown		0933
 3. Brown Detail		0933
 4. White Detail		0015

***Fabric Required**

12883-26 Gingerbread Sleigh Applique



Size Inches:	Size mm:	Stitch Count:
3.47 X 4.28 in.	88.1 X 108.8 mm	10530 St.
 1. Brown Fabric Placement Stitch		0933
 2. Cut Line and Tackdown		0933
 3. Brown Detail		0933
 4. Light Brown Detail		0832
 5. White Detail		0015

Note: Some designs in this collection may have been created using unique special stitches and/or techniques. To preserve design integrity when rescaling or rotating designs in your software, always rescale or rotate designs using the handles directly on-screen.

***Fabric Required**



12883-27 Gingerbread Reindeer Applique

Size Inches:	Size mm:	Stitch Count:
4.77 X 3.33 in.	121.2 X 84.6 mm	11137 St.

- 1. Brown Fabric Placement Stitch 0933
- 2. Cut Line and Tackdown 0933
- 3. Brown Detail 0933
- 4. Light Brown Detail 0832
- 5. White Detail 0015

***Fabric Required**



12883-28 Gingerbread Person Applique

Size Inches:	Size mm:	Stitch Count:
4.25 X 3.59 in.	107.9 X 91.2 mm	7701 St.

- 1. Brown Fabric Placement Stitch 0933
- 2. Cut Line and Tackdown 0933
- 3. Brown Detail 0933
- 4. White Detail 0015

Note: Some designs in this collection may have been created using unique special stitches and/or techniques. To preserve design integrity when rescaling or rotating designs in your software, always rescale or rotate designs using the handles directly on-screen.

***Fabric Required**



12883-29 Gingerbread Snowflake 1 Applique

Size Inches: Size mm: Stitch Count:
 4.23 X 3.73 in. 107.4 X 94.7 mm 11127 St.

- 1. Brown Fabric Placement Stitch 0933
- 2. Cut Line and Tackdown 0933
- 3. Brown Detail 0933
- 4. White Detail 0015

***Fabric Required**



12883-30 Gingerbread Snowflake 2 Applique

Size Inches: Size mm: Stitch Count:
 4.12 X 4.11 in. 104.6 X 104.4 mm 12672 St.

- 1. Brown Fabric Placement Stitch 0933
- 2. Cut Line and Tackdown 0933
- 3. Brown Detail 0933
- 4. White Detail 0015

Note: Some designs in this collection may have been created using unique special stitches and/or techniques. To preserve design integrity when rescaling or rotating designs in your software, always rescale or rotate designs using the handles directly on-screen.

***Fabric Required**



12883-31 Warm & Cozy Wreath Side A Applique

Size Inches: Size mm: Stitch Count:
9.83 X 5.18 in. **249.7 X 131.7 mm** **38282 St.**

	1. Light Green Fabric Placement Stitch.....	5730
	2. Cut Line and Tackdown	5730
	3. Red Fabric Placement Stitch.....	5730
	4. Cut Line and Tackdown	5730
	5. Red Fabric Placement Stitch.....	5730
	6. Cut Line and Tackdown	5730
	7. Light Green Detail	5730
	8. Green Detail	5722
	9. White Detail	0015
	10. Red Detail.....	1900
	11. Medium Red Detail.....	1906
	12. Light Red Detail.....	1753
	13. Light Brown Detail	0832
	14. Gray Detail	3572
	15. Dark Red Detail	1911
	16. Brown Detail	0933
	17. Dark Green Detail.....	5643
	18. Pink Detail	2051
	19. Light Pink Detail	1860
	20. Dark Red Detail	1911
	21. White Detail	0015

Note: Some designs in this collection may have been created using unique special stitches and/or techniques. To preserve design integrity when rescaling or rotating designs in your software, always rescale or rotate designs using the handles directly on-screen.

***Fabric Required**



12883-32 Warm & Cozy Wreath Side B Applique

Size Inches: Size mm: Stitch Count:
9.56 X 5.06 in. **242.9 X 128.5 mm** **40138 St.**

	1. Light Green Fabric Placement Stitch.....	0811
	2. Cut Line and Tackdown	0811
	3. Red Fabric Placement Stitch.....	0811
	4. Cut Line and Tackdown	0811
	5. Green Fabric Placement Stitch	0811
	6. Cut Line and Tackdown	0811
	7. Yellow Detail.....	0811
	8. Light Brown Detail	0832
	9. Light Tan Detail.....	1140
	10. Tan Detail	1141
	11. Dark Brown Detail	0933
	12. Mint Detail	5740
	13. Light Green Detail	5730
	14. White Detail.....	0015
	15. Red Detail.....	1900
	16. Medium Red Detail.....	1906
	17. Dark Red Detail.....	1911
	18. Green Detail	5722
	19. Light Red Detail.....	1753
	20. Pink Detail	2051
	21. White Detail	0015
	22. Dark Green Detail.....	5643

COLLECTION SUPPLIES



Stabilizers

- OESD Fusible Woven
- OESD Ultra Clean and Tear Fusible

Fabrics/Textiles

- Red cotton fabric (1) 5" x 4"

Notions & Tools

- Expert Embroidery Tape TearAway
- OESD Perfect Embroidery Press Cloth
- OESD Double Curved Machine Embroidery Scissors 6"
- Embroidery Needle Sharp 75/11

Isacord Thread Colors

- Per thread chart

EMBROIDERY




NOTE

- The applique instructions included in the design pack are general instructions for the collection. For demonstration purposes, a sample design that best represents the entire collection is shown. Fabric and thread requirements will vary by design, but the general technique will be the same.
- The example design is 12883-11.
- Note: Some thread colors in instructions have been changed or digitally enhanced for better visibility.

STEP 1

- Press OESD Fusible Woven to the wrong side of the applique fabric.
- For other designs in the collection, use the applique templates as a guide to the dimensions of the various applique pieces.



STEP 2

- Hoop the desired stabilizer and fabric for the project.
- The sample uses white cotton fabric with 2 layers of Ultra Clean and Tear Fusible fused to the back one layer at a time.
- Stabilizer choice will vary based on background fabric choice and design density.



STEP 3

- Load the selected design into the machine.
- Design in the example is 12883-11.
- Thread the machine per the thread chart.
- Stitch Machine Steps 1-4, stitch the machine steps per the thread chart.




STEP 4

- Stitch Machine Step 5, Red Fabric Placement Stitch.



STEP 5

- Remove the hoop from the machine, but NOT the project from the hoop.
- Lay the hoop on a flat surface.
- Place the prepared applique fabric right side up, over the placement stitch, covering entirely.
- Tape in place to secure.



STEP 6

- Return the hoop to the machine.
- Stitch Machine Step 6, Cut Line and Tackdown.



STEP 7

- Remove the hoop from the machine, but NOT the project from the hoop.
- Lay on a flat surface.
- Trim the excess fabric as close to the cut line stitching as possible.
- Note: If the outermost row of stitching is accidentally cut, the inner stitches will still hold the applique in place.



STEP 8

- Return the hoop to the machine and stitch the remaining steps according to the thread chart.



EMBROIDERY



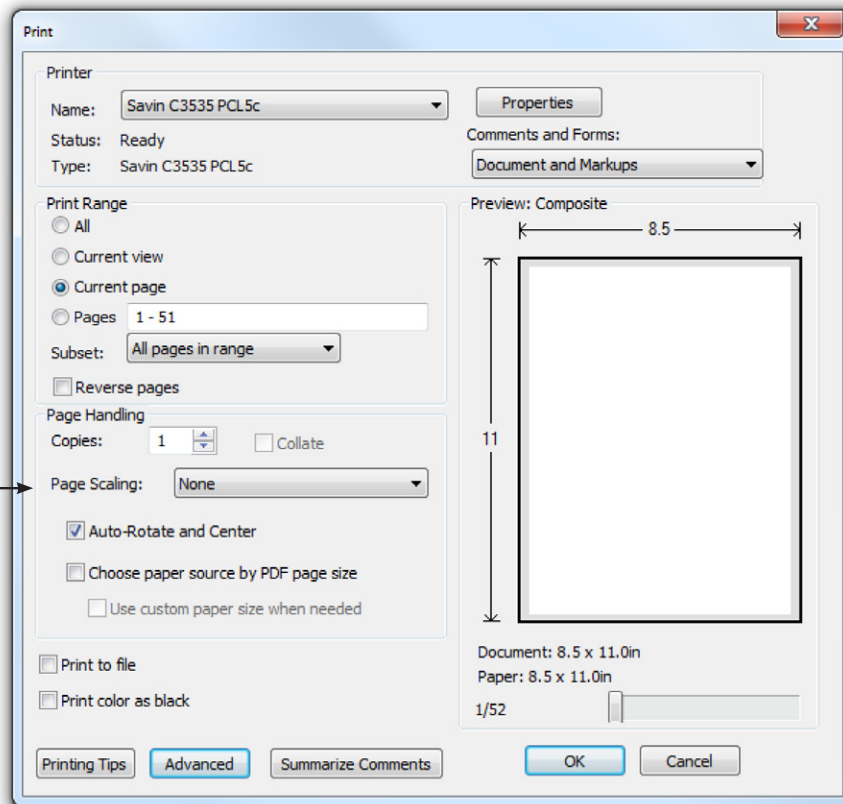
STEP 9

- Remove the project from the hoop and tear any excess stabilizer from the project.
- Press face down on a Perfect Embroidery Press Cloth.
- The applique is complete.



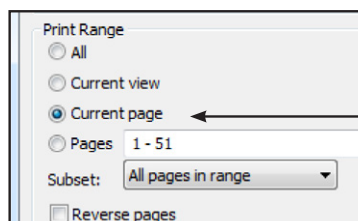
ATTENTION

When printing this document, any page scaling or page fitting options in your print dialog box must be turned OFF or set to NONE so that your files will print out at their actual size. Images not printed at actual size will not function as intended.



TO SAVE PAPER

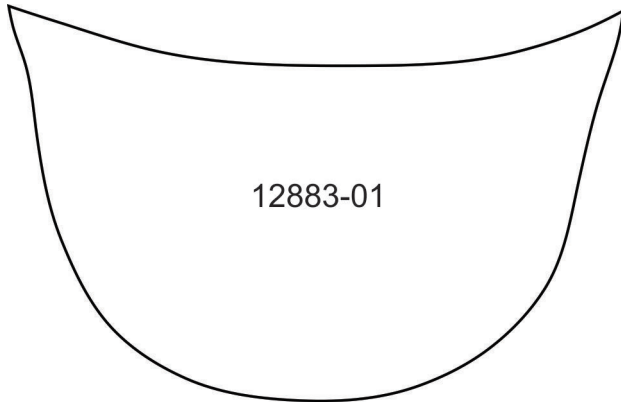
Only print the desired image by navigating to the image's page, go to File > Print and select "Current page" in the print dialog box. Repeat for each desired image.



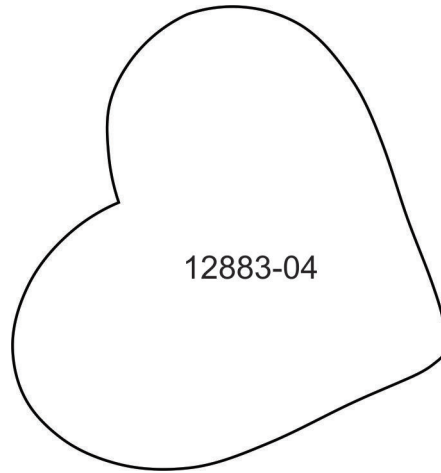
APPLIQUE PATTERNS



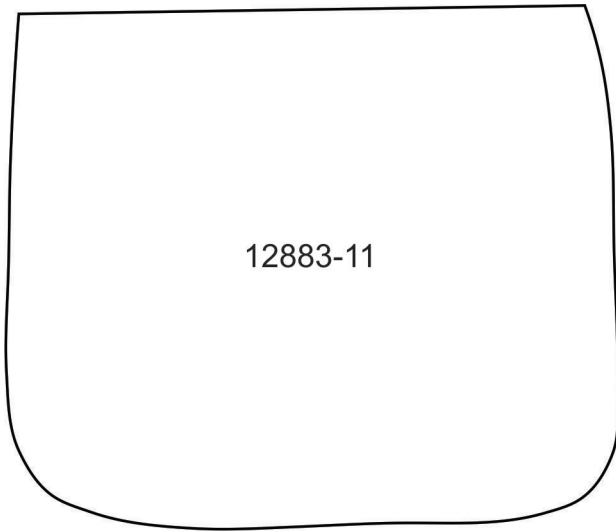
Print at 100%. No scaling. This box measures 1" x 1". Use the box as an accuracy guide when printing templates.



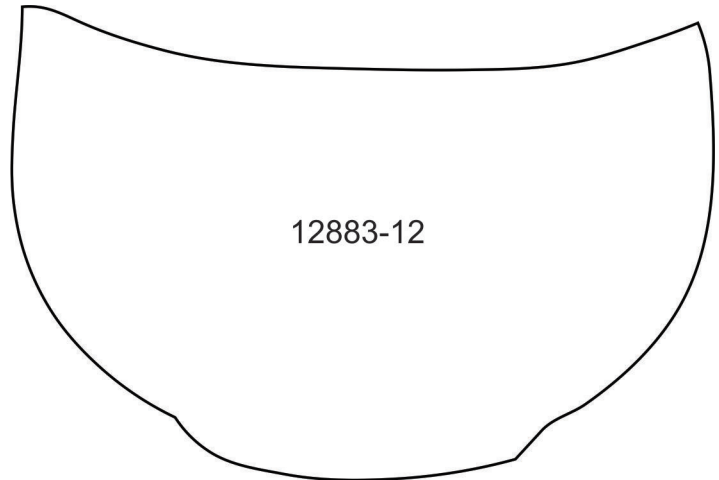
12883-01



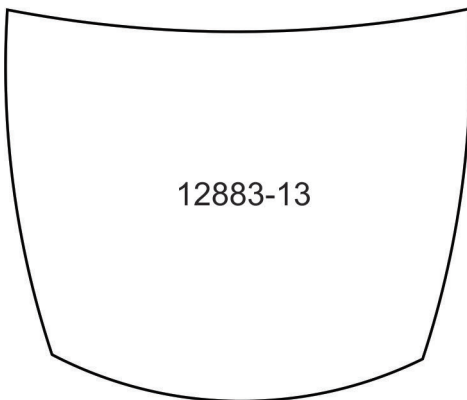
12883-04



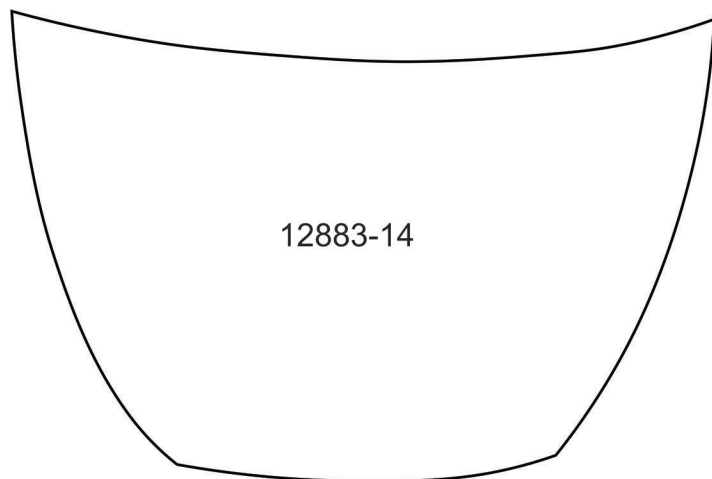
12883-11



12883-12



12883-13

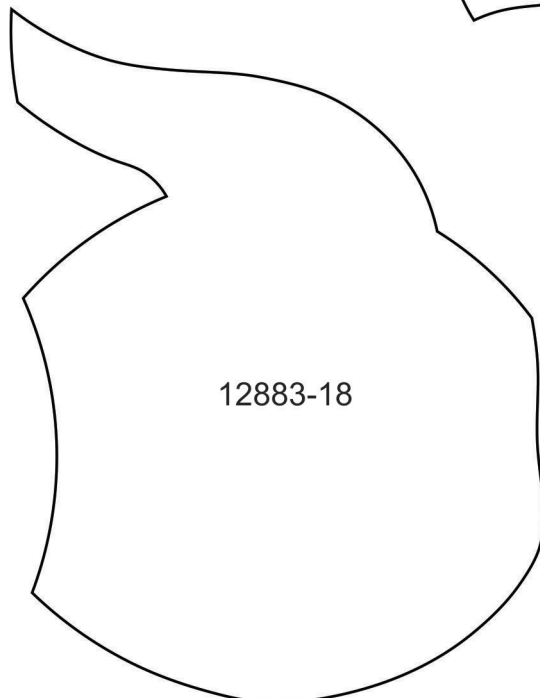
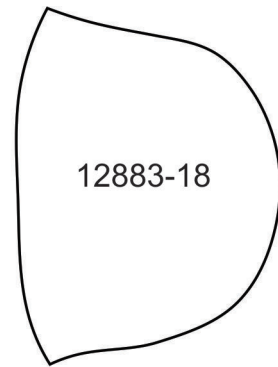
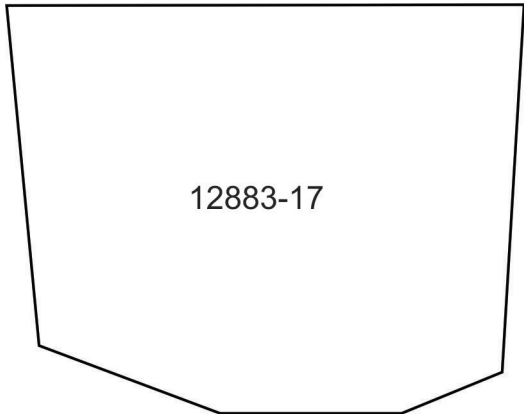
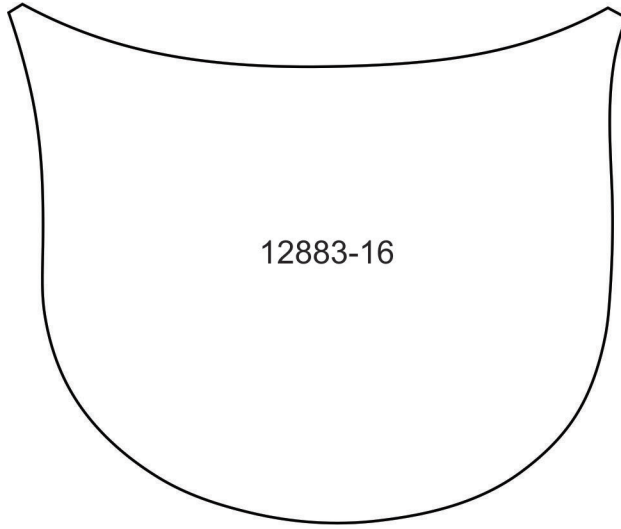



12883-14

APPLIQUE PATTERNS



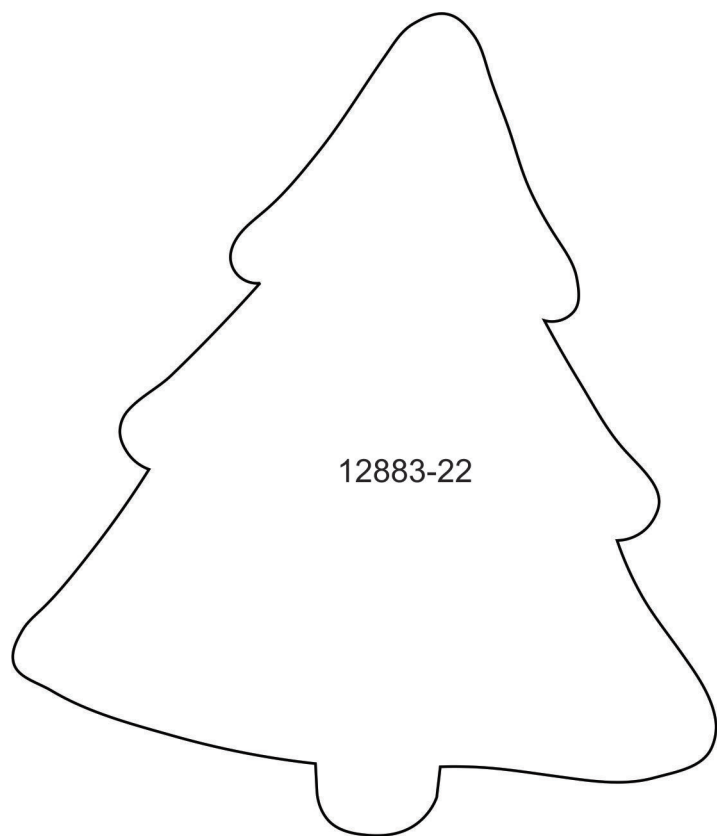
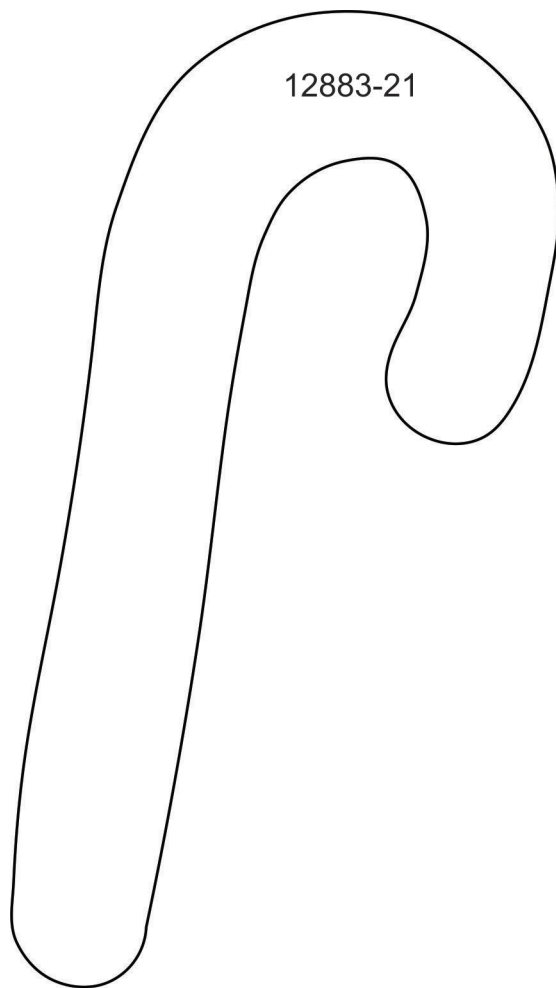
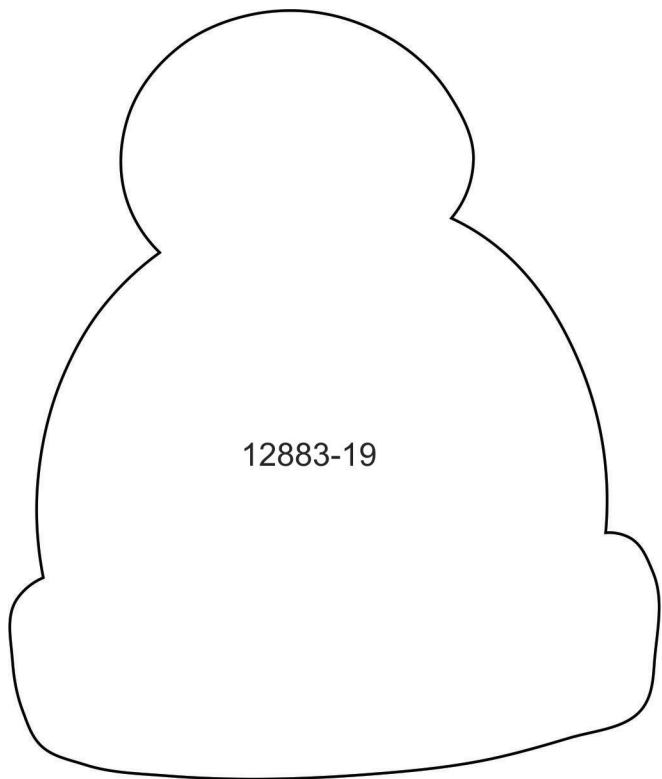
Print at 100%. No scaling. This box measures 1" x 1". Use the box as an accuracy guide when printing templates.



APPLIQUE PATTERNS



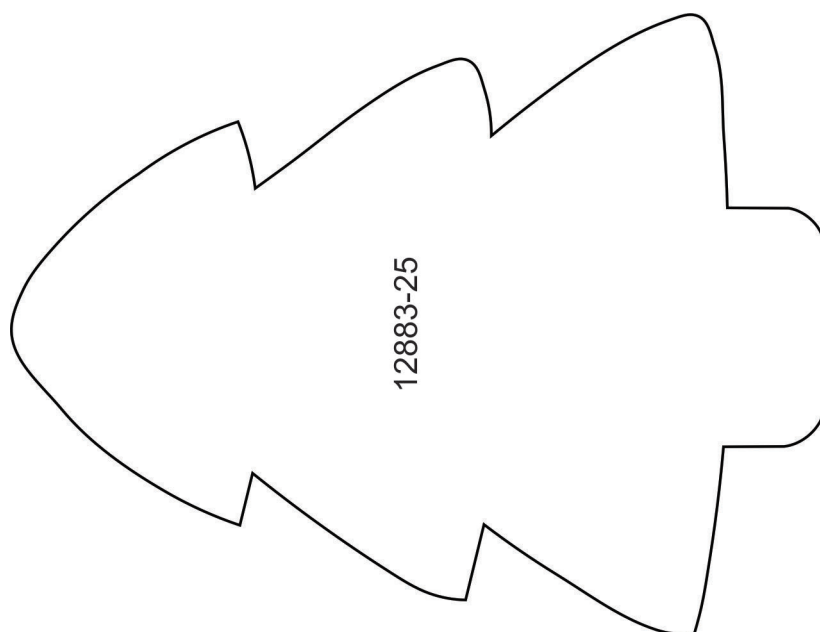
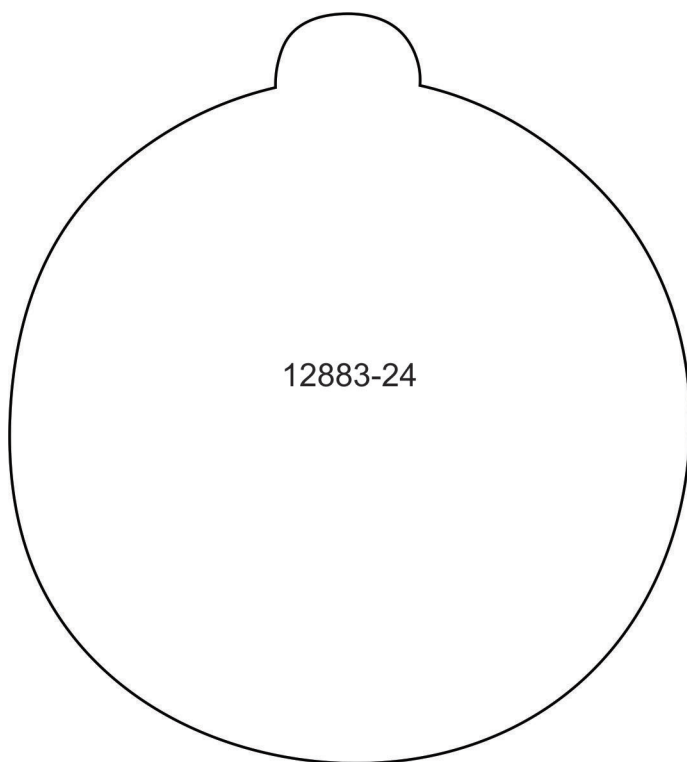
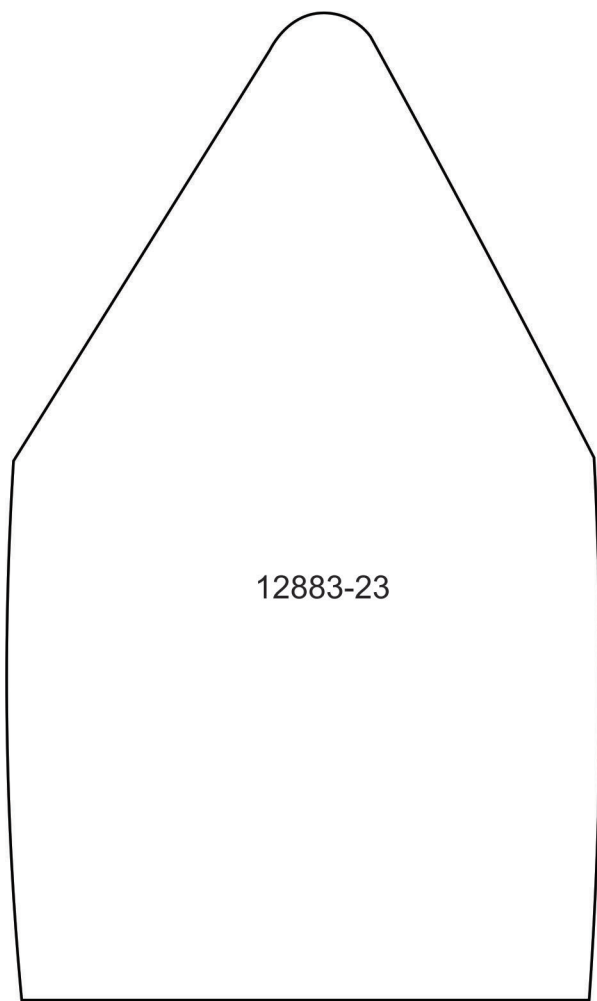
Print at 100%. No scaling. This box measures 1" x 1". Use the box as an accuracy guide when printing templates.



APPLIQUE PATTERNS



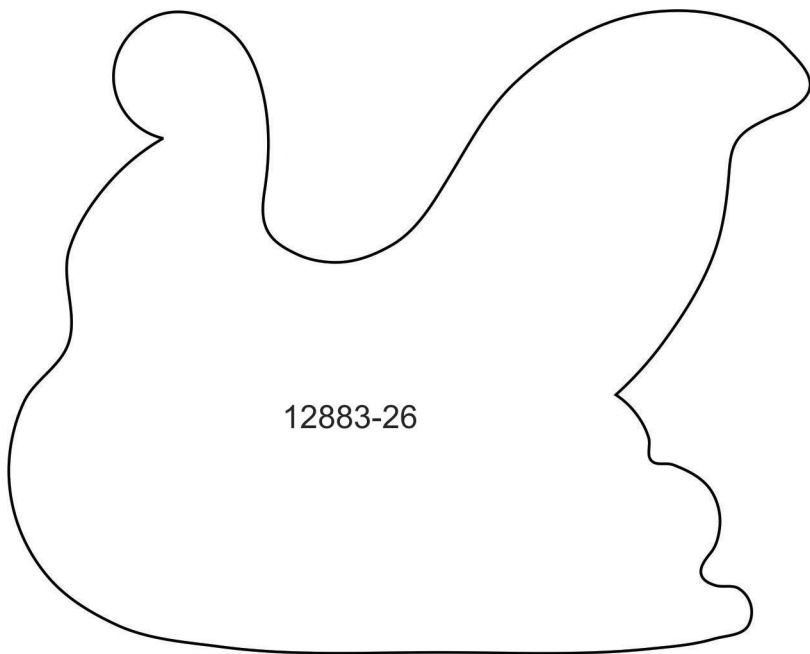
Print at 100%. No scaling. This box measures 1" x 1". Use the box as an accuracy guide when printing templates.



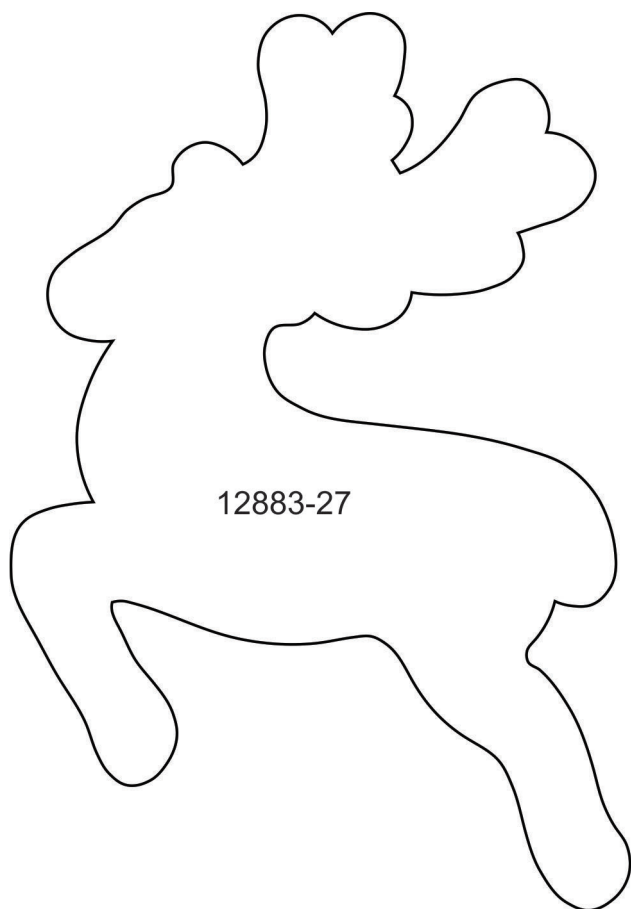
APPLIQUE PATTERNS




Print at 100%. No scaling. This box measures 1" x 1". Use the box as an accuracy guide when printing templates.



12883-26



12883-27

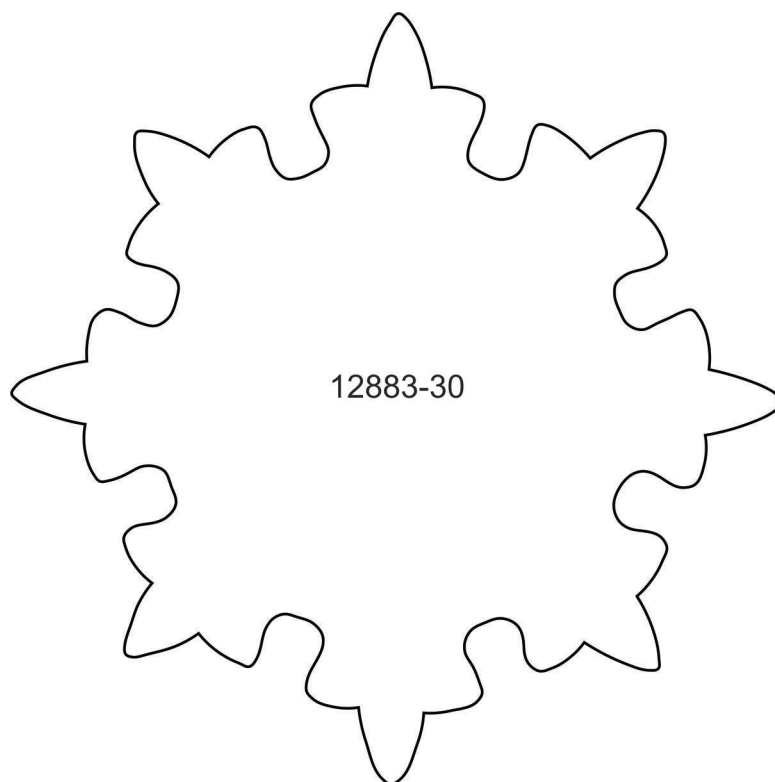
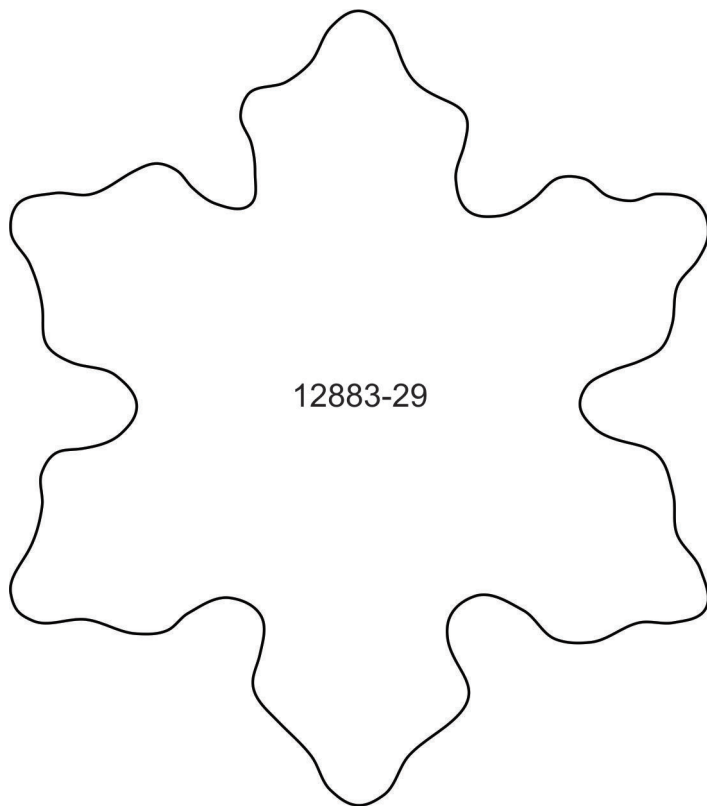


12883-28

APPLIQUE PATTERNS



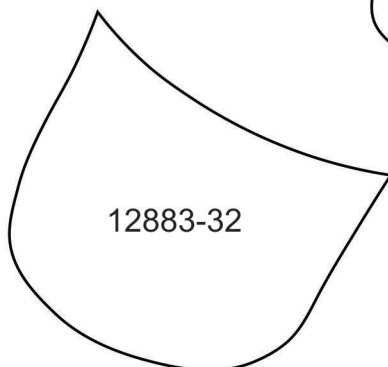
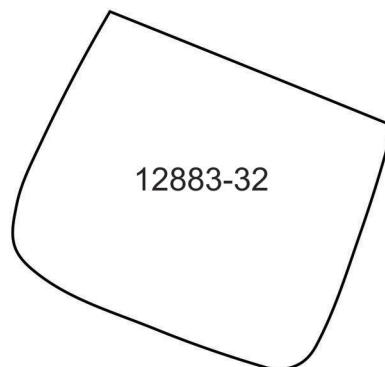
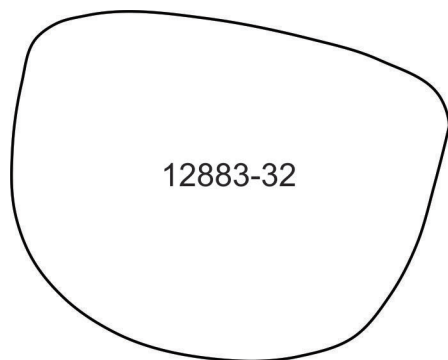
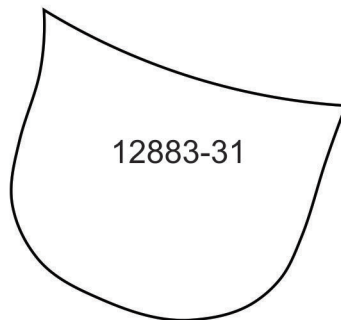
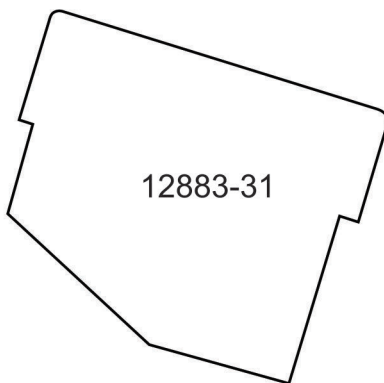
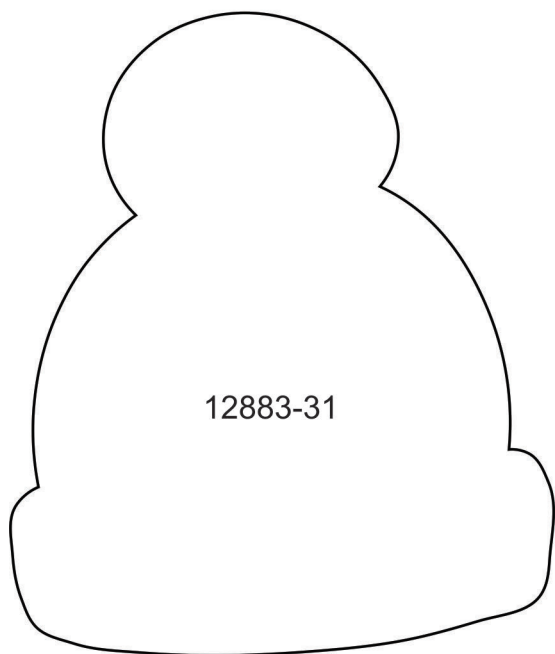
Print at 100%. No scaling. This box measures 1" x 1". Use the box as an accuracy guide when printing templates.



APPLIQUE PATTERNS



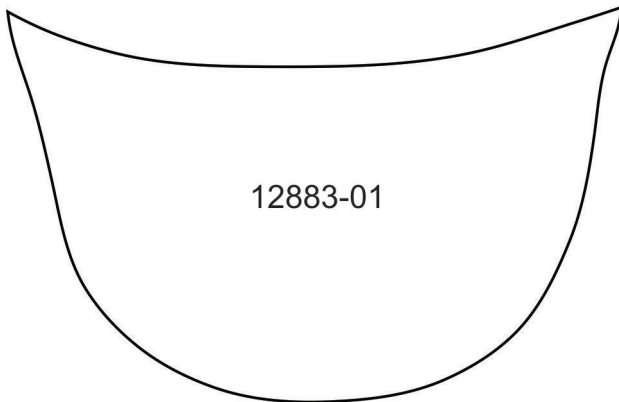
Print at 100%. No scaling. This box measures 1" x 1". Use the box as an accuracy guide when printing templates.



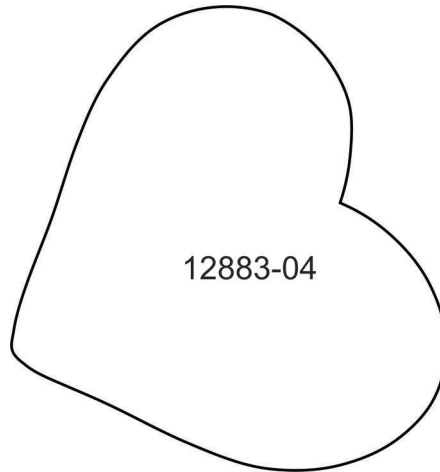
MIRRORED PATTERNS



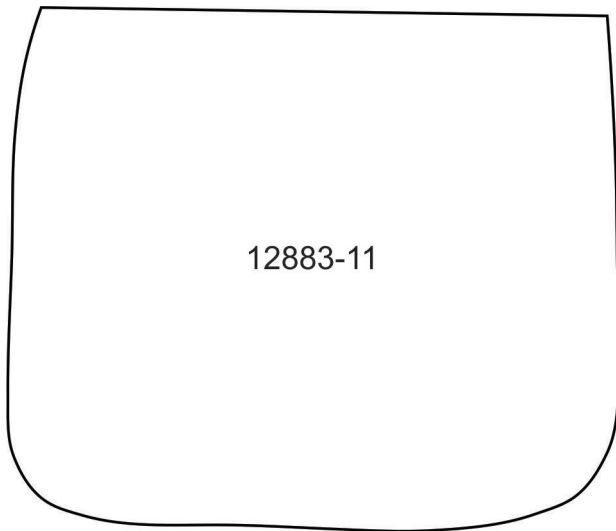
Print at 100%. No scaling. This box measures 1" x 1". Use the box as an accuracy guide when printing templates.



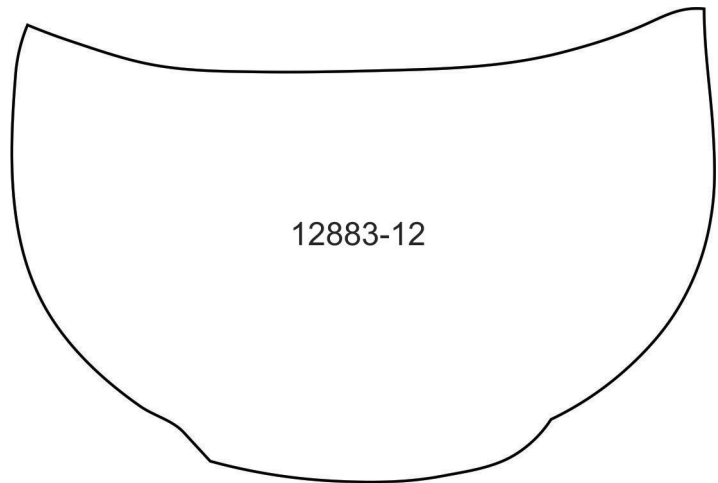
12883-01



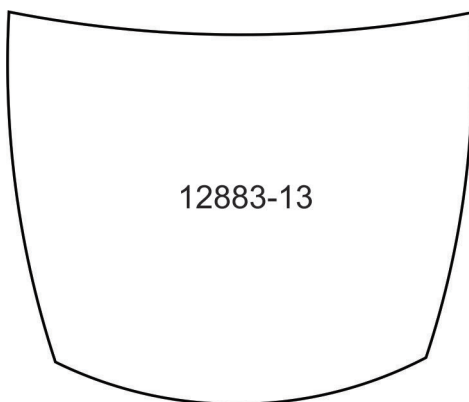
12883-04



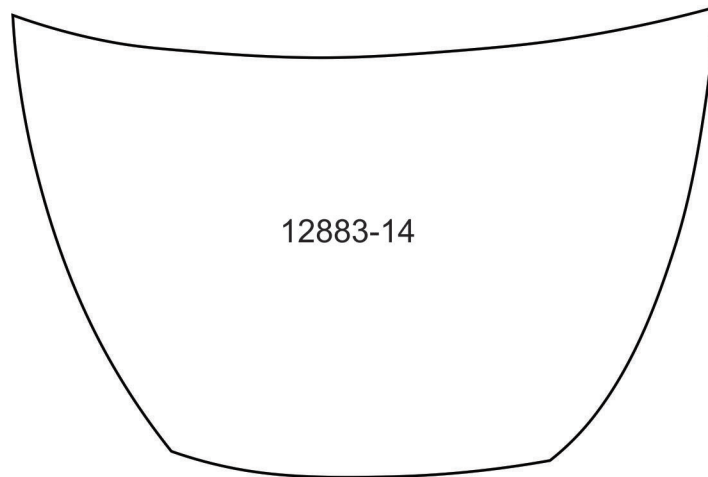
12883-11



12883-12



12883-13

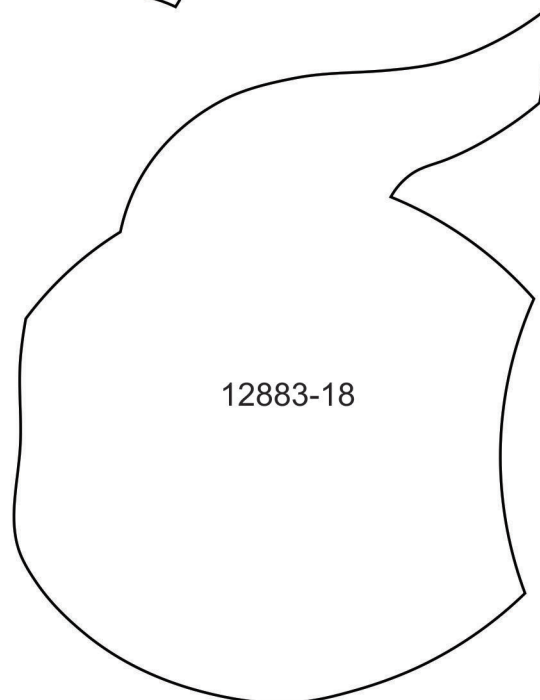
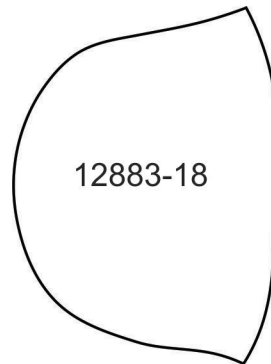
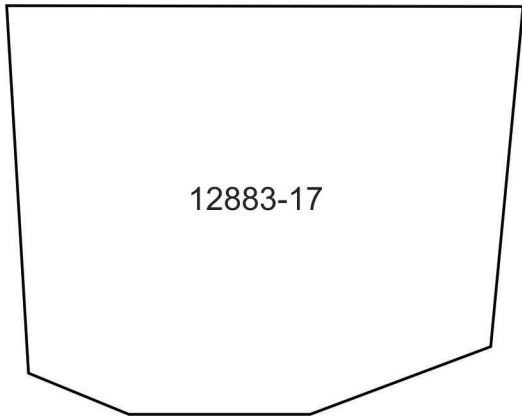
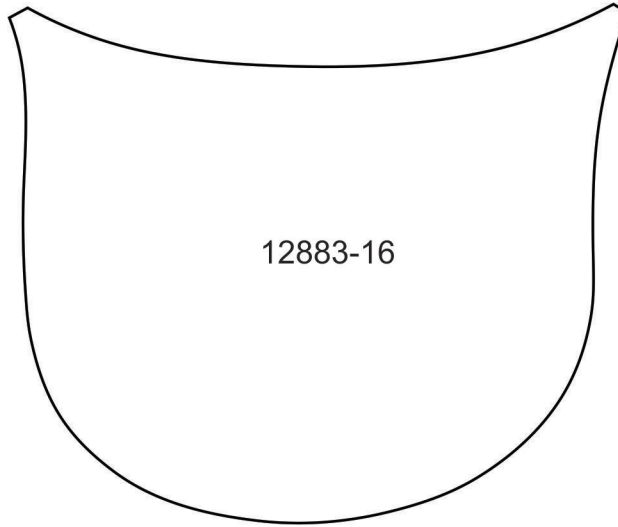


12883-14

MIRRORED PATTERNS



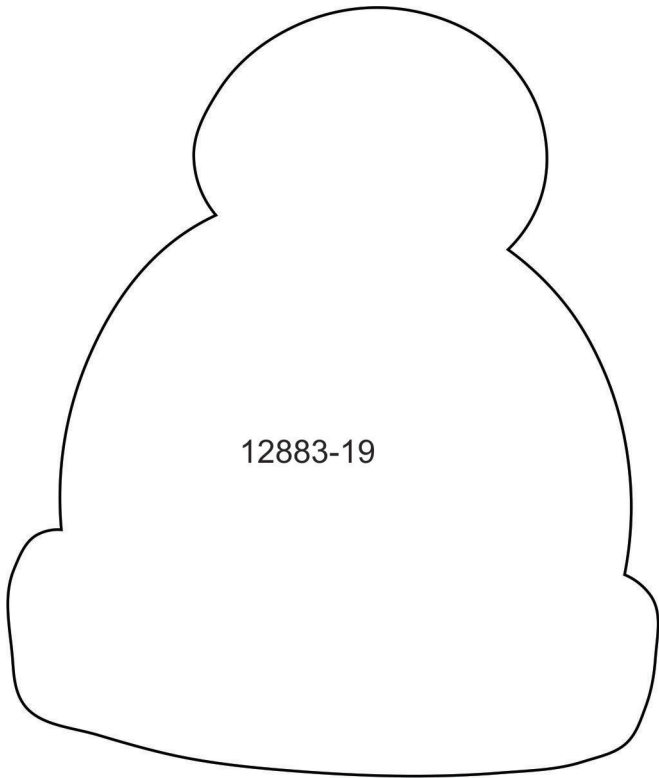
Print at 100%. No scaling. This box measures 1" x 1". Use the box as an accuracy guide when printing templates.




MIRRORED PATTERNS



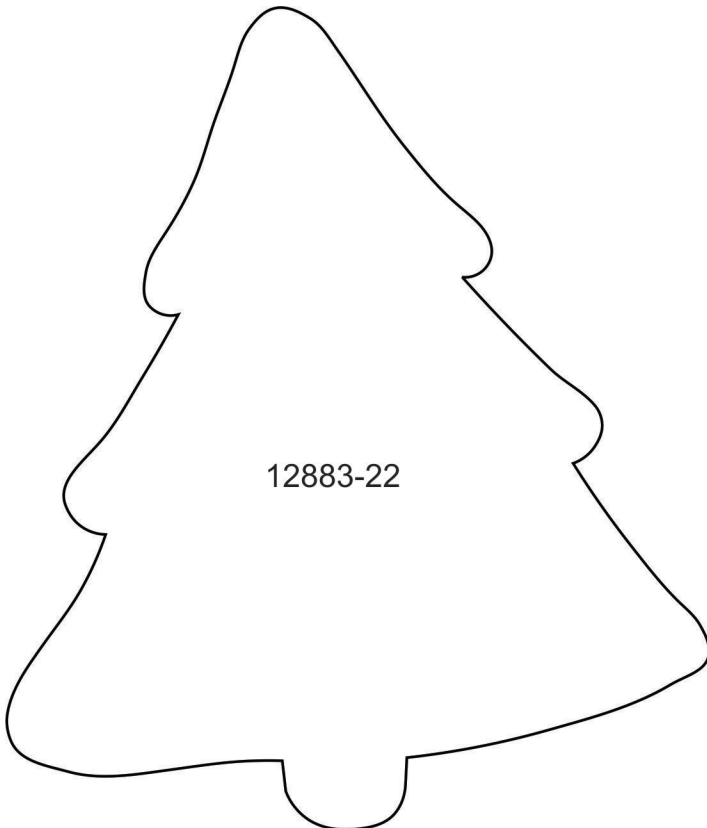
Print at 100%. No scaling. This box measures 1" x 1". Use the box as an accuracy guide when printing templates.



12883-19



12883-21

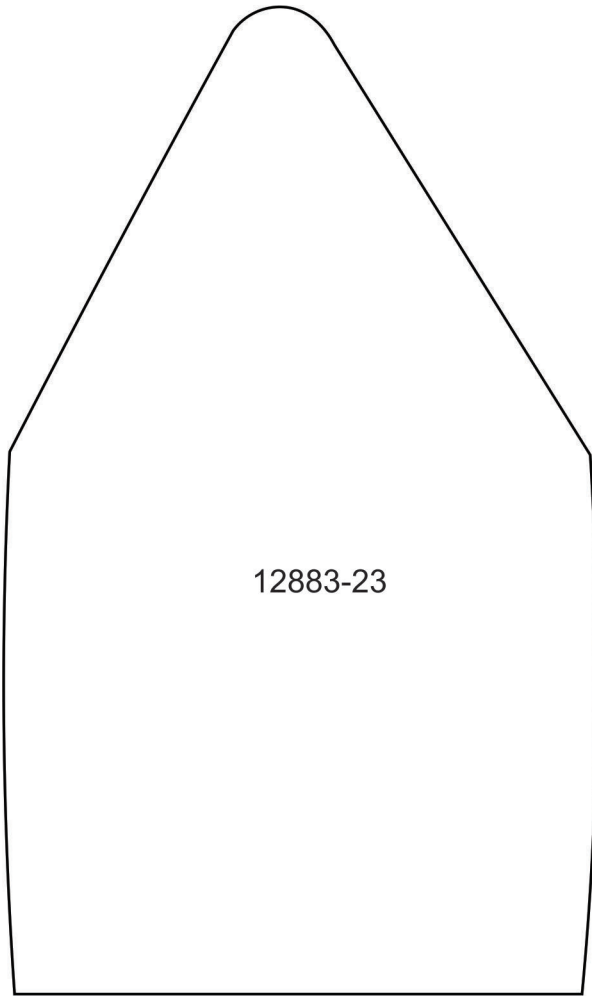


12883-22

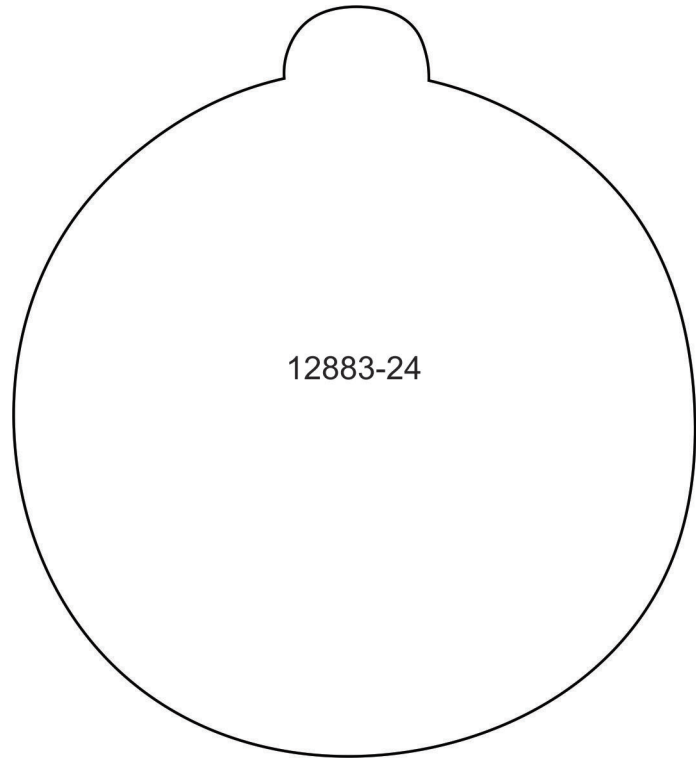
MIRRORED PATTERNS



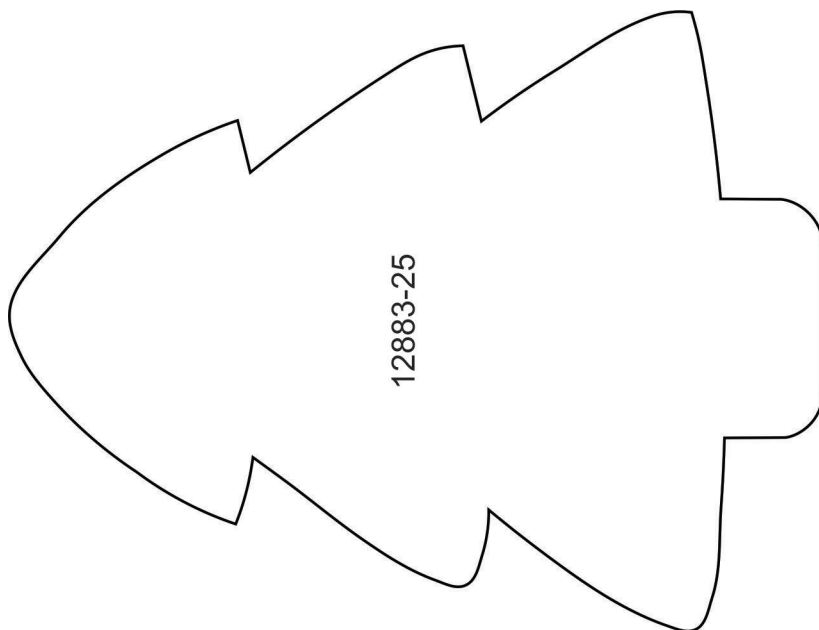
Print at 100%. No scaling. This box measures 1" x 1". Use the box as an accuracy guide when printing templates.



12883-23



12883-24

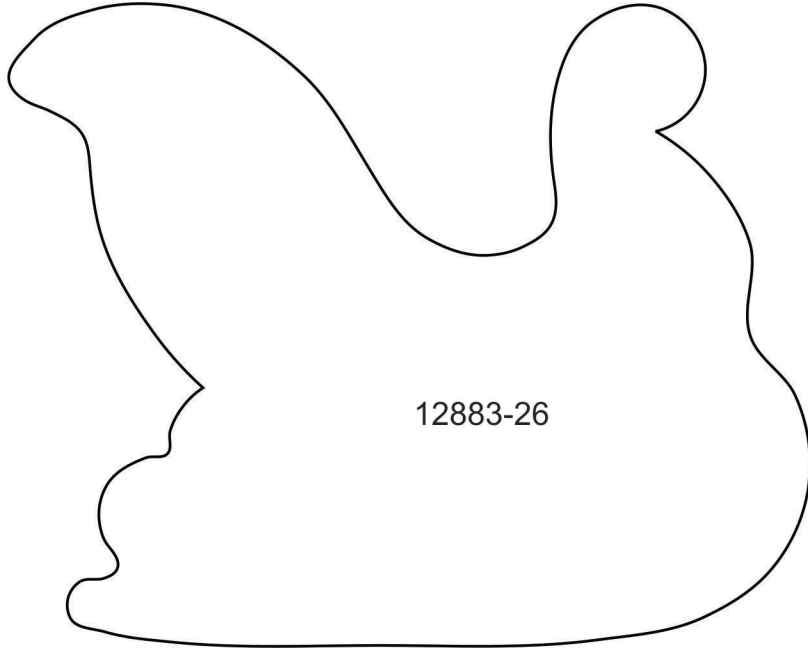


12883-25


MIRRORED PATTERNS




Print at 100%. No scaling. This box measures 1" x 1". Use the box as an accuracy guide when printing templates.



12883-26



12883-27

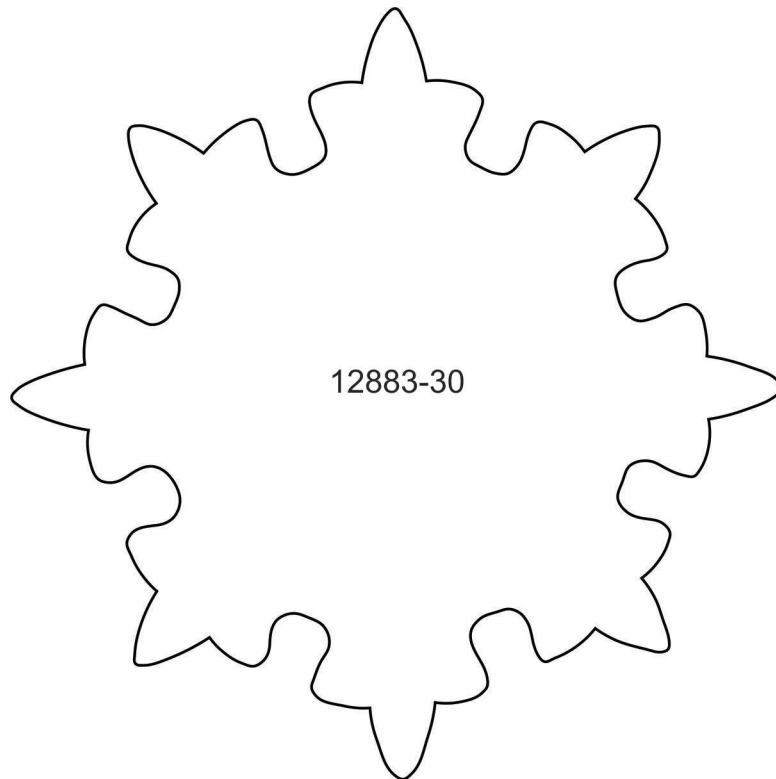
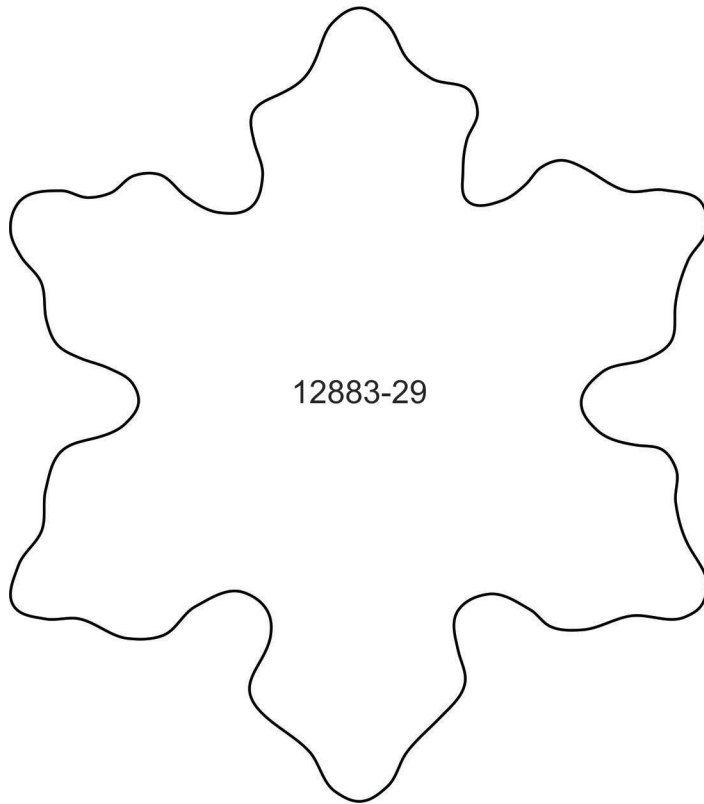


12883-28

MIRRORED PATTERNS



Print at 100%. No scaling. This box measures 1" x 1". Use the box as an accuracy guide when printing templates.



MIRRORED PATTERNS



Print at 100%. No scaling. This box measures 1" x 1". Use the box as an accuracy guide when printing templates.

12883-31

12883-31

12883-31

12883-32

12883-32

12883-32