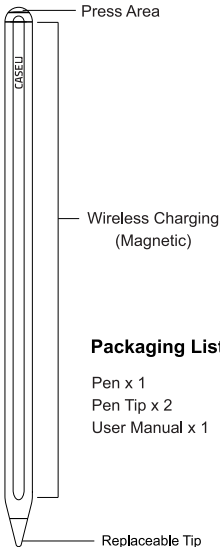


User Manual



CASE U Wireless
iPad Stylus Pen 2.0

Product Details



Packaging List

- Pen x 1
- Pen Tip x 2
- User Manual x 1

Product Specifications:

Material: Aluminum Alloy
Palm Rejection Function: Yes
Input: 5V-0.1A
Pressure sensitivity: No
Tilt sensitivity: Yes
Bluetooth: Yes

Compatibility

iPad Mini (2021 6th Gen) :	A2567 / A2568 / A2569
iPad Air 10.9" (2022 5th Gen) :	A2588 / A2589 / A2591
iPad Air 10.9" (2020 4th Gen) :	A2324 / A2072 / A2325 / A2316
iPad Pro 11" (2018 1st Gen) :	A1980/ A2013 / A1934 / A1979
iPad Pro 11" (2020 2nd Gen) :	A2228 / A2068 / A2230 / A2231
iPad Pro 11" (2021 3rd Gen) :	A2301 / A2459 / A2460 /A2377
iPad Pro 12.9" (2018 3rd Gen) :	A1876 / A2014 / A1895 / A1983
iPad Pro 12.9" (2020 4th Gen) :	A2229 / A2069/ A2232 / A2233
iPad Pro 12.9" (2021 5th Gen) :	A2379 / A2461 / A2462 / A2378
iPad Pro 12.9" (2022 6th Gen) :	A2764/ A2437/ A2766

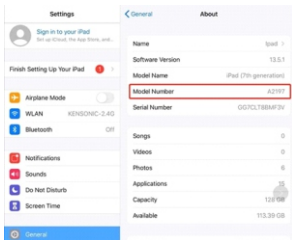
Note: Other models are not supported

Product Features

1. Stylish and minimalist style, aluminum alloy with piano baking varnish, calm and luxurious, novel and durable.
2. Replaceable nib design, no fear of wear and tear! New upgraded tilt and thickening function, the larger the pen tilt area, the thicker the line.
3. The pen tips are made of pure copper and polished. Artificially create a smooth pen tip to prevent damage to the screen.
4. Products compatible with iPad 2018 after model (specific model to see product parameters) can be written, painted, recorded.
5. The product can be used for up to 20 hours at full power without intelligent power cut.

How to confirm the model

1. Settings > General > About > Model Number



2. Please confirm on the back of iPad device

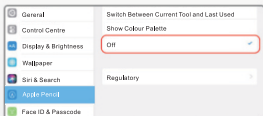


Warm Tips

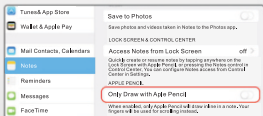
1. Please follow these steps to make sure the Active Stylus is allowed to work in your iPad or iPad Pro:

Go to Settings > Apple Pencil > Turn off the Apple Pencil.

Settings > Notes > Turn off "Only Draw with Apple Pencil.



1. Go to Settings > Apple Pencil > Turn off the Apple Pencil.



2. Settings > Notes > Turn off "Only Draw with Apple Pencil.

2. Please turn off the Bluetooth connection before using our stylus pen if you have connected the "apple pencil". No need to install Bluetooth or Apps, Touch the top of the stylus pen and begin to use it.

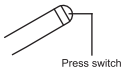
3. Please ensure the stylus is enough battery power when using. Please don't use the pen while charging.

4. All iPad IOS systems must be updated to iOS 12.2 or above.

How to Use

1. Turn on/off

Long Press for 2 seconds on CASE U Stylus Pen's top, the indicator light turns green and the pen is ready for use. It will automatically switch off after five minutes of inactivity and the indicator light is off.



2. Magnetic Wireless Charging

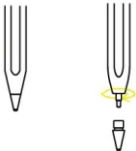
Pencil can be magnetic stored on the iPad Pro 12.9-inch (3rd generation), iPad Pro 11-inch.

Support wireless charging.



Replace the pen tip

Twirl the pen tip and pull it out, then insert a new pen tip and twirl it tightly. Screw-type nibs are easier to replace and don't break easily.



Warranty & Customer Support

For any questions, support or warranty claims you can contact us via website, amazon or the contact info given below.

Please share your order number and the product model number.

Our customer team will help you out as soon as possible.

There are four ways to CONTACT US:

- 1) Email: support@caseu.in
- 2) Official Website: www.caseu.in
- 3) Go to Amazon order page
"Your orders" - "sold by" - "Contact Seller"
- 4) You can directly call us on our
Customer care number: +91 93159 83114