

Padma Basic® Professional

cardiovascular + joint health*



optimal circulation + mobility*



healthy immune function*



dental health*



What is Padma Basic® Professional?


One of the most-researched herbal formulas in the world, Padma Basic® Professional is based on a classical Tibetan preparation and has been rigorously studied for over 50 years. 30+ published clinical studies and extensive preclinical data demonstrate the robust benefits of this time-honored formula for optimal cardiovascular and circulatory function, immunity, joint health and mobility, dental health, and other key areas.*

- Optimal circulation + mobility*
- Healthy immune function*
- Dental health*

Over 50 years of Published Research and Clinical Use*

Prized Botanicals Rich in Beneficial Compounds

Padma Basic's 19 unique botanical ingredients are rich in antioxidants and beneficial compounds such as tannins, flavonoids, polyphenols, and aromatic oils, which work together to deliver multi-targeted benefits for key areas of health. Camphor and calcium sulfate




are included to support its actions as a traditional “cooling formula” to combat areas of “heat”. The herbs in Padma Basic Professional are carefully cultivated in small farms in Switzerland as well as high in the Himalayas for optimal purity and potency.*

Cardiovascular, Circulatory, and Mobility Support

Published clinical research shows Padma Basic Professional provides multi-targeted support for robust circulation and cardiovascular function, increased mobility and walking distance, and reduced sensations of tingling and heaviness in legs.*

optimal cardiovascular +
circulatory function



Joint Health and Comfort


Clinical studies also show that Padma Basic Professional supports joint health and comfort, range of motion, and musculoskeletal health through multi-targeted mechanisms.*

Powerful Immune Support and Balancing

Multiple clinical studies show the broad-spectrum immune benefits of Padma Basic Professional, including support for respiratory, immune health, liver immune health, dental health, and other key areas. Padma Basic's powerhouse botanical ingredients interact with immune cells to balance and optimize immune responses for optimal long-term wellness.*



CLINICAL SYNERGY®
PROFESSIONAL FORMULAS



How to Use

As a dietary supplement, take 1 capsule two times per day, or as recommended by your healthcare practitioner.

*These statements have not been evaluated by the Food and Drug Administration. These products are not intended to diagnose, treat, cure or prevent any disease.

Tibetan Herbal Formula

Padma Basic® Professional

cardiovascular + joint support

Ingredients

60 & 180 CAPSULES
OTHER INGREDIENTS

Gelatin capsules, silicon dioxide

Dosage

CAPSULES


General Support

As a dietary supplement, take 1.
capsule twice daily, or as
recommended by your healthcare
practitioner.


GLUTEN FREE



NON-GMO



180 CAPSULES



*Padma Basic® Professional is
manufactured exclusively for:*

CLINICAL SYNERGY®
PROFESSIONAL FORMULAS