



Certificate of Analysis

FOR COMPLIANCE

Sample:AL40118007-001
Batch#: 4008OHGM01
Seed to Sale# BioTrack
Sample Size Received: 13 units
Total Amount: 1500 units
Retail Product Size: 35 gram
Sampled: 01/18/24 09:24 AM
Sampling Start: 09:24 AM
Sampling End: 09:46 AM
Sampling Method: SOP.T.20.010.NY

PASSED

Pages 1 of 6

Lunulata

License # : OCM-AUCP-22-000005

16 Vatrano Rd
Albany, NY, 12205, US

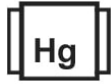
PRODUCT IMAGE



SAFETY RESULTS



Pesticides
PASSED



Heavy Metals
PASSED



Microbials
PASSED



Mycotoxins
PASSED



Residuals Solvents
PASSED



Filtration
NOT TESTED



Water Activity
PASSED



Moisture
NOT TESTED



Terpenes
TESTED

MISC.



Cannabinoid

PASSED



Total THC

0.0780%

Total THC/Container : 27.300 mg



Total CBD

0.1618%

Total CBD/Container : 56.630 mg



Total Cannabinoids

0.3906%

Total Cannabinoids/Container : 136.710 mg



	(6AR,9R) D10-THC	(6AR,9S) D10-THC	CBC	CBD	CBDA	CBDV	CBG	CBGA	CBN	D8-THC	D9-THC	THCA	THCV
%	<0.0006	<0.0007	0.0062	0.1618	<0.0007	0.0008	0.1423	<0.0007	0.0008	<0.0007	0.0780	<0.0007	0.0007
mg/unit	<0.210	<0.245	2.170	56.630	<0.245	0.280	49.805	<0.245	0.280	<0.245	27.300	<0.245	0.245
LOQ	0.0006	0.0007	0.0007	0.0007	0.0007	0.0007	0.0007	0.0007	0.0007	0.0007	0.0007	0.0007	0.0007
	%	%	%	%	%	%	%	%	%	%	%	%	%

Weight:
3.0064g

Analysis Method : SOP.T.30.031.NY, SOP.T.40.031.NY
Analyzed Date : 01/22/24 16:44:39

This Kaycha Labs Certification shall not be reproduced, unless in its entirety, without written approval from Kaycha Labs. The results relate only to the material or product analyzed. ND=Not Detected, ppm=Parts Per Million, ppb=Parts Per Billion, RSD=Relative Standard Deviation. Limit of Detection (LOD) and Limit Of Quantitation (LOQ) are terms used to describe the smallest concentration that can be detected and reliably measured by an analytical procedure, respectively. Action Levels are State determined thresholds based on 9 New York Codes, Rules and Regulations (NYCRR) Part 130 and Cannabis Law. The Measurement of Uncertainty (MU) error is available from the lab upon request. The "Decision Rule" for pass/fail does not include the MU. Any calculated totals may contain rounding errors.

Erica Troy

Lab Director

NY Permit # OCM-CPL-2022-00006
ISO 17025 Accreditation # 97164



Signature
01/25/24



Certificate of Analysis

PASSED

Lunulata

Sample : AL40118007-001

16 Vatrano Rd

Albany, NY, 12205, US

Telephone: 6197501278

Email: eric@gmtrading.com

License # : OCM-AUCP-22-000005

Batch# : 40080HGM01

Sampled : 01/18/24 09:24 AM

Sample Size Received : 13 units

Total Amount : 1500 units

Sampling Method : SOP.T.20.010.NY

Page 2 of 6



Terpenes

TESTED

Terpenes	LOQ (%)	mg/unit	%	Result (%)	Terpenes	LOQ (%)	mg/unit	%	Result (%)
FARNESENE	0.10	<35.0	<0.10		ALPHA-PHELLANDRENE	0.00	<1.4	<0.00	
TERPINEN-4-OL	0.10	<35.0	<0.10		ALPHA-PINENE	0.00	<1.4	<0.00	
3-CARENE	0.00	<1.4	<0.00		ALPHA-TERPINENE	0.00	<1.4	<0.00	
ALPHA TERPINEOL	0.00	<1.4	<0.00		BETA-MYRCENE	0.00	<1.4	<0.00	
BETA-CARYOPHYLLENE	0.00	<1.4	<0.00		BETA-PINENE	0.00	<1.4	<0.00	
BORNEOL	0.00	<1.4	<0.00		CIS-NEROLIDOL	0.00	<1.4	<0.00	
CAMPHENE	0.00	<1.4	<0.00		GAMMA-TERPINENE	0.00	<1.4	<0.00	
CAMPHOR	0.00	<1.4	<0.00		TRANS-NEROLIDOL	0.00	<1.4	<0.00	
CARYOPHYLLENE OXIDE	0.00	<1.4	<0.00						
CEDROL	0.00	<1.4	<0.00		Weight:				
EUCALYPTOL	0.00	<1.4	<0.00		0.9812g				
FENCHONE	0.00	<1.4	<0.00		Analysis Method : SOP.T.30.064.NY, SOP.T.40.064.NY				
FENCHYL ALCOHOL	0.00	<1.4	<0.00		Analyzed Date : 01/24/24 08:53:17				
GERANIOL	0.00	<1.4	<0.00						
GERANYL ACETATE	0.00	<1.4	<0.00						
GUAJOL	0.00	<1.4	<0.00						
ISOBORNEOL	0.00	<1.4	<0.00						
ISOPULEGOL	0.00	<1.4	<0.00						
LIMONENE	0.00	<1.4	<0.00						
LINALOOL	0.00	<1.4	<0.00						
MENTHOL	0.00	<1.4	<0.00						
NEROL	0.00	<1.4	<0.00						
OCIMENE	0.00	<1.4	<0.00						
PULEGONE	0.00	<1.4	<0.00						
SABINENE	0.00	<1.4	<0.00						
SABINENE HYDRATE	0.00	<1.4	<0.00						
TERPINOLENE	0.00	<1.4	<0.00						
VALENCENE	0.00	<1.4	<0.00						
ALPHA-BISABOLOL	0.00	<1.4	<0.00						
ALPHA-CEDRENE	0.00	<1.4	<0.00						
ALPHA-HUMULENE	0.00	<1.4	<0.00						
Total (%)				<0.10					



Certificate of Analysis

PASSED


Lunulata

Sample : AL40118007-001

 16 Vatrano Rd
 Albany, NY, 12205, US
 Telephone: 6197501278
 Email: eric@gmtrading.com
 License # : OCM-AUCP-22-000005

 Batch# : 40080HGM01
 Sampled : 01/18/24 09:24 AM
 Sample Size Received : 13 units
 Total Amount : 1500 units
 Sampling Method : SOP.T.20.010.NY

Page 3 of 6



Pesticides

PASSED

Pesticide	LOQ	Units	Action Level	Pass/Fail	Result	Pesticide	LOQ	Units	Action Level	Pass/Fail	Result
PYRETHRINS, TOTAL	0.1	ppm	1	PASS	<0.1	PACLOBUTRAZOL	0.1	ppm	0.4	PASS	<0.1
AZADIRACHTIN	0.1	ppm	1	PASS	<0.1	PERMETHRIN	0.1	ppm	0.2	PASS	<0.1
INDOLE-3-BUTYRIC ACID	0.1	ppm	1	PASS	<0.1	PHOSMET	0.1	ppm	0.2	PASS	<0.1
MYCLOBUTANIL	0.1	ppm	0.2	PASS	<0.1	PRALLETHRIN	0.1	ppm	0.2	PASS	<0.1
PIPERONYL BUTOXIDE	0.1	ppm	2	PASS	<0.1	PROPICONAZOLE	0.1	ppm	0.4	PASS	<0.1
ABAMECTIN B1A	0.1	ppm	0.5	PASS	<0.1	PROPOXUR	0.1	ppm	0.2	PASS	<0.1
ACEPHATE	0.1	ppm	0.4	PASS	<0.1	PYRIDABEN	0.1	ppm	0.2	PASS	<0.1
ACEQUINOCYL	0.1	ppm	2	PASS	<0.1	SPINETORAM, TOTAL	0.1	ppm	1	PASS	<0.1
ACETAMIPRID	0.1	ppm	0.2	PASS	<0.1	SPINOSAD, TOTAL	0.1	ppm	0.2	PASS	<0.1
ALDICARB	0.1	ppm	0.4	PASS	<0.1	SPIROMESIFEN	0.1	ppm	0.2	PASS	<0.1
AZOXYSTROBIN	0.1	ppm	0.2	PASS	<0.1	SPIROTETRAMAT	0.1	ppm	0.2	PASS	<0.1
CHLORMEQUAT CHLORIDE	0.1	ppm	1	PASS	<0.1	SPIROXAMINE	0.1	ppm	0.2	PASS	<0.1
BIFENAZATE	0.1	ppm	0.2	PASS	<0.1	TEBUCONAZOLE	0.1	ppm	0.4	PASS	<0.1
BIFENTHRIN	0.1	ppm	0.2	PASS	<0.1	THIACLOPRID	0.1	ppm	0.2	PASS	<0.1
CARBARYL	0.1	ppm	0.2	PASS	<0.1	THIAMETHOXAM	0.1	ppm	0.2	PASS	<0.1
COUMAPHOS	0.1	ppm	1	PASS	<0.1	TRIFLOXYSTROBIN	0.1	ppm	0.2	PASS	<0.1
CHLORPYRIFOS	0.1	ppm	0.2	PASS	<0.1	CAPTAN *	0.1	ppm	1	PASS	<0.1
DAMINOZIDE	0.1	ppm	1	PASS	<0.1	CHLORDANE *	0.1	ppm	1	PASS	<0.1
BOSCALID	0.1	ppm	0.4	PASS	<0.1	CHLORFENAPYR *	0.1	ppm	1	PASS	<0.1
CARBOFURAN	0.1	ppm	0.2	PASS	<0.1	CYFLUTHRIN *	0.1	ppm	1	PASS	<0.1
CHLORANTRANILIPROLE	0.1	ppm	0.2	PASS	<0.1	CYPERMETHRIN *	0.1	ppm	1	PASS	<0.1
CLOFENTEZINE	0.1	ppm	0.2	PASS	<0.1	METHYL PARATHION *	0.1	ppm	0.2	PASS	<0.1
DIAZINON	0.1	ppm	0.2	PASS	<0.1	MGK-264 *	0.1	ppm	0.2	PASS	<0.1
DICHLORVOS	0.1	ppm	1	PASS	<0.1	PENTACHLORONITROBENZENE *	0.1	ppm	1	PASS	<0.1
DIMETHOATE	0.1	ppm	0.2	PASS	<0.1						
DIMETHOMORPH	0.1	ppm	1	PASS	<0.1	Weight:					
ETHOPROPHOS	0.1	ppm	0.2	PASS	<0.1	0.5282g					
ETOFENPROX	0.1	ppm	0.4	PASS	<0.1	Analysis Method : SOP.T.40.104.NY, SOP.T30.104.NY and SOP.T.40.154.NY					
ETOXAZOLE	0.1	ppm	0.2	PASS	<0.1	Analyzed Date : 01/22/24 08:42:04					
FENHEXAMID	0.1	ppm	1	PASS	<0.1						
FENOXYCARB	0.1	ppm	0.2	PASS	<0.1	Weight:					
FENPYROXIMATE	0.1	ppm	0.4	PASS	<0.1	0.5282g					
FIPRONIL	0.1	ppm	0.4	PASS	<0.1	Analysis Method : SOP.T.40.154.NY					
FLONICAMID	0.1	ppm	1	PASS	<0.1	Analyzed Date : 01/22/24 08:46:02					
FLUDIOXONIL	0.1	ppm	0.4	PASS	<0.1						
HEXYTHIAZOX	0.1	ppm	1	PASS	<0.1						
IMAZALIL	0.1	ppm	0.2	PASS	<0.1						
IMIDACLOPRID	0.1	ppm	0.4	PASS	<0.1						
KRESOXIM METHYL	0.1	ppm	0.4	PASS	<0.1						
MALATHION	0.1	ppm	0.2	PASS	<0.1						
METALAXYL	0.1	ppm	0.2	PASS	<0.1						
METHIOCARB	0.1	ppm	0.2	PASS	<0.1						
METHOMYL	0.1	ppm	0.4	PASS	<0.1						
MEVINPHOS	0.1	ppm	1	PASS	<0.1						
NALED	0.1	ppm	0.5	PASS	<0.1						
OXAMYL	0.1	ppm	1	PASS	<0.1						



Certificate of Analysis

PASSED

Lunulata


16 Vatrano Rd
Albany, NY, 12205, US
Telephone: 6197501278
Email: eric@gmtrading.com
License # : OCM-AUCP-22-000005

Sample : AL40118007-001

Batch# : 40080HGM01
Sampled : 01/18/24 09:24 AM

Sample Size Received : 13 units
Total Amount : 1500 units
Sampling Method : SOP.T.20.010.NY

Page 4 of 6



Residual Solvents

PASSED

Solvents	LOQ	Units	Action Level	Pass/Fail	Result
DIMETHYL SULFOXIDE	750.0	ppm	5000	PASS	<750.0
1,1,1-TRICHLOROETHANE	225.0	ppm	1500	PASS	<225.0
HEXANE, TOTAL	625.0	ppm	290	PASS	<625.0
PENTANES, TOTAL	375.0	ppm	5000	PASS	<375.0
BUTANES, TOTAL	1800.0	ppm	5000	PASS	<1800.0
XYLENES, TOTAL	250.0	ppm	2170	PASS	<250.0
1,2-DICHLOROETHANE	0.5	ppm	5	PASS	<0.5
PROPANE	900.0	ppm	5000	PASS	<900.0
METHANOL	125.0	ppm	3000	PASS	<125.0
ETHANOL	125.0	ppm	5000	PASS	<125.0
ETHYL ETHER	125.0	ppm	5000	PASS	<125.0
ACETONE	125.0	ppm	5000	PASS	<125.0
2-PROPANOL	125.0	ppm	5000	PASS	<125.0
ACETONITRILE	125.0	ppm	410	PASS	<125.0
DICHLOROMETHANE	125.0	ppm	600	PASS	<125.0
ETHYL ACETATE	125.0	ppm	5000	PASS	<125.0
BENZENE	0.5	ppm	2	PASS	<0.5
N-HEPTANE	125.0	ppm	5000	PASS	<125.0
TOLUENE	125.0	ppm	890	PASS	<125.0
CHLOROFORM	0.5	ppm	60	PASS	<0.5

Weight:
0.02458g

Analysis Method : SOP.T.40.044.NY
Analyzed Date : 01/23/24 16:35:46



Certificate of Analysis

PASSED



Lunulata


Sample : AL40118007-001

16 Vatrano Rd
Albany, NY, 12205, US
Telephone: 6197501278
Email: eric@gmtrading.com
License # : OCM-AUCP-22-000005

Batch# : 40080HGM01
Sampled : 01/18/24 09:24 AM
Sample Size Received : 13 units
Total Amount : 1500 units
Sampling Method : SOP.T.20.010.NY

Page 5 of 6

 Microbial PASSED						 Mycotoxins PASSED					
Analyte	LOQ	Units	Result	Pass / Fail	Action Level	Analyte	LOQ	Units	Result	Pass / Fail	Action Level
TOTAL AEROBIC BACTERIA	100	CFU/g	100	PASS	10000	AFLATOXIN G2	0.003	ppm	<0.003	PASS	0.02
TOTAL YEAST AND MOLD	100	CFU/g	<100	PASS	1000	AFLATOXIN G1	0.003	ppm	<0.003	PASS	0.02
ESCHERICHIA COLI SHIGELLA SPP			Not Present	PASS		AFLATOXIN B2	0.003	ppm	<0.003	PASS	0.02
SALMONELLA SPECIES			Not Present	PASS		AFLATOXIN B1	0.003	ppm	<0.003	PASS	0.02
ASPERGILLUS TERREUS			Not Present	PASS		OCHRATOXIN A+	0.010	ppm	<0.010	PASS	0.02
ASPERGILLUS NIGER			Not Present	PASS		TOTAL AFLATOXINS (B1, B2, G1, G2)	0.003	ppm	<0.003	PASS	0.02
ASPERGILLUS FLAVUS			Not Present	PASS							
ASPERGILLUS FUMIGATUS			Not Present	PASS		Weight:					
						0.5282g					
Weight:						Analysis Method :					
1.05g						SOP.T.30.104.NY, SOP.T.40.104.NY					
Analysis Method :						SOP.T.30.104.NY, SOP.T.40.104.NY					
SOP.T.40.058A.NY, SOP.T.40.058B.NY, SOP.T.40.208.NY						Analized Date :					
Analized Date :						01/22/24 08:46:49					
01/19/24 11:43:04											

 Heavy Metals PASSED					
Metal	LOQ	Units	Result	Pass / Fail	Action Level
ANTIMONY	0.1000	ug/g	<0.1000	PASS	120
ARSENIC	0.1000	ug/g	<0.1000	PASS	1.5
CADMIUM	0.1000	ug/g	<0.1000	PASS	0.5
CHROMIUM	1.0000	ug/g	<1.0000	PASS	1100
COPPER	1.0000	ug/g	1.3523	PASS	300
LEAD	0.1000	ug/g	<0.1000	PASS	0.5
MERCURY	0.0100	ug/g	<0.0100	PASS	3
NICKEL	0.1000	ug/g	0.1220	PASS	20
Weight:					
0.5324g					
Analysis Method :					
SOP.T.30.084.NY, SOP.T.40.084.NY					
Analized Date :					
01/19/24 15:57:01					

This Kaycha Labs Certification shall not be reproduced, unless in its entirety, without written approval from Kaycha Labs. The results relate only to the material or product analyzed. ND=Not Detected, ppm=Parts Per Million, ppb=Parts Per Billion, RSD=Relative Standard Deviation. Limit of Detection (LOD) and Limit Of Quantitation (LOQ) are terms used to describe the smallest concentration that can be detected and reliably measured by an analytical procedure, respectively. Action Levels are State determined thresholds based on 9 New York Codes, Rules and Regulations (NYCRR) Part 130 and Cannabis Law. The Measurement of Uncertainty (MU) error is available from the lab upon request. The "Decision Rule" for pass/fail does not include the MU. Any calculated totals may contain rounding errors.

Erica Troy
Lab Director

NY Permit # OCM-CPL-2022-00006
ISO 17025 Accreditation # 97164

Signature
01/25/24



1 Winners Circle
Albany, NY, 12205, US
(833) 465-8378

Kaycha Labs

10pk Good Morning Gummies
NA
Matrix : Edible
Type: Gummy



Certificate of Analysis

PASSED

Lunulata

16 Vatrano Rd
Albany, NY, 12205, US
Telephone: 6197501278
Email: eric@gmtrading.com
License # : OCM-AUCP-22-000005

Sample : AL40118007-001

Batch# : 40080HGM01
Sampled : 01/18/24 09:24 AM
Sample Size Received : 13 units
Total Amount : 1500 units
Sampling Method : SOP.T.20.010.NY

Page 6 of 6

Water Activity

PASSED

Homogeneity

PASSED

Analyte	LOQ	Units	Result	P/F	Action Level
Water Activity	0.10	aw	0.61	PASS	0.85

Weight:
0.7596g
Analysis Method : SOP.T.40.019
Analyzed Date : 01/19/24 16:01:09

Analyte	LOQ	Units	Pass/Fail	Result	Action Level
HOM1 TOTAL THC PERCENT DIFFERENCE	0.01	%	PASS	ND	25
HOM1 TOTAL CBD PERCENT DIFFERENCE	0.01	%	PASS	ND	25
HOM2 TOTAL THC PERCENT DIFFERENCE	0.01	%	PASS	ND	25
HOM2 TOTAL CBD PERCENT DIFFERENCE	0.01	%	PASS	ND	25
HOM3 TOTAL THC PERCENT DIFFERENCE	0.01	%	PASS	14.29	25
HOM3 TOTAL CBD PERCENT DIFFERENCE	0.01	%	PASS	5.88	25
HOM4 TOTAL THC PERCENT DIFFERENCE	0.01	%	PASS	14.29	25
HOM4 TOTAL CBD PERCENT DIFFERENCE	0.01	%	PASS	5.88	25
HOM5 TOTAL THC PERCENT DIFFERENCE	0.01	%	PASS	ND	25
HOM5 TOTAL CBD PERCENT DIFFERENCE	0.01	%	PASS	ND	25

Analysis Method : SOP.T.30.031.NY, SOP.T.40.031.NY
Analyzed Date : 01/22/24 16:44:39

Homogeneity testing is performed utilizing High Performance Liquid Chromatography with UV detection in accordance with F.S. Rule 64ER20-39.

This Kaycha Labs Certification shall not be reproduced, unless in its entirety, without written approval from Kaycha Labs. The results relate only to the material or product analyzed. ND=Not Detected, ppm=Parts Per Million, ppb=Parts Per Billion, RSD=Relative Standard Deviation. Limit of Detection (LOD) and Limit Of Quantitation (LOQ) are terms used to describe the smallest concentration that can be detected and reliably measured by an analytical procedure, respectively. Action Levels are State determined thresholds based on 9 New York Codes, Rules and Regulations (NYCRR) Part 130 and Cannabis Law. The Measurement of Uncertainty (MU) error is available from the lab upon request. The "Decision Rule" for pass/fail does not include the MU. Any calculated totals may contain rounding errors.

Erica Troy
Lab Director

NY Permit # OCM-CPL-2022-00006
ISO 17025 Accreditation # 97164

Signature
01/25/24