

Khaliji

Loops of Arabia



SAMPLES

LOOPS | SAMPLES | MIDI

Contents

Introduction	3
Grooves List	4
Kontakt Setup.....	7
User Interface (Main View)	8
Upper Section.....	9
Lower Section	10
User Interface (Mixer View).....	11
The Mixer	12
Volume Control.....	12
Solo/Mute	13
EQ.....	13
Pitch (Tuning).....	13
Master Section	14
Transient Designer	15
Master EQ	15
Master Compressor	16
Master Compressor	16
Automation	17
Multi-Out.....	18
About Us	19
Mission Statement	19
Refund Policy	19
Contact Us.....	20

Introduction

Khaliji Loops of Arabia - Infuse the sound of Arabia into your music.

Take your listeners on an adventure to the Arabian peninsula with Khaliji “Loops of Arabia”. From Saudi Arabia, Oman, UAE, Qatar, Bahrain, Kuwait, Iraq and Yemen, “Loops of Arabia” has over 70 styles to choose from.

14 GB of uncompressed sound for you to mix and create with. Based on real multi-track loops, you can now hit a key and the style of your choice will automatically sync to your project in any variation you want!

So we began our Khaliji journey with “Drums of Arabia”, next stop “Loops of Arabia”.

Product Specifications:

- More than 70 styles from all over Arabia and growing!
- New Engine and interface
- Stereo out & multi-out versions
- 14 GB size Uncompressed
- 24 bit, 48khz
- Requires Kontakt 6.3.2 and above

Programmed by the Omani music producer Ahmed Almusawi.
www.ahmedalmusawi.com

Grooves List

Khaliji loops of Arabia is an Arabian percussion Multitrack loops instrument, with more than 70 style and growing!

Bellow in the Table you will find all available styles and other info.

Note:Make sure that you enter a tempo close to the original in your daw so you can listen to the groove as natural as possible.

Style Name	Tempo	Meter	Country of Origin
Ayala Emarati	120	4/4	UAE
Emarati Bandari 1	160	4/4	UAE
Emarati Bandari 2	166	4/4	UAE
Emarati Bandari 3	162	3/4	UAE
Emarati Bandari 4	142	4/4	UAE
Harbi	148	4/4	UAE
M3alaya 1	110	4/4	UAE
M3alaya 2	118	4/4	UAE
Sha3bi Emarati 1	166	4/4	UAE
Sha3bi Emarati 2	160	4/4	UAE
Chobi	86	4/4	Iraq
Gorgina	108	10/16	Iraq
Haj3	103	2/4	Iraq
Hewa 1	100	4/4	Iraq
Hewa 2	104	4/4	Iraq
Hewa 3	110	4/4	iraq
Jnoobi	164	4/4	Iraq
Rob3	164	4/4	Iraq
Sharh iraqi	88	2/4	Iraq
3ashoori	180	3/4	Bahrain
Arabi 1	160	4/4	Gulf
Arabi 2	170	4/4	Gulf
Bandari	170	3/4	Gulf
Basta	164	4/4	Bahrain

Style Name	Tempo	Meter	Country of Origin
Dazza	126	4/4	Kuwait
Lewa 1	120	4/4	Kuwait
Lewa 2	120	4/4	Kuwait
Magrebi	110	4/4	Gulf
Mroba3	100	4/4	Bahrain
Najdi	85	3/4	Kuwait
Nubi	190	3/4	Gulf
Qadri Bahri	188	3/4	Kuwait
Rhumba 1	140	4/4	Gulf
Rhumba 2	138	4/4	Gulf
Rhumba Major	180	4/4	Gulf
Samri 1	184	3/4	Gulf
Samri 2	180	3/4	Gulf
Samri Hindi	190	3/4	Gulf
Sattati	170	3/4	Kuwait
Swahli	143	3/4	Kuwait
Sout Khayali	130	3/4	Gulf
Sout Shami	160	4/4	Gulf
Tambura	112	4/4	Kuwait
Bar3a	110	4/4	Oman
Buzalaf	115	4/4	Oman
Daan	112	4/4	Oman
Maled	168	3/4	Oman
Mdeema	164	3/4	Oman
Razha	120	4/4	Oman
Wattayah	115	4/4	Oman
idreesi	115	4/4	Oman
Ardha Bahria	198	3/4	Saudi Arabia
Ardha Najdiah 1	90	3/4	Saudi Arabia
Ardha Najdiah 2	180	3/4	Saudi Arabia

Style Name	Tempo	Meter	Country of Origin
Atbah 1	110	2/4	Saudi Arabia
Atbah 2	131	3/4	Saudi Arabia
Atbah 3	94	2/4	Saudi Arabia
Atbah 4	110	4/4	Saudi Arabia
Dosari 1	96	2/4	Saudi Arabia
Dosari 2	148	3/4	Saudi Arabia
Khbaiti 1	157	4/4	Saudi Arabia
Khbaiti 2	170	4/4	Saudi Arabia
Khbaiti 3	156	4/4	Saudi Arabia
Khbaiti 4	148	4/4	Saudi Arabia
Khbaiti 5	136	4/4	Saudi Arabia
Khbaiti 6	124	3/4	Saudi Arabia
Khwaizaani 1	186	3/4	Saudi Arabia
Khwaizaani 2	114	4/4	Saudi Arabia
Khwaizaani 3	150	3/4	Saudi Arabia
Khwaizaani 4	95	2/4	Saudi Arabia
Rayeh 1	160	4/4	Saudi Arabia
Rayeh 2	142	3/4	Saudi Arabia
Sheela Janoobia	96	4/4	Saudi Arabia
Yanb3awi	134	4/4	Saudi Arabia
Geiyah	105	4/4	Yemen
Lewa Hadhrami	170	3/4	Yemen
Rhumba Adani 1	140	4/4	Yemen
Rhumba Adani 2	144	4/4	Yemen
Rhumba Adani 3	148	4/4	Yemen
Sharh	160	3/4	Yemen

Kontakt Setup

To load the instruments, you are required to have the full version of Kontakt 6.3.2

You can browse your stored samples folder in the **File** section of Kontakt. For loading an individual Groove, go to the **Instruments** folder and choose the particular instrument that you want to load.



User Interface (Main View)

We have designed a new UI for Khaliji Loops of Arabia and our future instruments.

It has all the necessary controls that you will require to make the sound of the Arabian Percussion in the way it's meant to be applied.



Upper Section

In the upper section you find the effects control with the Amount Knob and on/off buttons.

The available effects are:

Lo-Fi

Flanger

Phaser

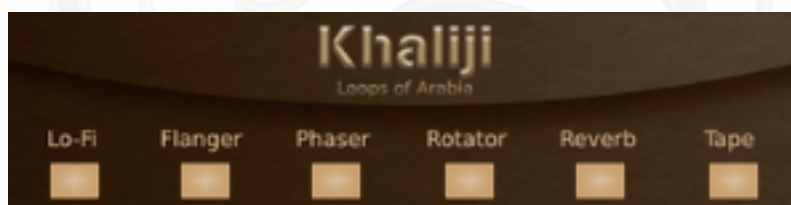
Rotator

Reverb

Tape Saturation



You can switch on the effects by pressing the button on top of wanted effect.



Use the knob to add in the effect by taste. Turn it to the right for more effect and to the left for less.




Lower Section

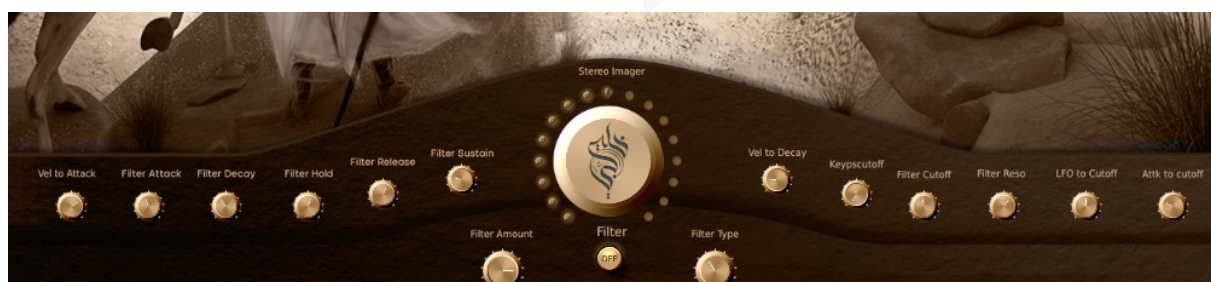


The big knob in the center for the UI is the Stereo image, this was a popular request by most of our costumers.

You can widen your stereo field by turning the knob to the right. Add to taste.



The lower section is the filter. You can switch the filter on by pressing the button, and tweak the knobs till you get the effect you want.



User Interface (Mixer View)

The second the is the mixer tab, we designed it from the ground up to accommodate the needs of our concept.



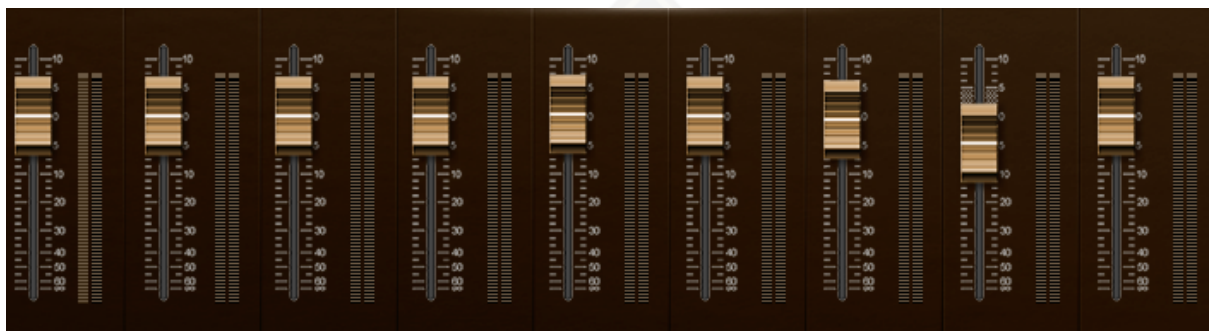
The Mixer

The main section of this page is the mixer section with the faders and knobs. Each channel strip has a pitch knob and 3 band eq with gain ad freq, a fader for volume control and a solo mute buttons.



Volume Control

You can control the volume of each instruments by moving the faders of the required instrument.



Solo/Mute

The mute and solo buttons does what exactly you think it does, however the behavior of the solo & mute buttons are a-little bit different than usual duo the scrip capability.



EQ

The Eq section has three bands controls for each instrument:

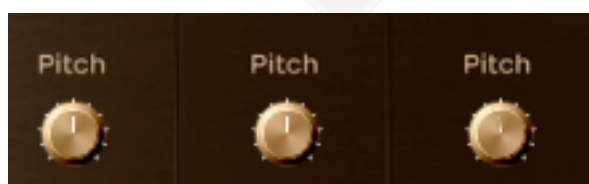
- High
- Mid
- Low

Each band has 2 knobs a gain and frequency controls.



Pitch (Tuning)

The upper section has a pitch knob and it is a powerful knob coz it can dramatically change the sound of the instrument and tune some instruments to the key of the song if needed.



Master Section

The Right section is the mastering section and it's divided by three sections:

- Transient Designer
- Master EQ
- Master Buss Compressor



Transient Designer

The upper part is the transient designer and you can control the attack and sustain of the whole mix.



Master EQ

The middle section is the master eq and it was designed to behave like an ssl eq, with 4 bands you can take control and change the sound and mix your percussion section to your song as you see fit.

The eq 4 bands are:

- High
- High mid
- Low mid
- Low

With Gain, Frequency selection control on all bands and Q width on the mid section.



Master Compressor

The lower section is a SSL style master compressor with threshold, ratio, attack, release, makeup gain and mix knob for parallel compression.



Master Compressor


The keyboard color is a visual aid to help you identify each section of the Loop,

- The Red keys are the intro Variations
- The Blue keys are the main loop Variations
- The Green keys are the fills Variations



Automation

You can control any parameter with your MIDI hardware by clicking on the required switch and choosing learn MIDI CC and moving the knob or fader on your hardware and it will learn to control the selected parameter. After learning the parameter that you want to control, you can easily hit record on your DAW and move the selected parameter and it will record the move you made.



Multi-Out

When you are done mapping the percussion line into ur song, mix, tune and automate the parameter u want you can switch to the multi out patch in order to bounce the multitrack into waves to send them to the mix or do some additional mixing your self by using your own plugins.

You can do this in several ways depending on your daw.

Note: the master section & effects will be disabled in multi out mode.



About Us

A Samples has one of the most unique Samples, loops and midi files to be found anywhere. We work with top musicians to provide high-quality loops and samples for composers, creating unique sounds and flavour in a contemporary Arabian style. We carefully select our musicians and instruments to bring you the highest quality recordings.

With A Samples, you have instant access to the most incredible array of audio samples, loops and midi files, all recorded using the most cutting edge technology for tracks which are crystal clear and beautiful to listen to.



SAMPLES
LOOPS | SAMPLES | MIDI

Mission Statement

At A Samples, our mission is to aid in discovery. The music of the Arabian Peninsula deserves to be heard, but more than that, musicians the world over deserve the benefits of a unique culture with a proud, long-standing musical heritage.

By creating high-quality audio samples and loops for musicians, we're making it easier than ever to incorporate the music of the Arabian Peninsula into modern art. The world may not yet know the distinctive instruments and culture of the Arabian Peninsula, but the music business - from music producers to composers - is ready for the bold, tried and tested music we provide.

Refund Policy

Since our Website offers non-tangible, irrevocable goods we do not provide refunds after the product is purchased, which you acknowledge prior to purchasing any product on the Website. Please make sure that you've carefully read product description and check the video demo before making a purchase.

Contact Us

Website: www.asamples.com
E-mail: info@asamples.com

