



Khaliji

Drums of Arabia

Saudi Expansion



SAMPLES

LOOPS | SAMPLES | MIDI

Contents

1.....	5
Introduction.....	5
Instruments.....	6
Multis.....	8
MIDI Grooves.....	8
Kontakt Setup.....	9
2.....	11
Khaliji Saudi Expansion.....	11
Main Interface.....	11
Equalizer.....	12
Transient Designer.....	12
Miscellaneous Controls.....	12
3.....	13
Using Grooves.....	13
4.....	16
Quantize.....	16
Cubase Pro.....	16
Logic Pro X.....	18
5.....	21
Custom Multi Creation.....	21
6.....	23
About Us.....	23
Mission Statement.....	23
Refund Policy.....	23

1

Introduction

***Khaliji** - Infuse the sound of Arabia into your music.*

Our library contains 140 sampled percussion instruments largely from the Arabian Peninsula that are made for Kontakt 6 (full version required). The essence of these instruments can be captured by composers and producers with such incredible depth and user-friendliness for the first time in history.

Most of the instruments are made up of frame drums in various sizes, with Zeer, Ranna, Kaser, Darabuka, Mesendo, and several others. Because the producers frequently fuse an Arabian percussion ensemble with some other percussion instruments from all over the world, so we added Numerous percussion instruments from different parts of the world. This fusion of instruments by composers and producers give their **Khaliji** music a modern flavor.

With **Khaliji**, you will receive the following:

- 32 instruments
- 9 multis
- 50 MIDI grooves
- 48khz, 24 bit

Khaliji libraries are specifically made for Kontakt and offer the benefit of an easy to use interface. To get this benefit Kontakt full version, 6.7.1 or higher is required. Our mission is to create a percussion library that's as natural as possible without or very little processing to the actual samples.

Recorded and programmed by the Omani music producer Ahmed Almusawi, samples were performed by the master percussionists Salim Alras and Idris Albalushi, and recording sessions were carried out in various studios.

Instruments

The Instruments library comprises a large number of instruments that are mostly from the Arabian Gulf, Iraq, and Yemen. Some other world percussions are also added to complement these instruments' library. It ultimately provides the composers with a larger pallet for the creation of even more unique combinations.

#	Category	Instrument
1	Barashim	Barashim 1 Barashim 2
2	Dhola	Dhola 1 Dhola 2
3	Marajeef High	Marajeef High 1 Marajeef High 2 Marajeef High 3
4	Marajeef Mid	Marajeef Mid 1 Marajeef Mid 2 Marajeef Mid 3
5	Marajeef Low	Marajeef Low 1 Marajeef Low 2 Marajeef Low 3
6	Marajeef Sub	Marajeef Sub 1 Marajeef Sub 2 Marajeef Sub 3

#	Category	Instrument
---	----------	------------

7	Mrradat	Mrraddat 1 Mraddat 2
8	Tashakeel	Tashakeel 1 Tashakeel 2
9	Sagool	Sagool 1 Sagool 2 Sagool 3 Sagool Mono
10	Ras	Ras 1
11	Taboul	Tabou l1 Taboul 2 Taboul 3
12	Riq	Riq 1 Riq 2
13	Sagat	Sagat 1 Sagat 2
14	Zeer	Zeer 1 Zeer 2 Zeer 3

Multis

Because you are required to load Multis to play the MIDI files, we have created several Multis to get you started instantly. To accurately take advantage of the library, we are also encouraging you to create your own Multis and build your own kit. The list of Multis is as follows:

Multi	Number of Instruments
Stereo Out	6
Multi Out	3

MIDI Grooves

The MIDI Grooves library contains more than 50 MIDI grooves of the most popular styles. This library can help the composers to improve their productivity along with showcasing what the instruments can do, and how the instruments work together. This can help the composers to inspire music producers. The MIDI Grooves list is as follows:

Groove name	Tempo
Atbah 1	93
Atbah 2	86
Atbah 3	96
Atbah 4	88
Atbah 5	70
Atbah 6	82
Atbah 7	93
Khbaiti 1	180
Khbaiti 2	140
Khbaiti 3	157
Khbaiti 4	144
Khbaiti 5	168
Khbaiti 6	170
Khbaiti 7	184
Khbaiti 8	160
Khbaiti 9	156
Khbaiti 10	150
Khbaiti 11	160

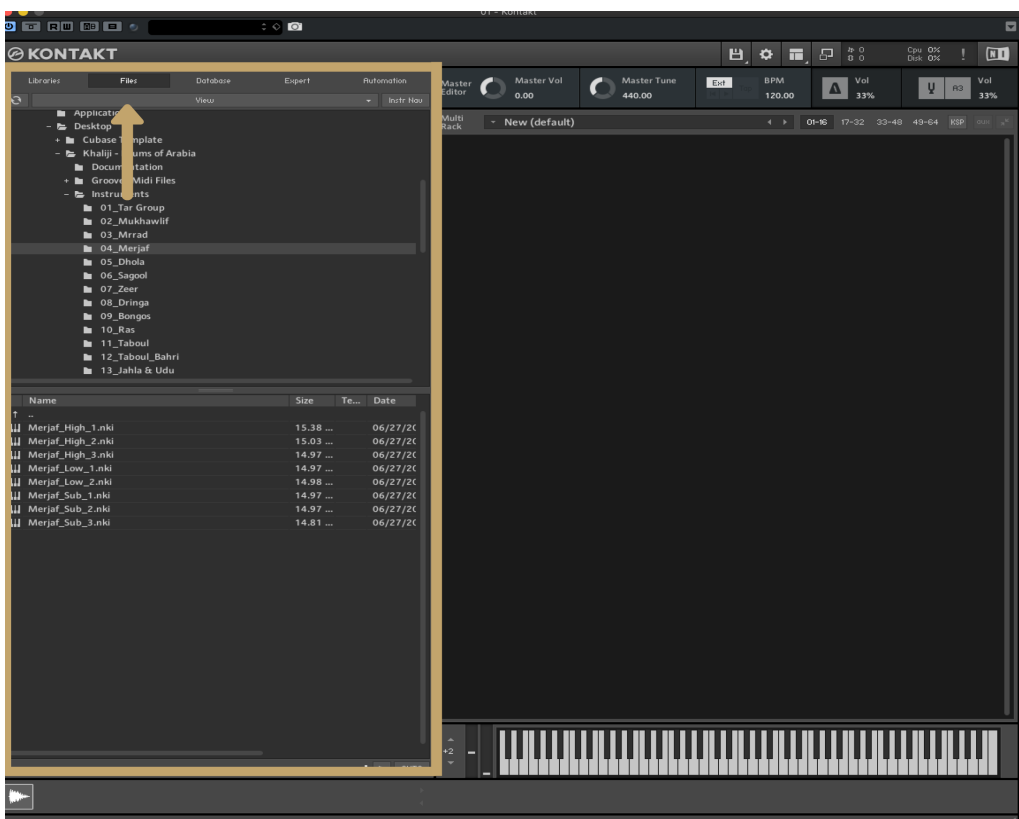
Khbaiti 3/4 _1	142
Khbaiti 3/4 _2	135
Khbaiti 3/4 _3	150
Khbaiti 3/4 _4	136
Khbaiti 3/4 _5	134
Khbaiti 3/4 _6	143
Khbaiti 3/4 _7	130
Dosari 1	110
Dosari 2	106
Dosari 3	116
Dosari 4	120
Dosari 5	120
Dosari 6	120
Khwaizaani 1	116
Khwaizaani 2	120
Khwaizaani 3	114
Khwaizaani 4	95
Khwaizaani 5	124
Khwaizaani 6	114

Ardhah 1	180
Ardhah 2	100
Ardhah 3	110
Ardhah 4	90
Ardhah 5	198
Khatwa	80
Majroor 1	126
Majroor 2	130
Rayeh	80
Samri 1	100
Samri 2	88
Yanba'awi 1	134
Yanba'awi 2	115

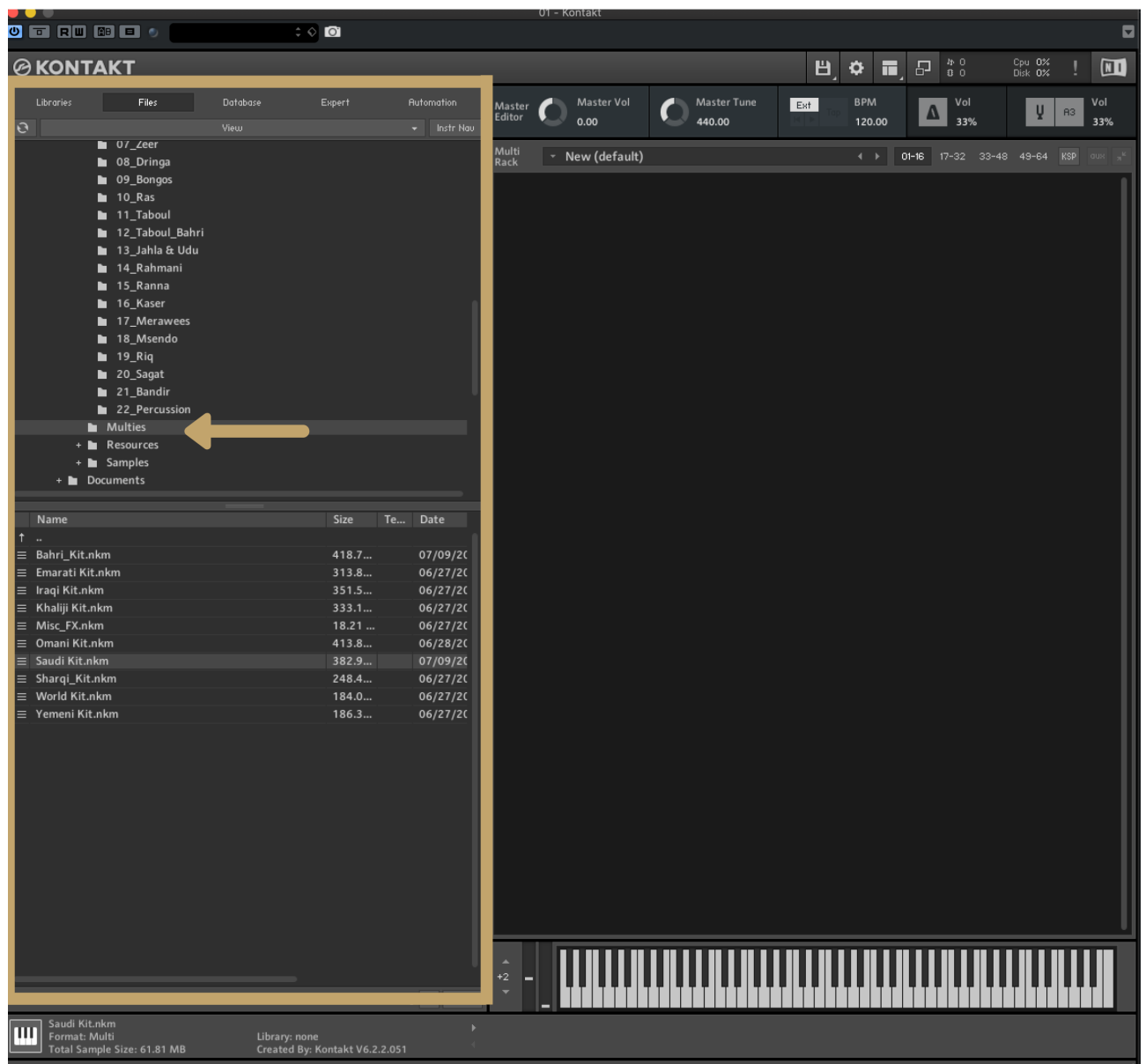
Kontakt Setup

To load the instruments, you are required to have the full version of **Kontakt 6.7.1**.

You can browse your stored samples folder in the **File** section of Kontakt. For loading an individual instrument, go to the **Instruments** folder and choose the particular instrument that you want to load.



If you want to load a Multi, browse to the **Multis** folder and you can choose your favorite Multi from the folder.



Khaliji Saudi Expansion

Main Interface

Khaliji Saudi Expansion has the necessary controls that you will require to make the sound of the Arabian Percussion in the way it's meant to be applied. To avoid your confusion, we have not added multiple controls.




Equalizer

Equalizer (EQ) is located in the lower-left section. It has 8 controls - 4 **Gain** controls on the top and 4 **Frequency** selectors on the bottom.



Transient Designer

Next to the Equalizer (EQ) is the Transient Designer. The **Transient Designer** dynamically processes a sound by shaping the sound physically. This feature of shaping the sound physically gives it another name **Transient Shaper**. It provides extensive control over the Attack and the Sustain of a sound. Our **Transient Designer** has 2 knobs - the **Attack** control on top and **Sustain** control underneath it.



Miscellaneous Controls

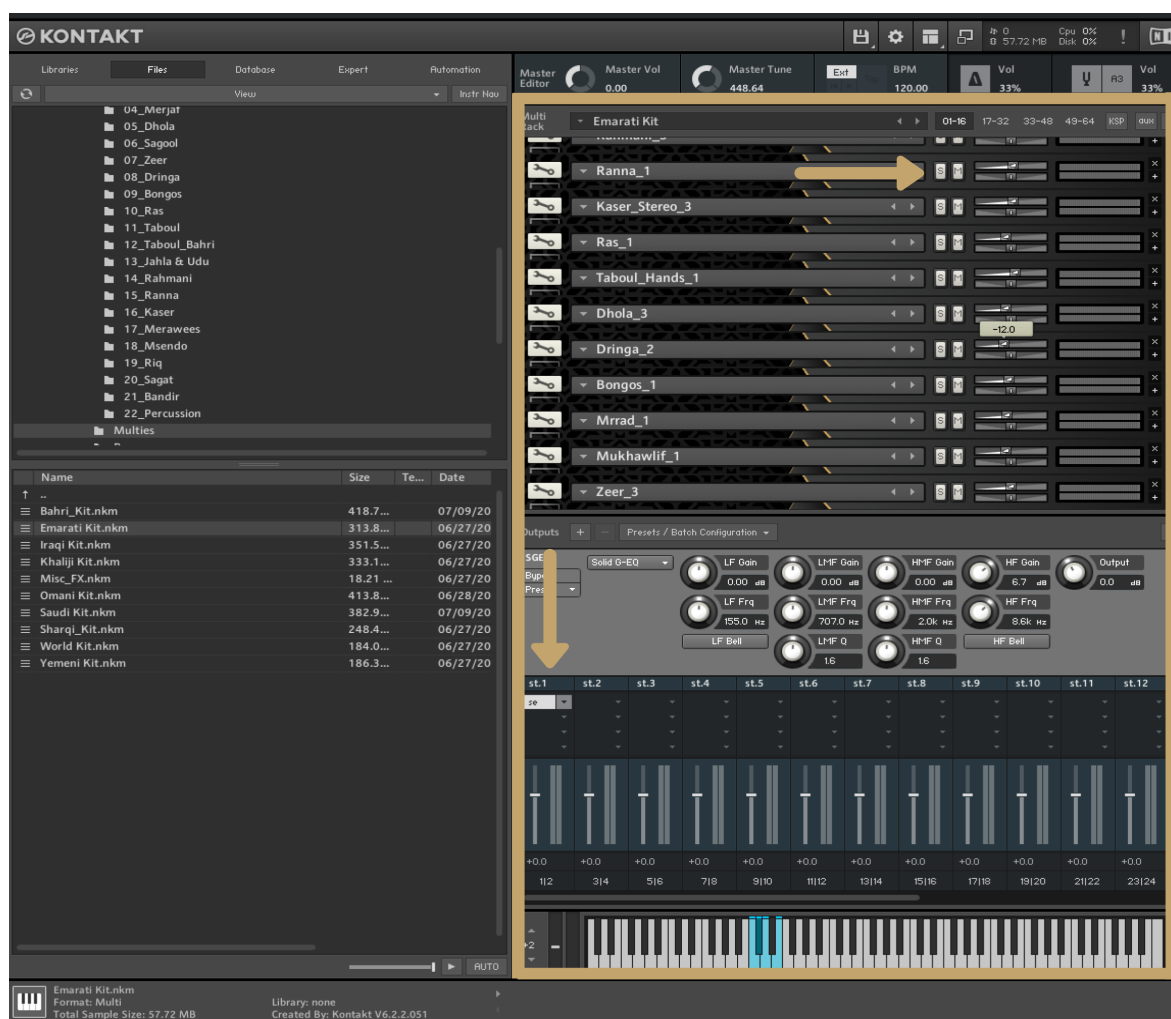
The upper section has 2 knobs. The right knob controls the **Pitch** While the left knob controls the **Volume**.



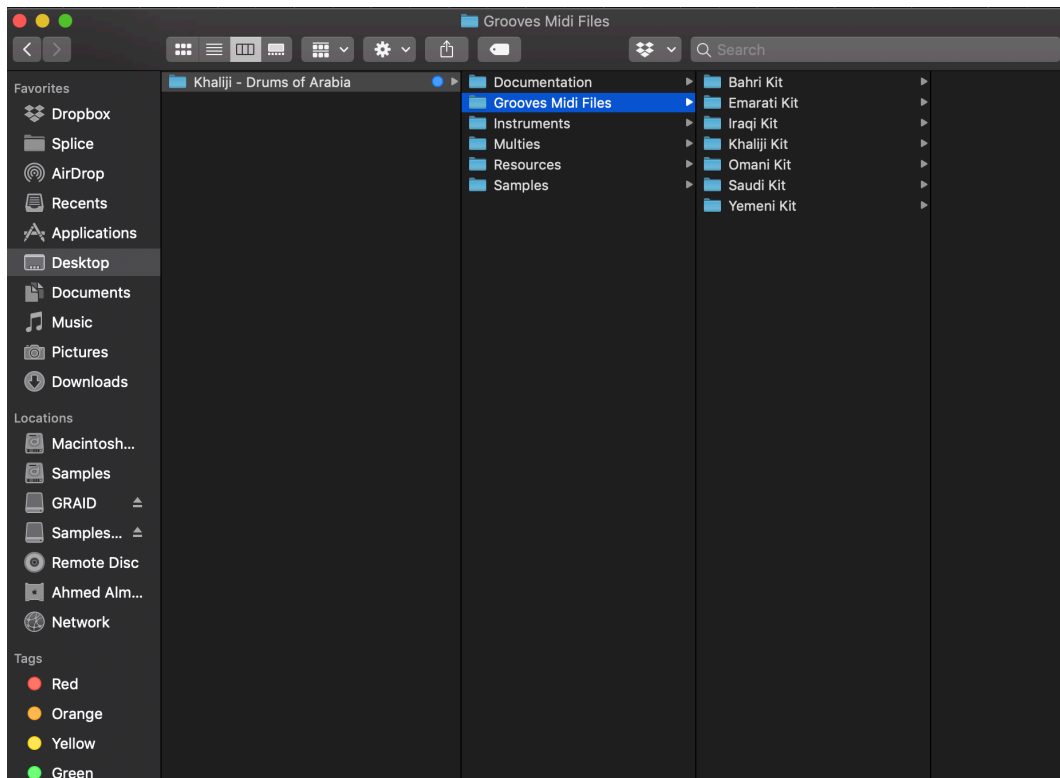
Using Grooves

Khaliji Saudi Expansion is packed with 80 Grooves MIDI files that are procured from Saudi Arabia, Oman, UAE, Bahrain, Kuwait, Qatar, Yemen, and Iraq. These files are built-in rhythms to let you start composing instantly without any delay. With Khaliji Saudi Expansion you can:

- Change the tempo or mute some instruments
- Change any instrument into a different version
- Mix the rhythm section whatever you think best by using the Equalizer, Transient Designer, Volume, Pan and Tune knobs



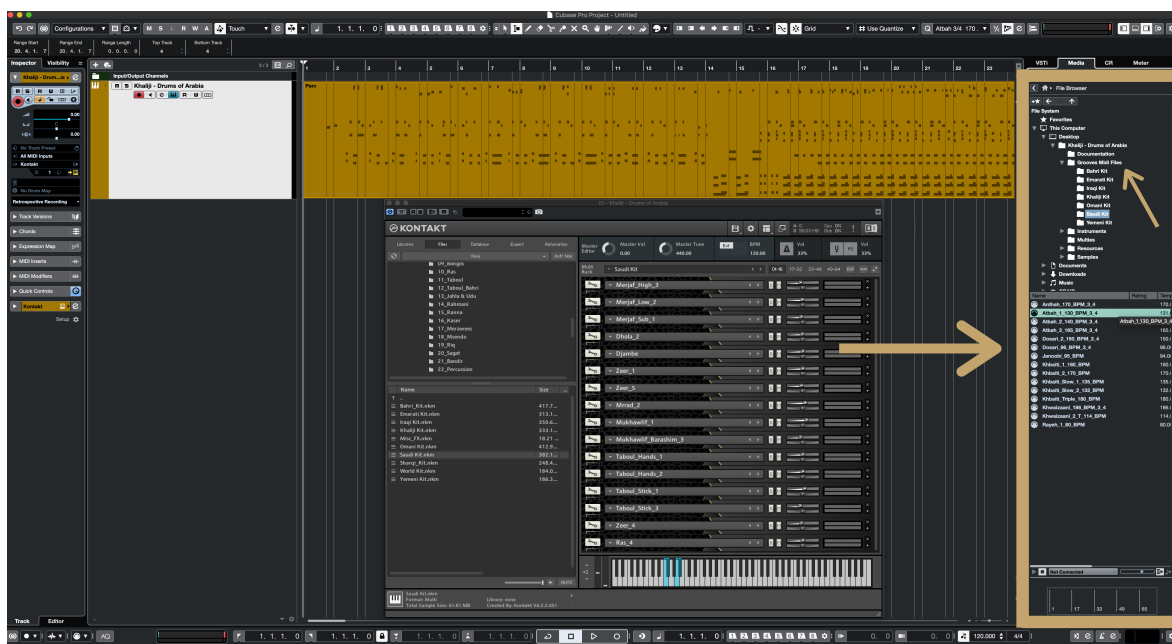
To load the MIDI files, browse to the placement of the Khaliji folder, and discover a folder with the name of Grooves Midi Files.



You will see several folders with the names of the Multis patches. To be able to listen to the style correctly, You will have to load the same multi instruments of the style that you want to apply.

For example, to load the Saudi kit, select the **Saudi Kit** folder.

Select the desired Groove and import it into your DAW or drag and drop on the Kontakt instance



And so, you have to get in the BPM Value and Meter on the style that you choose, and have fun making your desired music!

The image shows a screenshot of a music production software interface. On the right side, there is a list of tracks with columns for Name, Rating, Tempo, and Key. The track 'Atbah_1_130_BPM_3_4' is highlighted in green, and a yellow arrow points to it. Below the list, there is a 'Not Connected' status bar and a tempo control panel. The tempo control panel shows a tempo of 130.000 BPM and a time signature of 3/4. A yellow box highlights the tempo control panel, and a yellow arrow points to the tempo value.

Name	Rating	Tempo	Key
Ardhah_170_BPM_3_4		170.000	
Atbah_1_130_BPM_3_4		131.000	
Atbah_2_140_BPM_3_4		141.000	
Atbah_3_165_BPM_3_4		165.000	
Dosari_2_150_BPM_3_4		150.000	
Dosari_96_BPM_3_4		96.000	
Janoobi_95_BPM		94.000	
Khbaiti_1_160_BPM		160.000	
Khbaiti_2_170_BPM		170.000	
Khbaiti_Slow_1_135_BPM		135.000	
Khbaiti_Slow_2_132_BPM		132.000	
Khbaiti_Triple_180_BPM		180.000	
Khwaizaani_186_BPM_3_4		186.000	
Khwaizaani_2_T_114_BPM		114.000	
Rayeh_1_80_BPM		80.000	

Tempo (changes the current tempo at the project cursor position)

130.000 3/4

4

Quantize

Most of the Grooves do not possess a natural quantize to it, but they induce a swing feel to it. The standard quantizes from the DAW would not act on these Grooves.

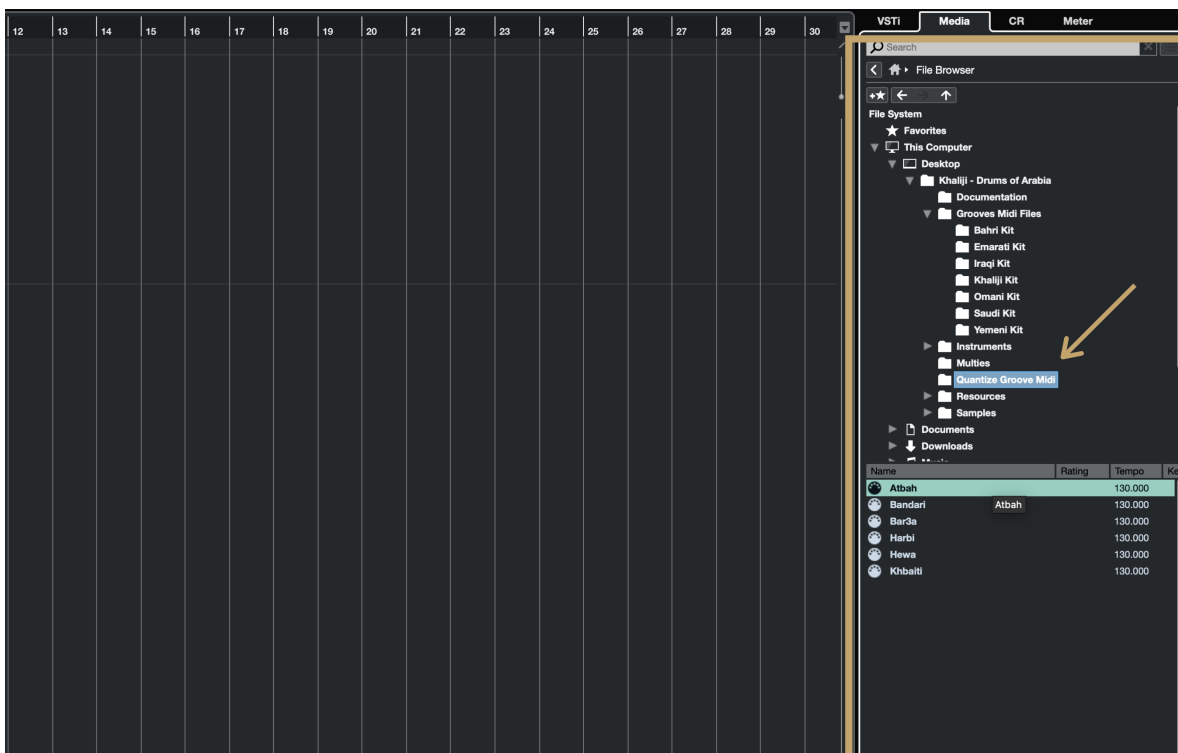
Fortunately, we have added plenty of quantizes that you can import in your DAW. This will make you start your work without any trouble.

With the purpose to import the quantize you can use any of the following:

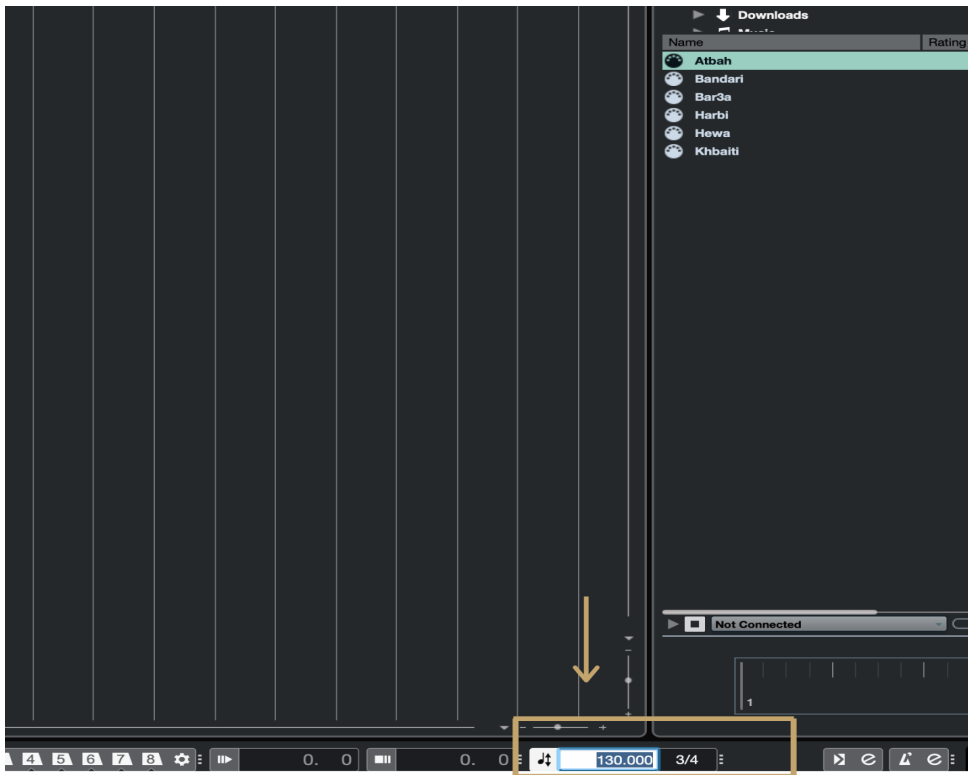
- Cubase Pro
- Logic Pro X

Cubase Pro

1. Look for the **Quantize** folder and import the MIDI into your Digital Audio Workstation (DAW).

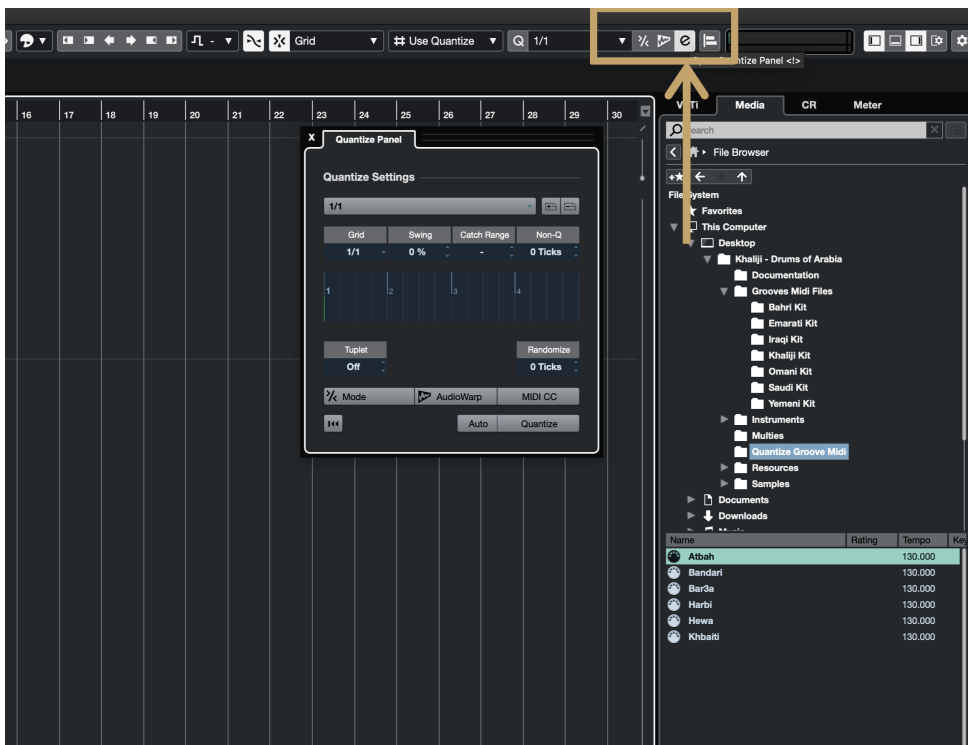


2. Enter the **Tempo** and **Meter** value as shown on the file name.



pressing the icon, open the **Quantize Panel**.

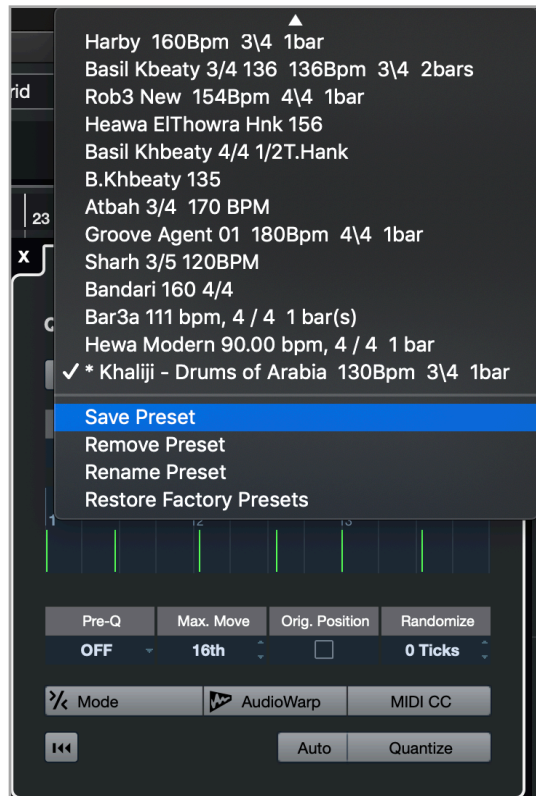
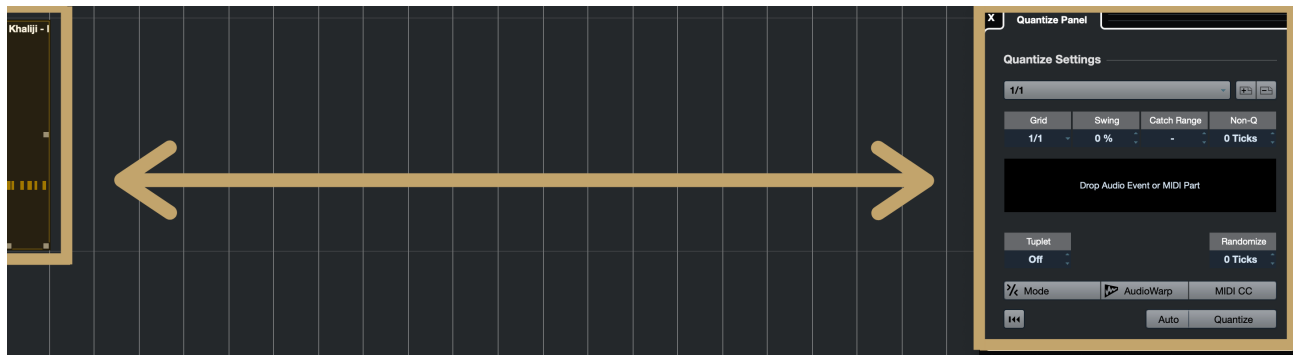
3.By



Panel.

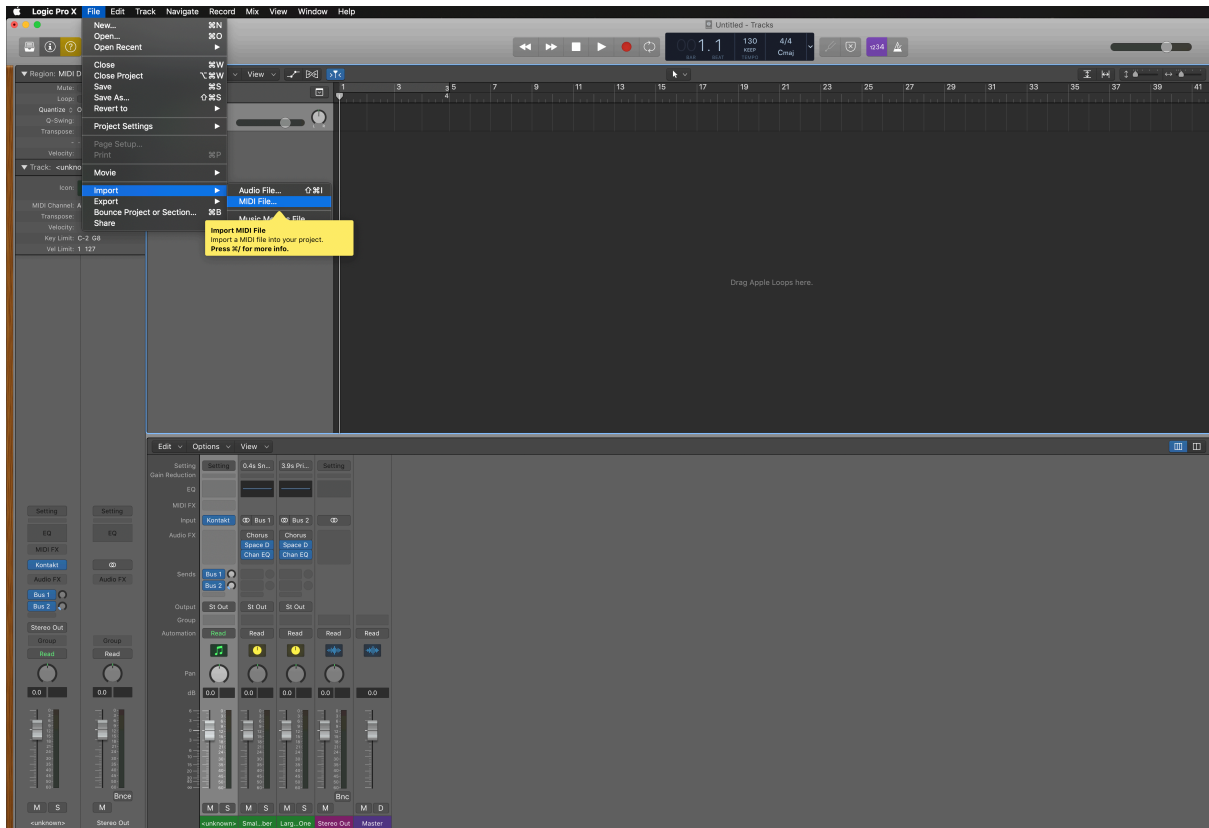
4. Drag and drop the MIDI into the **Quantize**

5. Save the preset with the name you like.

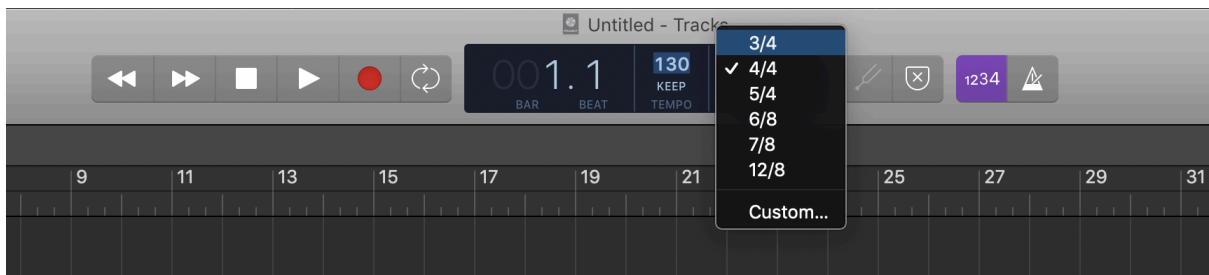


Logic Pro X

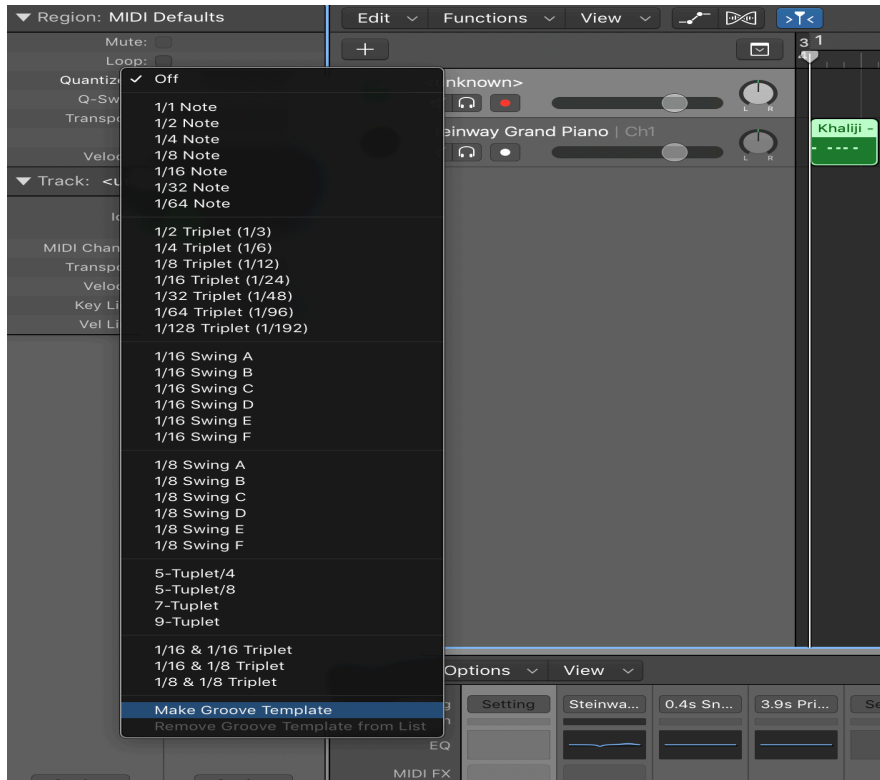
1. Find the Quantize folder and import the MIDI into your DAW. On the menu, click **File -> Import -> MIDI File**.



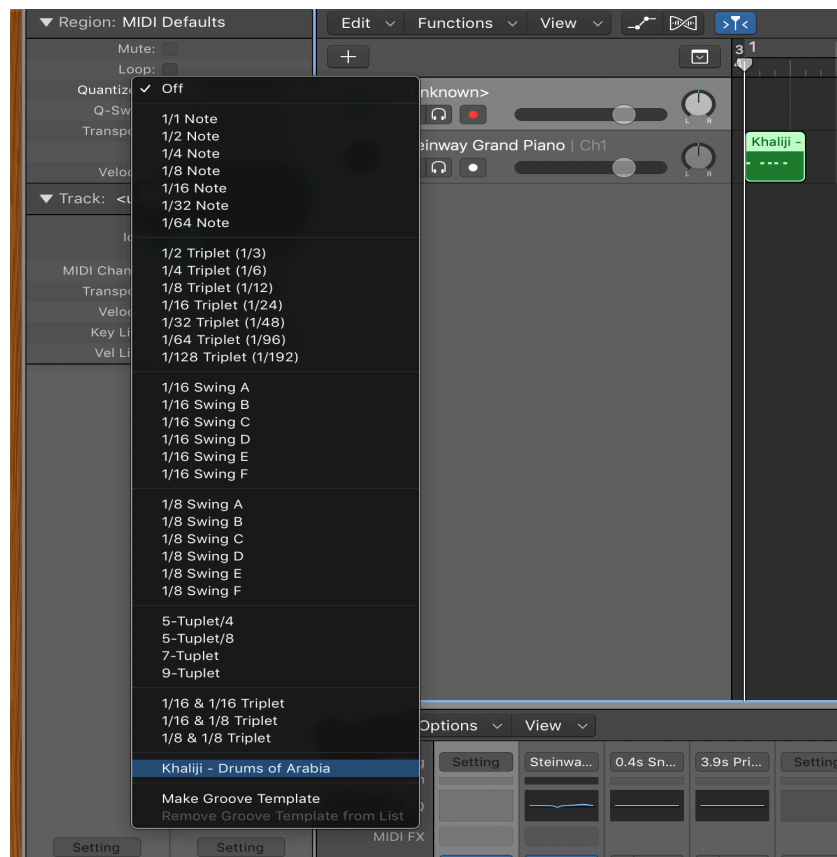
2. You can enter the **Tempo** and **Meter** value as shown on the file name.



3. Open the Quantize list and choose to **Make Groove Template**.



4. After saving, you will see the Custom Groove Quantize in the list.



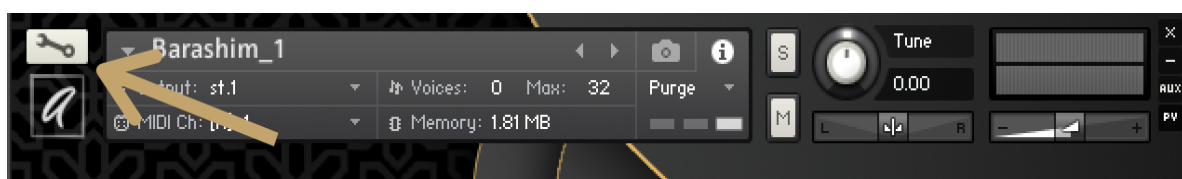
5

Custom Multi Creation

To discover more sounds, we inspire you to create your own multi. For this purpose, you are required only to add your instruments from the instrument section to Kontakt and alter all MIDI channels into MIDI CH1.



Obviously, you need to Re-Map a few keys that you consider best by pressing the **Wrench** icon in Kontakt.



Next, you need to click on **Mapping** and choose the Samples to move them to the desired Key(s).



About Us

A Samples has one of the most unique Samples, loops and midi files to be found anywhere. We work with top musicians to provide high-quality loops and samples for composers, creating unique sounds and flavour in a contemporary Arabian style. We carefully select our musicians and instruments to bring you the highest quality recordings.

With A Samples, you have instant access to the most incredible array of audio samples, loops and midi files, all recorded using the most cutting edge technology for tracks which are crystal clear and beautiful to listen to.



Mission Statement

At A Samples, our mission is to aid in discovery. The music of the Arabian Peninsula deserves to be heard, but more than that, musicians the world over deserve the benefits of a unique culture with a proud, long-standing musical heritage.

By creating high-quality audio samples and loops for musicians, we're making it easier than ever to incorporate the music of the Arabian Peninsula into modern art. The world may not yet know the distinctive instruments and culture of the Arabian Peninsula, but the music business - from music producers to composers - is ready for the bold, tried and tested music we provide.

Refund Policy

Since our Website offers non-tangible, irrevocable goods we do not provide refunds after the product is purchased, which you acknowledge prior to purchasing any product on the Website. Please make sure that you've carefully read product description and check the video demo before making a purchase.