



**Khaliji**  
Drums of Arabia



SAMPLES  
LOOPS | SAMPLES | MIDI

# **KHALIJI**

## USER GUIDE

# Contents

1.....	4
Introduction.....	4
Instruments .....	5
Multis.....	7
MIDI Grooves .....	8
Kontakt Setup .....	12
2.....	14
Khaliji Drums of Arabia .....	14
Main Interface .....	14
Equalizer .....	15
Transient Designer .....	15
Miscellaneous Controls.....	15
3.....	16
Using Grooves.....	16
4.....	19
Quantize.....	19
Cubase Pro .....	19
Logic Pro X .....	21
5.....	25
Custom Multi Creation.....	25
6.....	27
About Us .....	27
Mission Statement.....	27
Refund Policy .....	27
Contact Us .....	28
Credits.....	29



# 1

## Introduction

***Khaliji** - Infuse the sound of Arabia into your music.*

Our library contains 140 sampled percussion instruments largely from the Arabian Peninsula that are made for Kontakt 6 (full version required). The essence of these instruments can be captured by composers and producers with such incredible depth and user-friendliness for the first time in history.

Most of the instruments are made up of frame drums in various sizes, with Zeer, Ranna, Kaser, Darabuka, Mesendo, and several others. Because the producers frequently fuse an Arabian percussion ensemble with some other percussion instruments from all over the world, so we added Numerous percussion instruments from different parts of the world. This fusion of instruments by composers and producers give their **Khaliji** music a modern flavor.

With **Khaliji**, you will receive the following:

- 140 instruments
- 100 MIDI grooves
- 2GB size
- 48khz, 24 bit

**Khaliji** libraries are specifically made for Kontakt and offer the benefit of an easy to use interface. To get this benefit Kontakt full version, 6.2.2 or higher is required. Our mission is to create a percussion library that's as natural as possible without or very little processing to the actual samples.

Recorded and programmed by the Omani music producer Ahmed Almusawi, samples were performed by the master percussionists Salim Alras and Idris Albalushi, and recording sessions were carried out in various studios.



## Instruments

The Instruments library comprises a large number of instruments that are mostly from the Arabian Gulf, Iraq, and Yemen. Some other world percussions are also added to complement these instruments' library. It ultimately provides the composers with a larger pallet for the creation of even more unique combinations.

#	Category	Instrument
1	Tar Group	Barashim 1 Barashim 2 Barashim 3 Tar High Tar Low
2	Mukhawlif	Mukhawlif 1 Mukhawlif 2 Mukhawlif 3 Mukhawlif Barashim 1 Mukhawlif Barashim 2 Mukhawlif Barashim 3 Mukhawlif Barashim 4 Mukhawlif Barashim 5
3	Mrrad	Mrrad 1 Mrrad 2 Mrrad 3 Mrrad 4
4	Merjaf	Merjaf_High 1 Merjaf_High 2 Merjaf_High 3 Merjaf_Mid 1 Merjaf_Mid 2 Merjaf_Sub 1 Merjaf_Sub 2 Merjaf_Sub 3
5	Dhola	Dhola 1 Dhola 2 Dhola 3 Djambe
6	Sagool	Sagool 1 Sagool 2 Sagool 3 Sagool 4 Sagool 5 Sagool 6

7	Zeer	Zeer 1 Zeer 2 Zeer 3 Zeer 4 Zeer 5
8	Dringa	Darabuka 1 Darabuka 2 Dringa 1 Dringa 2 Dringa 3 Dringa 4 Fakhar 1 Fakhar 2 Fakhar 3
9	Bongos	Bongos 1 Bongos 2 Bongos 3 Bongos 4
10	Ras	Conga Ras 1 Ras 2 Ras 3 Ras 4 Ras 5 Ras 6 Ras 7
11	Taboul	Taboul Ayalah Taboul Hand 1 Taboul Hand 2 Taboul Stick 1 Taboul Stick 2 Taboul Stick 3
12	Taboul Bahri	Taboul Bahr 1 Taboul Bahri 2
13	Jahla & Udu	Jahla 1 jahla 2 jahla 3 jahla 4 jahla 5 Udu 1 Udu 2

<b>14</b>	Rahmani	Rahmani 1 Rahmani 2 Rahmani 3 Rahmani 4 Rahmani 5 Rahmani Large Rahmani Stick 1 Rahmani Stick 2
<b>15</b>	Rna	Rana 1 Rana 2 Rana 3 Rana 4 Rana Large
<b>16</b>	Kaser	Kaser 1 Kaser 2 Kaser 3 Kaser Stereo 1 Kaser Stereo 2 Kaser Stereo 3 Kaser Stick 1 Kaser Stick 2 Kaser Stick 3 Kaser Stick 4
<b>17</b>	Maraweess	Maraweess 1 Maraweess 2
<b>18</b>	Msendo	Msendo Lewa Msendo Mdeema Msendo Tambura Msendo Waqafi
<b>19</b>	Riq	Riq 1 Riq 2 Riq 3 Riq 4 Riq 5 Riq Hewa 1 Riq Hewa 2 Riq Mute Riq Sharqi

<b>20</b>	Sagat	Moqaa Sagat 1 Sagat 2 Sagat 3 Sagat 4
<b>21</b>	Bandir	Bandir Bass Bandir High Valencia Tar
<b>22</b>	Khashba	Kasoora 1 Kasoora 2 Kasoora 3 Khashba 1 Khashba 2
<b>23</b>	Percussion	Adhad Cajon 1 Cajon 2 Cajon 3 Castanets Claps 1 Claps 2 Clave Cowbell Guiro Guiro Large Manjoor Naal Shaker Shakere Tambourine Tanak
<b>24</b>	Misc	Booq Fanajeen Perc FX & Shacks Water Splash

# Category Instrument

## Multis

Because you are required to load Multis to play the MIDI files, we have created several Multis to get you started instantly. To accurately take advantage of the library, we are also encouraging you to create your own Multis and build your own kit. The list of Multis is as follows:

Multi	Number of Instruments	Number of Grooves
Bahri Kit	34	19
Emarati kit	24	14
Iraqi kit	27	6
Khaliji Kit	29	14
Misc FX	1	*
Omani Kit	36	31
Saudi Kit	28	20
World Kit	19	*
Sharqi lit	14	*
Yemeni Kit	14	6

## MIDI Grooves

The MIDI Grooves library contains more than 50 MIDI grooves of the most popular styles. This library can help the composers to improve their productivity along with showcasing what the instruments can do, and how the instruments work together. This can help the composers to inspire music producers. The MIDI Grooves list is as follows:

Kit name	Groove name	Tempo	Meter
Bahri kit	Ashoori	170	3/4
Bahri Kit	Basta_1	164	4/4
Bahri Kit	Basta_2	160	4/4
Bahri Kit	Lewa_Kuwaiti	112	4/4 T
Bahri Kit	Lewa_Kuwaiti	120	4/4 T
Bahri Kit	Najdi	85	6/8
Bahri Kit	Qaderi_Bahri	190	3/4
Bahri Kit	Sout_1	83	4/4 T
Bahri Kit	Sout_2	170	4/4
Bahri Kit	Ashoori_2	192	3/4
Bahri kit	Lewa_2	183	3/4
Bahri kit	Mroba3	150	3/4
Bahri kit	Tambura_2	155	3/4
Bahri kit	Maled	168	3/4
Bahri kit	Ashoori_3	180	3/4
Bahri kit	Ashoori_4	198	3/4
Bahri	Lewa_4	170	3/4

Bahri kit	Moroba3_2	150	3/4
Emarati Kit	Ayalah	118	4/4
Emarati Kit	Bandari_1	150	4/4
Emarati Kit	Bandari_2	154	4/4
Emarati Kit	Bandari_3	112	4/4 T
Emarati Kit	Bandari_4	170	4/4
Emarati Kit	Bandari_5	194	4/4
Emarati Kit	Emarati_Shabi_1	168	4/4
Emarati Kit	Emarati_Shabi_2	172	4/4
Emarati Kit	Harbi	148	3/4
Emarati Kit	M3alaya_1	112	4/4 T
Emarati Kit	M3alaya_2	210	4/4
Emarati Kit	Bandari_6	164	4/4
Emarati Kit	Emarati_4	180	4/4
Emarati Kit	M3alaya_3	108	4/4
Emarati Kit	Bar3a	110	4/4
Iraqi Kit	Hewa_1	104	4/4
Iraqi Kit	Hewa_2	107	4/4
Iraqi Kit	Hewa_3	110	4/4

Iraqi Kit	Hewa_4	105	4/4
Iraqi Kit	Rob3	164	4/4
Khaliji Kit	Dazza	190	3/4
Khaliji Kit	Magrebi	110	4/4 T
Khaliji Kit	Rhumba_1	136	4/4
Khaliji Kit	Rhumba_2	164	4/4
Khaliji Kit	Samri_1	170	3/4
Khaliji Kit	Samri_2	180	3/4
Khaliji Kit	Sattati	170	3/4
Khaliji Kit	Swahili_1	160	3/4
Khaliji Kit	Swahli_2	148	3/4
Khaliji Kit	Arabi_1	150	4/4
Khaliji Kit	Arabi_2	170	4/4
Khaliji Kit	Arabi_3	140	4/4
Khaliji Kit	Rhumba_3	130	4/4
Khaliji Kit	Rhumba_4	150	4/4
Khaliji Kit	Bandari	175	3/4
Khaliji Kit	Sharh_Iraqi	132	3/4
Khaliji Kit	Bandari_2	170	3/4
Khaliji Kit	Samri_3	86	3/4
Omani Kit	Bara'a_1	110	4/4
Omani Kit	Bara'a_2	110	4/4

Omani Kit	Bara'a_Moder n	110	4/4
Omani Kit	Buzalaf_1	115	4/4
Omani Kit	Buzalaf_2	115	4/4
Omani Kit	Doora	73	4/4
Omani Kit	Lewa_Omani_1	160	3/4
Omani Kit	Lewa_Omani_2	148	3/4
Omani Kit	Mdaar_1	130	4/4 T
Omani Kit	Mdeema_1	130	4/4 T
Omani Kit	Mdeema_2	105	4/4 T
Omani Kit	Meedan	100	4/4
Omani Kit	Maksum_Omani	120	4/4
Omani Kit	Rabooba	94	4/4
Omani Kit	Razha	110	4/4
Omani Kit	Razha Lal	110	4/4 T
Omani Kit	Sharh_Dhofari_1	170	3/4
Omani Kit	Sharh_El_Wadi	100	3/4
Omani Kit	Suhari	115	4/4
Omani Kit	Tabel_Nissa_1	146	4/4
Omani Kit	Tabel_Nissa_2	150	4/4
Omani Kit	Tambura_Omani	180	3/4
Omani Kit	Umbum	220	3/4
Omani Kit	Waileeah	144	4/4

Omani Kit	Zaar_Fast	112	4/4
Omani Kit	Zaar_Slow	90	4/4
Omani Kit	Zaffa_Omani	172	4/4
Omani Kit	Baraa_3	112	4/4
Omani Kit	Bar3a_4	114	4/4
Omani Kit	Razha_2	115	4/4
Omani Kit	Mdaar_2	190	4/4
Omani Kit	Sharh_Dhofar i_2	214	3/4
Omani Kit	Zamil	120	4/4T
Saudi Kit	Ardhah	170	3/4
Saudi Kit	Atbah_1	130	3/4
Saudi Kit	Atbah_2	140	3/4
Saudi Kit	Atbah_3	165	3/4
Saudi Kit	Dosari_1	96	3/4
Saudi Kit	Dosari_2	150	3/4
Saudi Kit	Janoobi	95	4/4
Saudi Kit	Khbaiti_1	160	4/4
Saudi Kit	Khbaiti_2	170	4/4
Saudi Kit	Khbaiti_Slow_ 1	135	4/4
Saudi Kit	Khbaiti_Slow_ 2	132	4/4
Saudi Kit	Khbaiti_Triple	180	4/4 T

Saudi Kit	Khwaizaani_1	186	3/4
Saudi Kit	Khwaizaani_2	114	4/4 T
Saudi Kit	Rayeh_1	80	4/4 T
Saudi Kit	Rayeh_2	142	3/4
Saudi Kit	Dosari_3	180	3/4
Saudi Kit	Khbaiti_4	167	4/4
Yemeni Kit	Awadi	95	3/4
Yemeni Kit	Rhumba_1	136	4/4
Yemeni Kit	Rhumba_2	148	4/4
Yemeni Kit	Sharh	160	3/4
Yemeni Kit	Rhumba_3	148	4/4
Yemeni Kit	Rhumba_4	156	4/4
Yemeni Kit	Rhumba_5	128	4/4

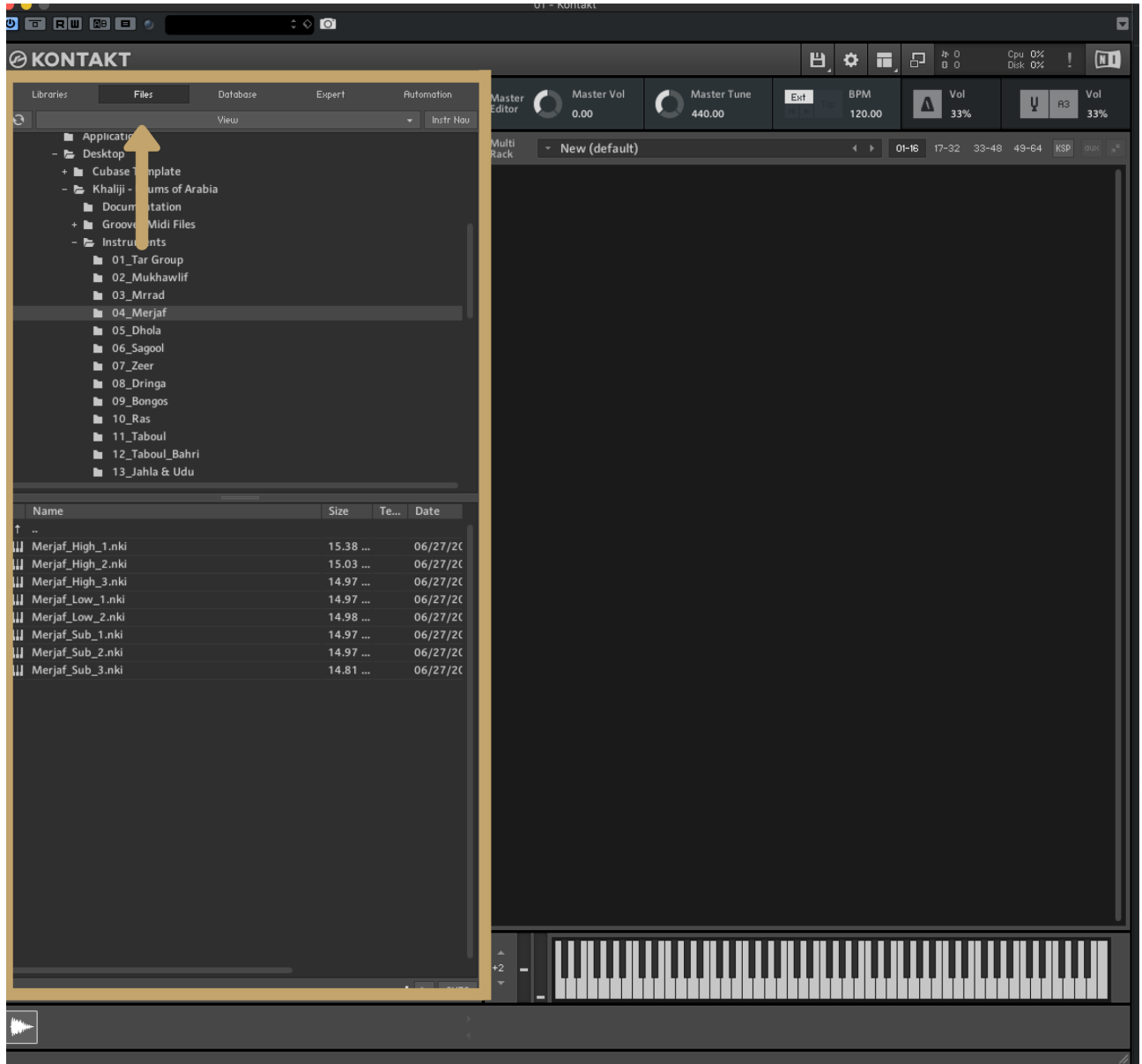




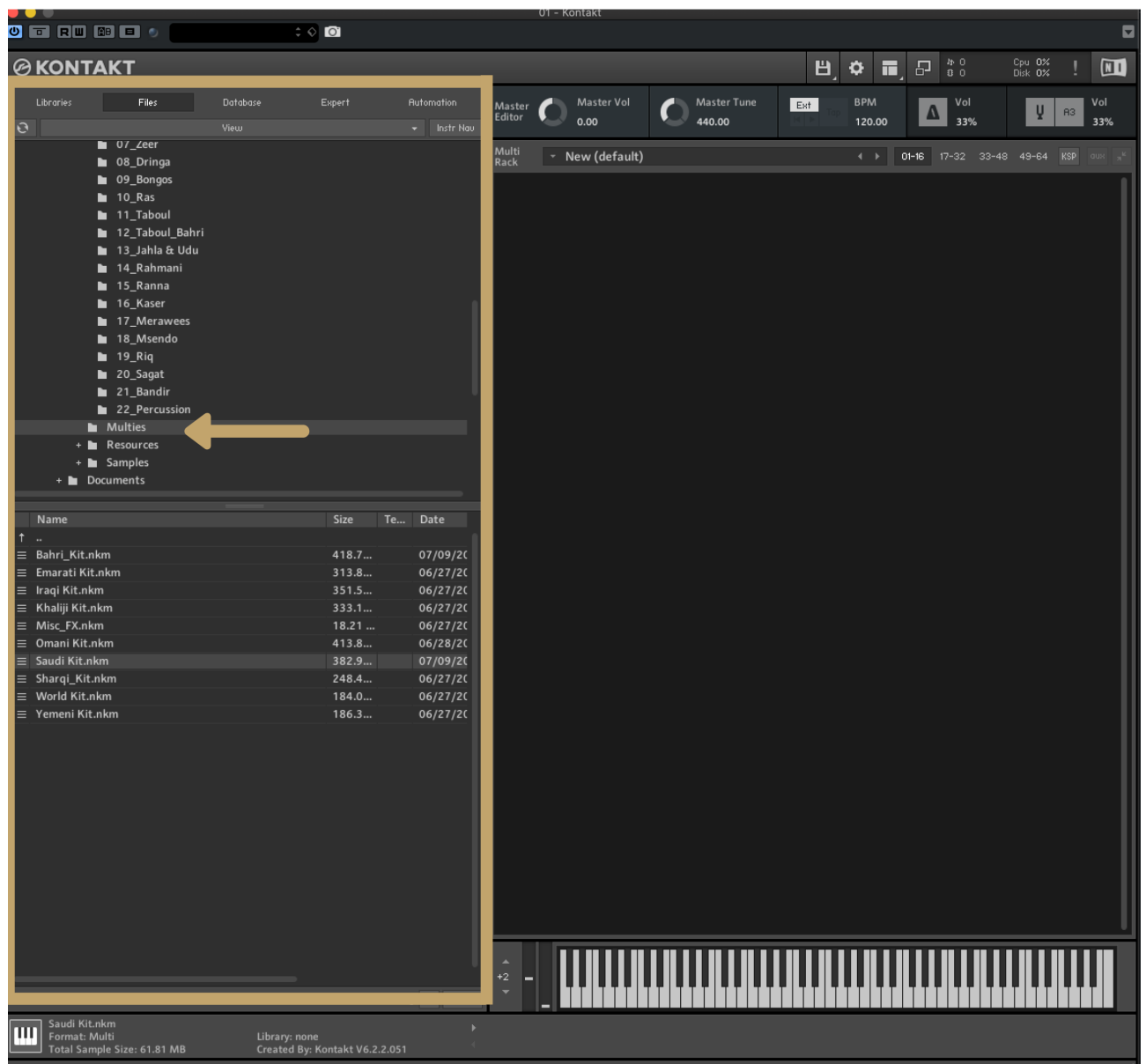
## Kontakt Setup

To load the instruments, you are required to have the full version of **Kontakt 6.2.2**.

You can browse your stored samples folder in the **File** section of Kontakt. For loading an individual instrument, go to the **Instruments** folder and choose the particular instrument that you want to load.



If you want to load a Multi, browse to the **Multis** folder and you can choose your favorite Multi from the folder.



# Khaliji Drums of Arabia

## Main Interface

**Khaliji Drums of Arabia** has the necessary controls that you will require to make the sound of the Arabian Percussion in the way it's meant to be applied. To avoid your confusion, we have not added multiple controls.



## Equalizer

**Equalizer** (EQ) is located in the lower-left section. It has 8 controls - 4 **Gain** controls on the top and 4 **Frequency** selectors on the bottom.



## Transient Designer

Next to the Equalizer (EQ) is the Transient Designer. The **Transient Designer** dynamically processes a sound by shaping the sound physically. This feature of shaping the sound physically gives it another name **Transient Shaper**. It provides extensive control over the Attack and the Sustain of a sound. Our **Transient Designer** has 2 knobs - the **Attack** control on top and **Sustain** control underneath it.



## Miscellaneous Controls

The upper section has 2 knobs. The right knob controls the **Pitch** While the left knob controls the **Volume**.

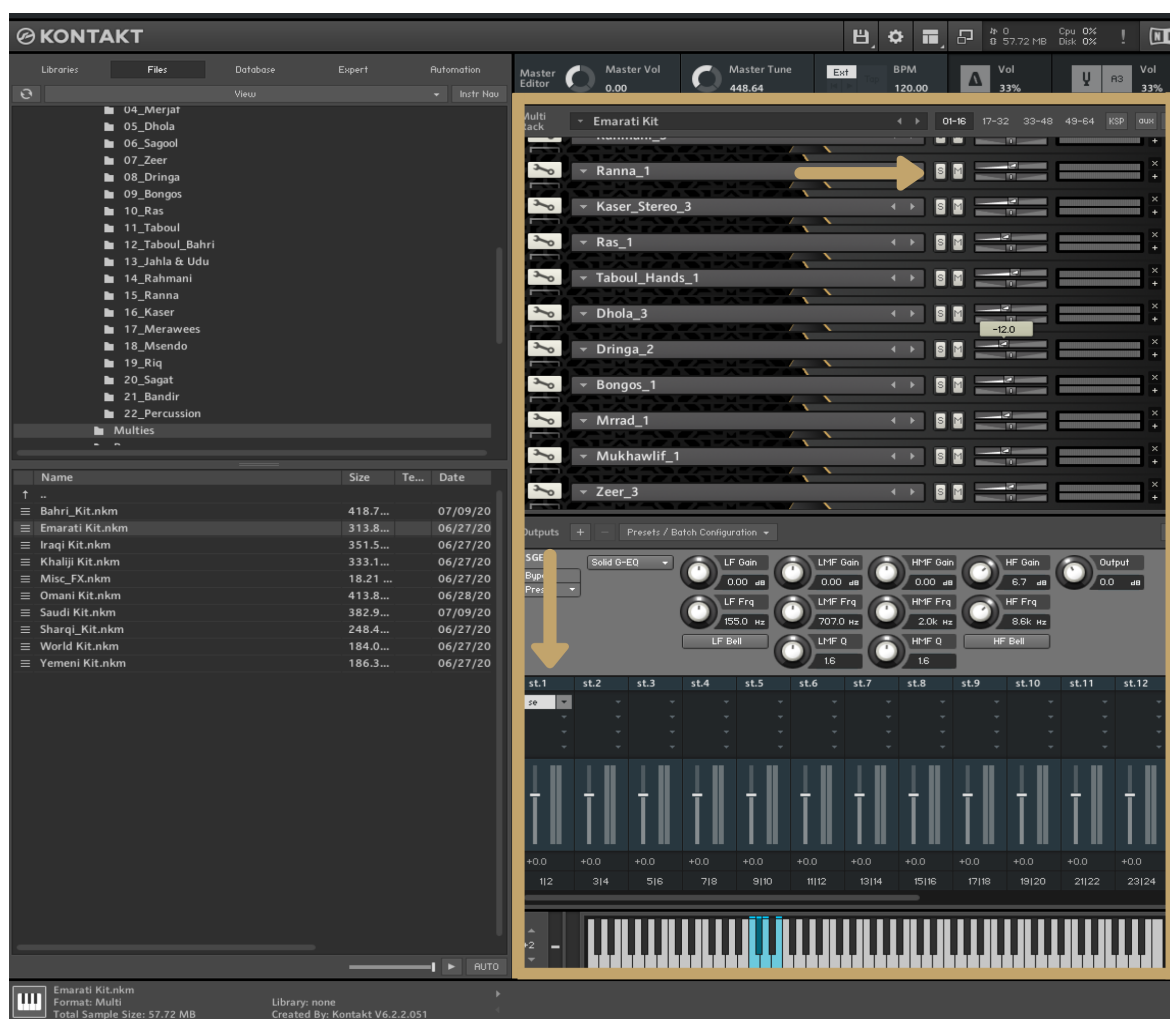


# 3

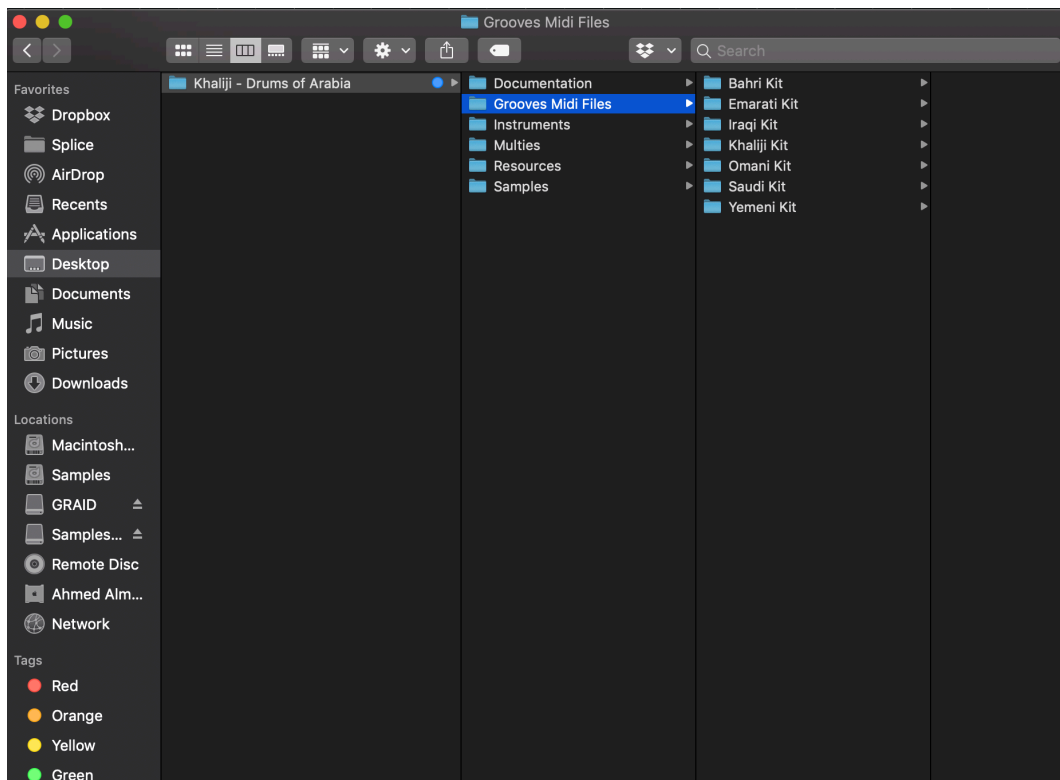
## Using Grooves

**Khaliji Drums of Arabia** is packed with 80 Grooves MIDI files that are procured from Saudi Arabia, Oman, UAE, Bahrain, Kuwait, Qatar, Yemen, and Iraq. These files are built-in rhythms to let you start composing instantly without any delay. With Khaliji Drums of Arabia you can:

- Change the tempo or mute some instruments
- Change any instrument into a different version
- Mix the rhythm section whatever you think best by using the Equalizer, Transient Designer, Volume, Pan and Tune knobs



To load the MIDI files, browse to the placement of the Khaliji folder, and discover a folder with the name 'Grooves'.

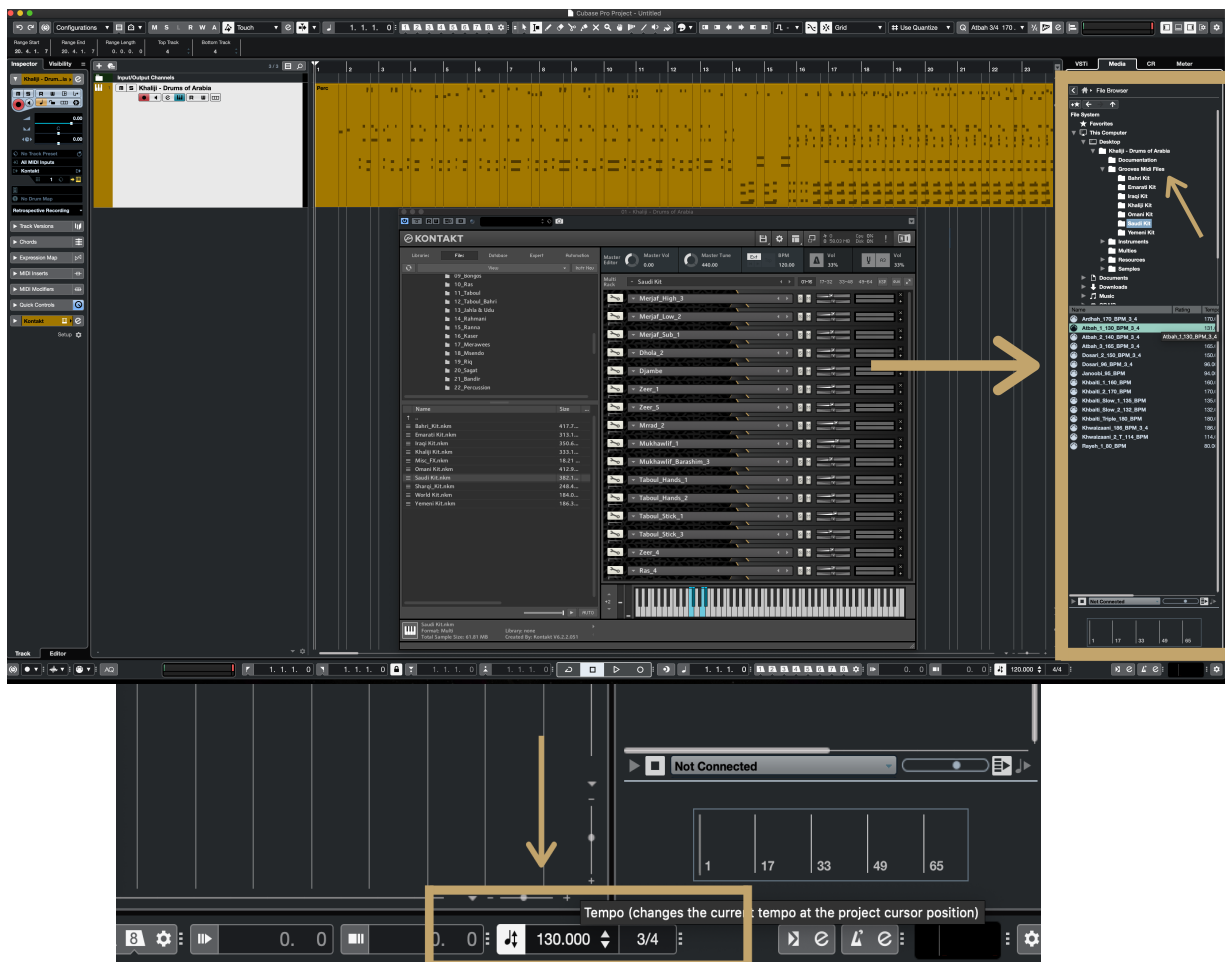


You will see several folders with the names of the Multis patches. To be able to listen to the style correctly, You will have to load the same multi instruments of the style that you want to apply.

For example, to load the Saudi kit, select the **Saudi Kit** folder.

Select the desired Groove and import it into your DAW or drag and drop on the Kontakt instance

And so, you have to get in the BPM Value and Meter on the style that you choose, and have fun making your desired music!





# 4

## Quantize

Most of the Grooves do not possess a natural quantize to it, but they induce a swing feel to it. The standard quantizes from the DAW would not act on these Grooves.

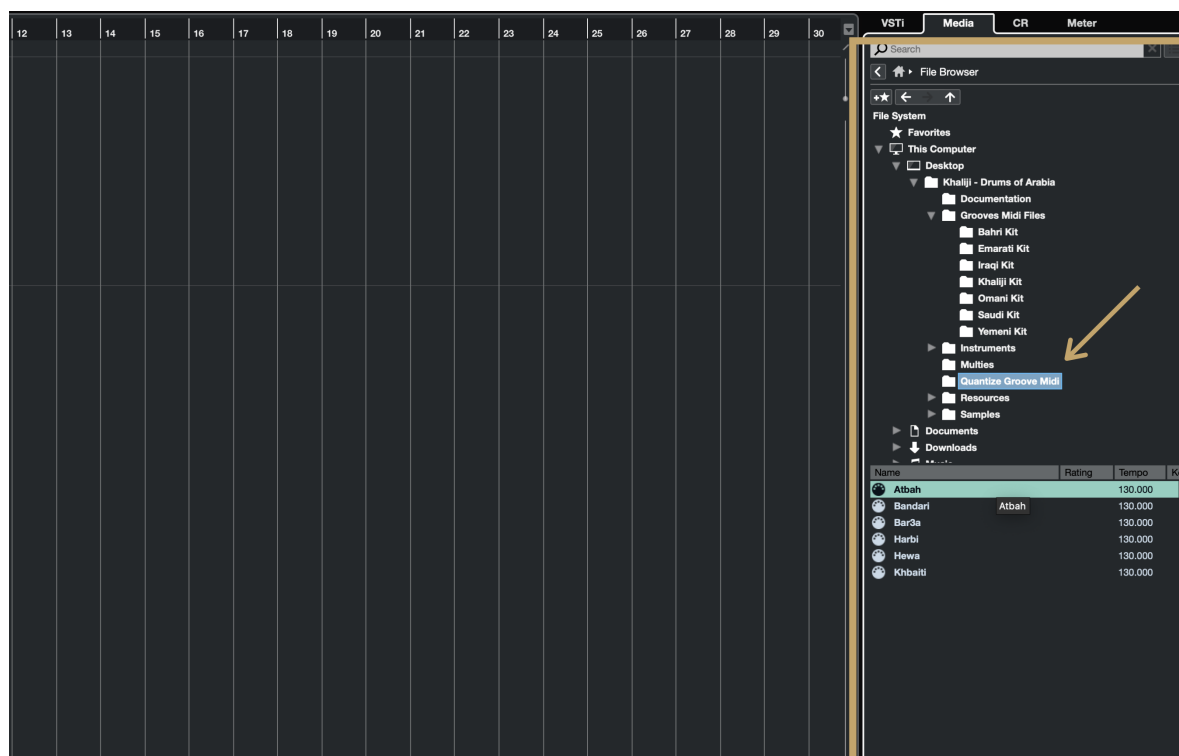
Fortunately, we have added plenty of quantizes that you can import in your DAW. This will make you start your work without any trouble.

With the purpose to import the quantize you can use any of the following:

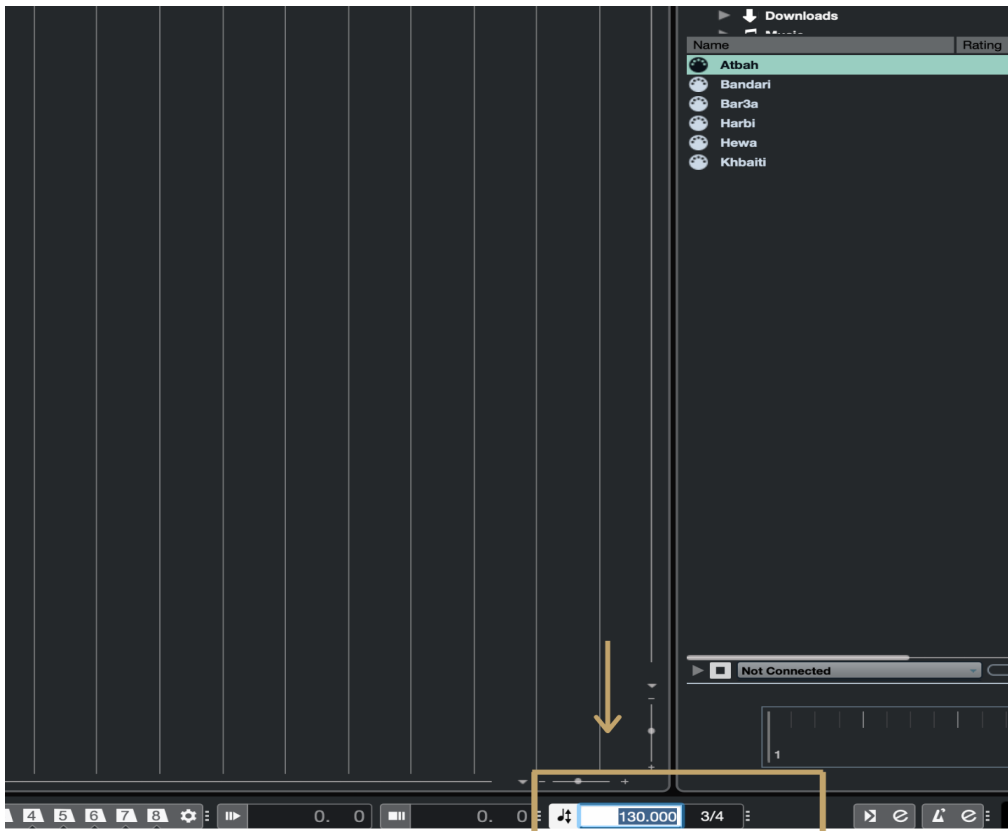
- Cubase Pro
- Logic Pro X

### Cubase Pro

1. Look for the **Quantize** folder and import the MIDI into your Digital Audio Workstation (DAW).

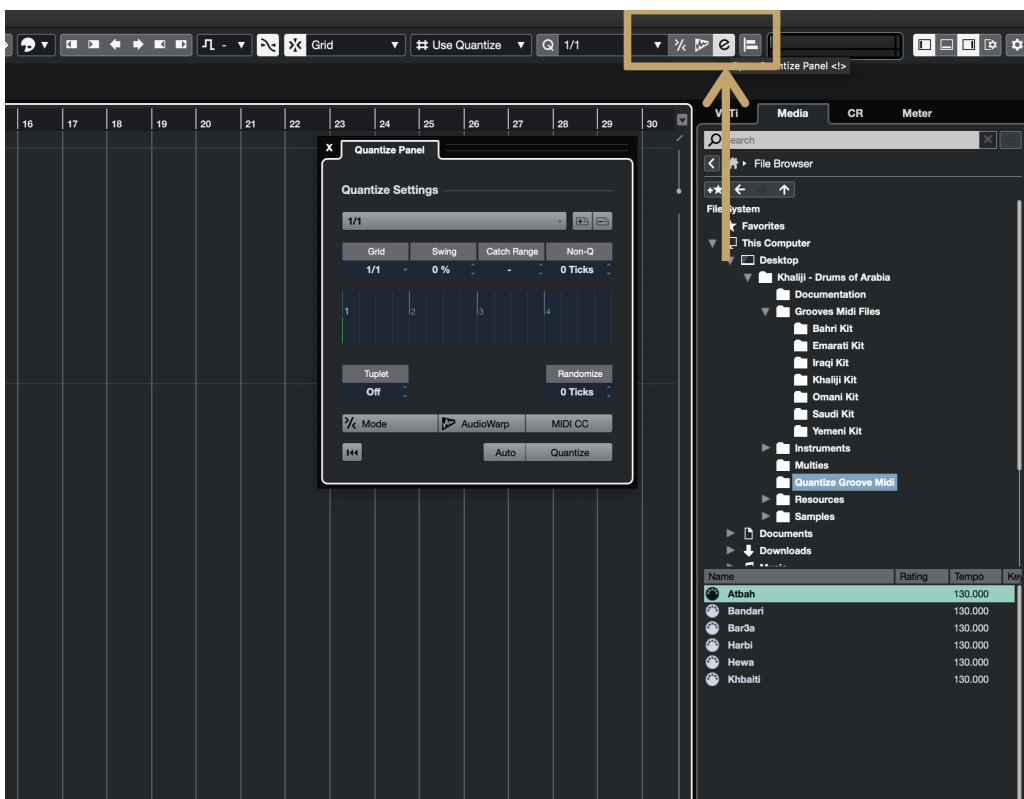


2. Enter the **Tempo** and **Meter** value as shown on the file name.

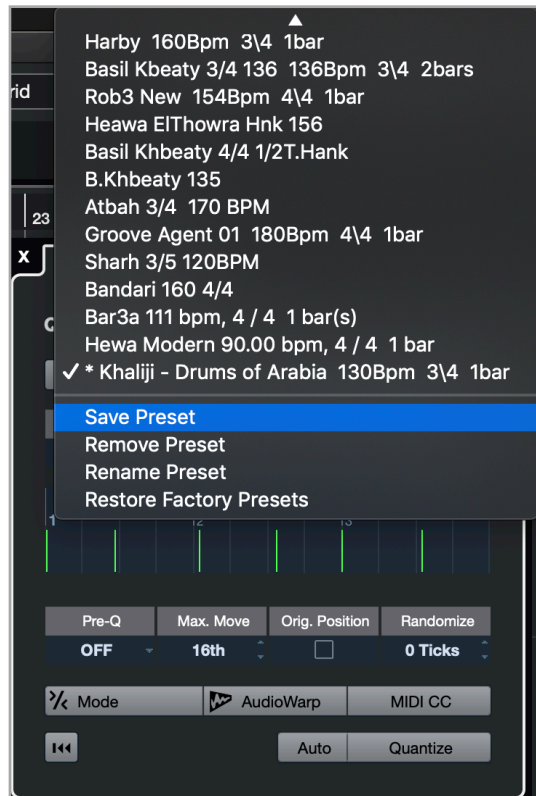
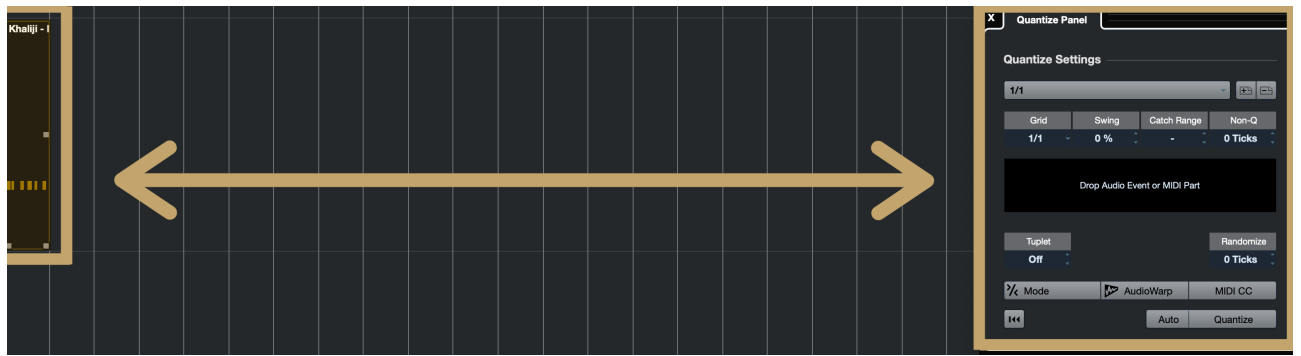


3.By

pressing the icon, open the **Quantize Panel**.

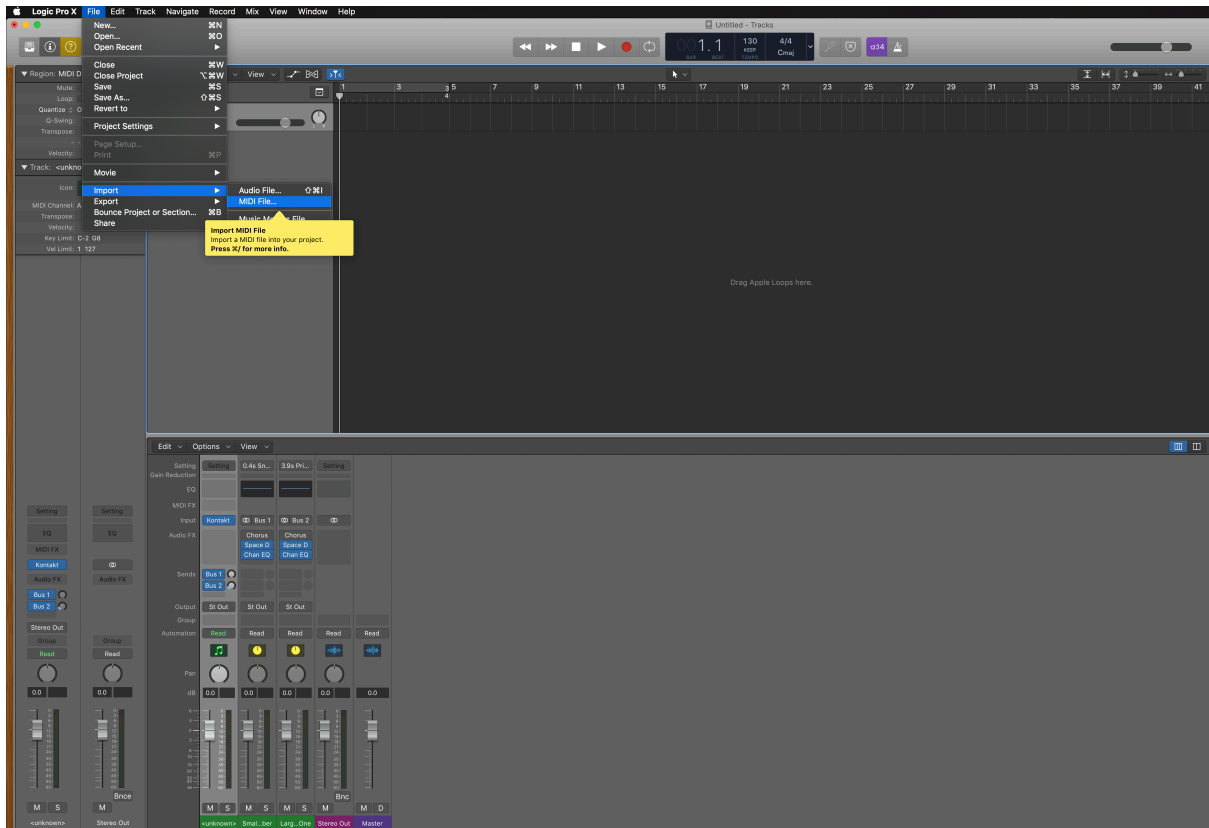


4. Drag and drop the MIDI into the **Quantize Panel**.

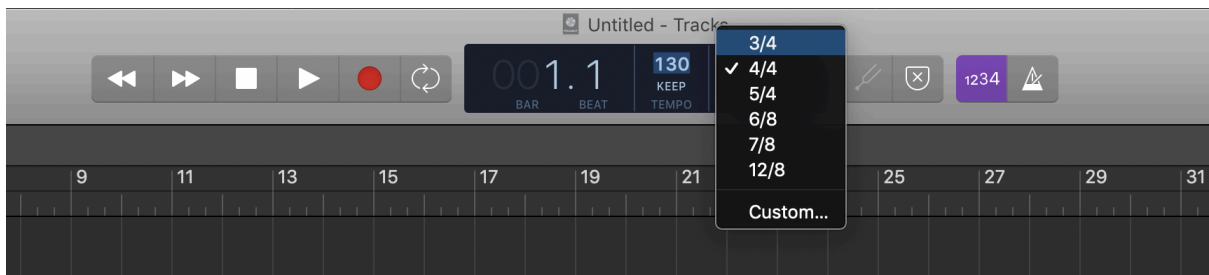


## Logic Pro X

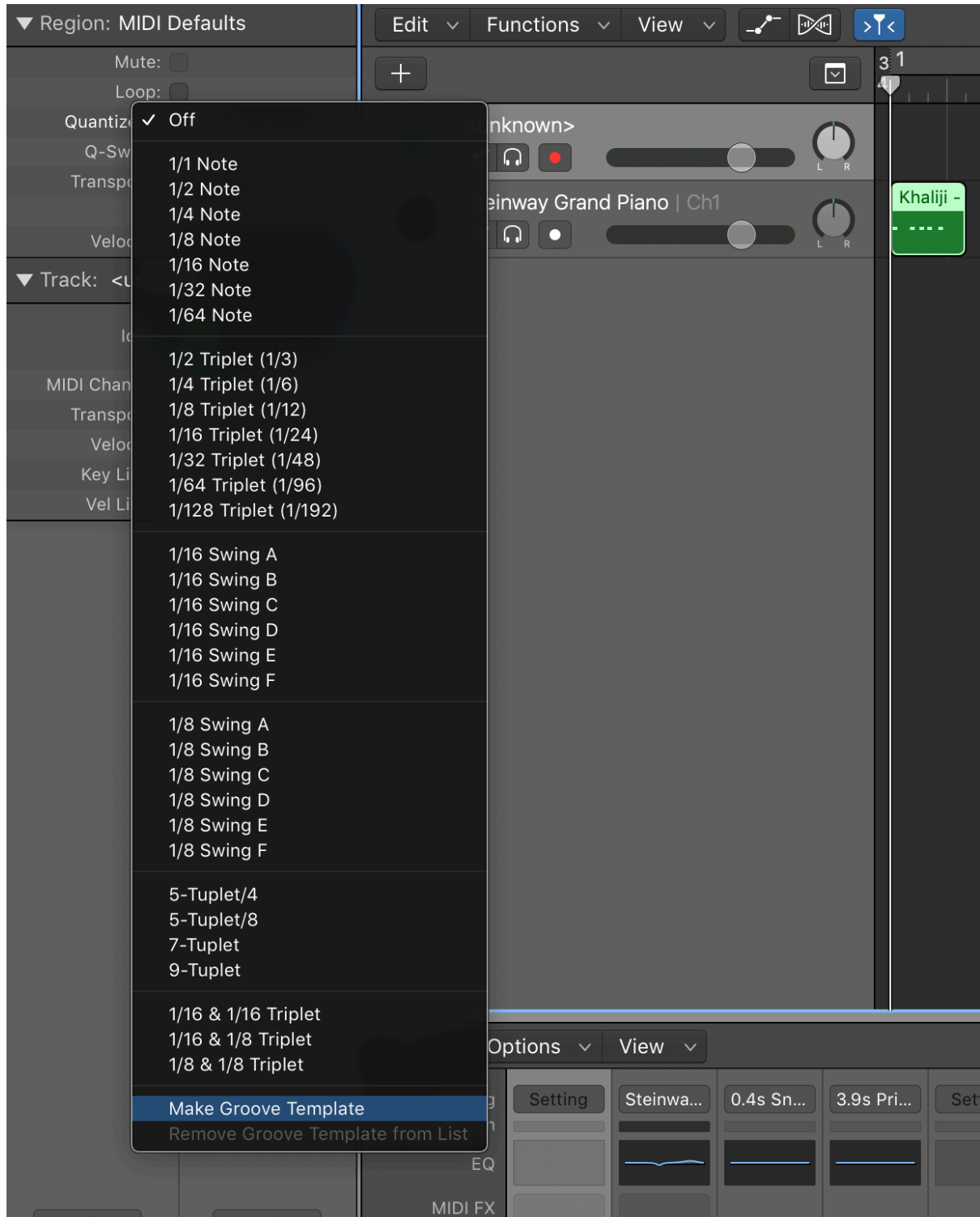
1. Find the Quantize folder and import the MIDI into your DAW.  
On the menu, click **File -> Import -> MIDI File**.



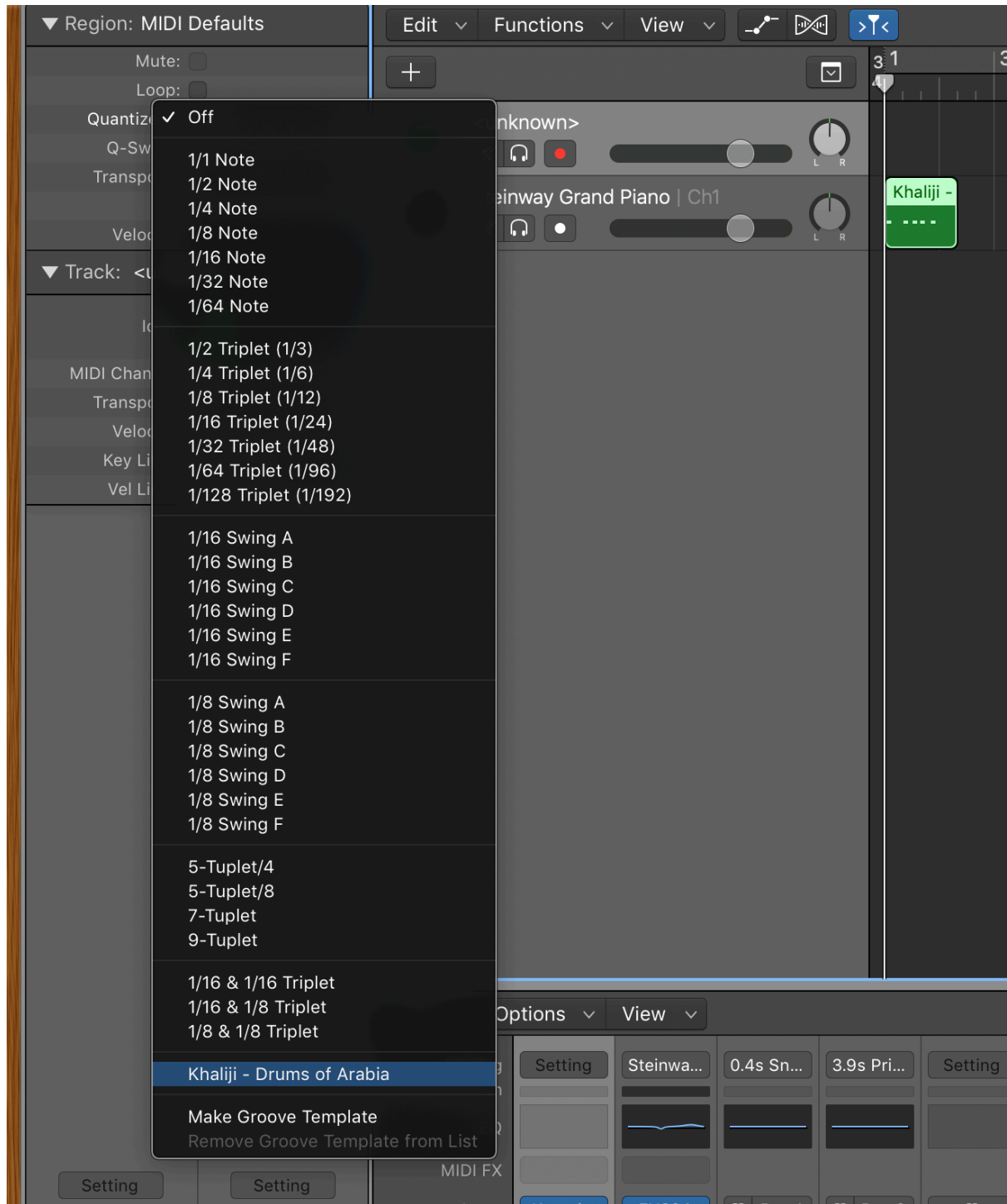
2. You can enter the **Tempo** and **Meter** value as shown on the file name.



3. Open the Quantize list and choose to **Make Groove Template**.



4. After saving, you will see the Custom Groove Quantize in the list.



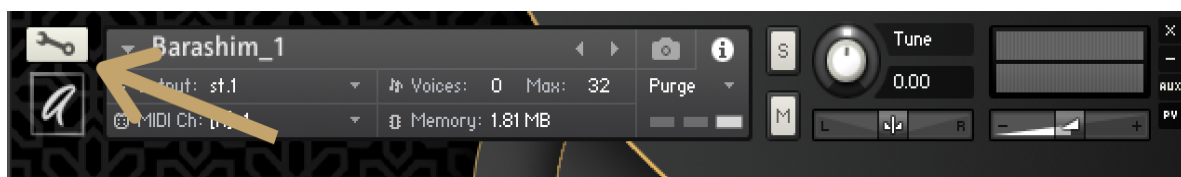
# 5

## Custom Multi Creation

To discover more sounds, we inspire you to create your own multi. For this purpose, you are required only to add your instruments from the instrument section to Kontakt and alter all MIDI channels into MIDI CH1.



Obviously, you need to Re-Map a few keys that you consider best by pressing the **Wrench** icon in Kontakt.





Barashim\_1

Output: st.1 | Voices: 0 Max: 32 | Purge | MIDI Ch: [R] 1 | Memory: 1.81 MB

Instrument Options | Group Editor | Mapping Editor | Wave Editor | Script Editor

Mapping Editor | Edit | Auto | Solo Zone | Selected Groups only | AutoSel. Grp

List View | Select Zone via Midi | Root | Sample: Barashim Low Dom 3.wav

K.Range: ??? - ??? | Velocity: 1 - 127 | Root: ??? | Volume: 0.00 dB | Pan: 0.0 | Tune: 0.00 st

Source: sampler | Tune: 0.00 | Tracking | Release Trigger

Preset: MIDI: default | Reverse | HQI: standard

LFO (multi) | Invert | LAG: 0 | pitch

Envelope (AHDSR) | Invert | LAG: 0 | pitch

LFO (sine) | Invert | LAG: 0 | pitch

random unipolar | Invert | LAG: 0 | sample start

## About Us

A Samples has one of the most unique Samples, loops and midi files to be found anywhere. We work with top musicians to provide high-quality loops and samples for composers, creating unique sounds and flavour in a contemporary Arabian style. We carefully select our musicians and instruments to bring you the highest quality recordings.

With A Samples, you have instant access to the most incredible array of audio samples, loops and midi files, all recorded using the most cutting edge technology for tracks which are crystal clear and beautiful to listen to.



### Mission Statement

At A Samples, our mission is to aid in discovery. The music of the Arabian Peninsula deserves to be heard, but more than that, musicians the world over deserve the benefits of a unique culture with a proud, long-standing musical heritage.

By creating high-quality audio samples and loops for musicians, we're making it easier than ever to incorporate the music of the Arabian Peninsula into modern art. The world may not yet know the distinctive instruments and culture of the Arabian Peninsula, but the music business - from music producers to composers - is ready for the bold, tried and tested music we provide.

### Refund Policy

Since our Website offers non-tangible, irrevocable goods we do not provide refunds after the product is purchased, which you acknowledge prior to purchasing any product on the Website. Please make sure that you've carefully read product description and check the video demo before making a purchase.

# Contact Us

Address:

Phone:

E-mail:

# Credits

- Ahmed Almusawi
- Salim Alras
- Idris Albalushi
- Aljulanda Albalushi