



DA
DANIEL ALAIN

REFERENCE GUIDE 2021
FOLLEA WIGS & HAIR TOPPERS

OUR HERITAGE


Entrepreneurism runs deep within Daniel Alain Hafid, whose father, René, was the renowned Parisian hair stylist and creator of René of Paris Wigs – the epitome of fashionable, synthetic wigs in the 80’s and 90’s.

Working alongside his father for 30 years, Daniel learned the detailed craftsmanship of making stylish, high quality wigs. He also gained empathy towards women’s emotional connection to their hair and the undeniable truth – whether it’s their natural hair, extensions or wigs – women desire extraordinary hair.

A visionary, not content with the look and feel of synthetic hair, Daniel set out to create his own legacy, pouring his heart and soul into fashioning the world’s most beautifully crafted, European human hair wigs. FOLLEA Luxury Wigs & Hair Enhancements was born.

The success of FOLLEA and impact his wigs had on women with alopecia or those affected by hair loss from chemotherapy propelled Daniel’s sense of purpose in a new direction - helping women throughout all stages of hair loss.

Today, Daniel is at the helm of Daniel Alain, Inc., championing women’s hair loss solutions through assiduous research and development projects. Daniel's passion for beautiful hair and inherent understanding of how hair makes women feel continues to push innovation, artistry, craftsmanship and unmatched quality throughout his portfolio of brands.



Daniel Alain Hafid
Founder & CEO



NOTHING COMPARES

Nothing comes close to the likeness of a Daniel Alain FOLLEA, known the world over as the epitome of artisanal craftsmanship and luxury for 100% European human hair wigs and top pieces.

Each FOLLEA is unparalleled in quality and attention to detail, rendering it a masterpiece undetectable to the eye, mesmerizing in movement and exquisite to the touch. From start to finish, every FOLLEA is brought to life in privately owned 90,000 square foot state-of-the-art manufacturing facility. Over 600 employees share in the journey, with a majority of the artisans contributing to the legacy of FOLLEA for over 20 years.

LEGENDARY HAIR

Daniel Alain proudly purveys only human ponytail hair and possesses the world's most coveted collection of genuine European hair. Just one touch and no other hair piece will ever feel the same or compare in elegance and superior quality.



WIGS

Prepare to be inspired. From the best lace front wigs available to the most exquisite, natural human hair, these works of art come alive & effortlessly surrender to a women's every movement.

NOTHING COMPARES

FOLLEA

DANIEL ALAIN



GRANDEUR



GRANDEUR

GRANDEUR

The rarest of the rare, the Grandeur is the “Private Reserve” for the most discriminating clientele. Created from the most precious 100% European hair, the Grandeur is the epitome of luxury.

Hair Type

- Hand-selected Premium European (HS)

Hair Length

- 16” Layered / 21” Overall

Cap Top

- French top
- 100% hand-tied
- Monofilament layer
- Silk-like double-lined lace

Cap Front - Lace front 0.5” x 7”

Cap Back

- 100% hand-tied

Cap Features

- Adjustable stays (temples & nape)
- Adjustable elastic with S-hook
- 2 combs with tape tab option

Cap Code - 03D

Fitting Cap Code - 12C



Dark




3051



3080

Light



5050



10031



11031

Length

16”

MSRP:

Dark

\$9,862

Light

\$10,849



CHIC

Chic features premium 100% European hair with the cuticle intact & is the only FOLLEA closed front wig. CHIC is ideal for sleek styles; best worn with bangs or integrated into hairline.

Hair Type

- Premium European (PE)

Hair Length

- 8" Layered / 13" Overall
- 10" Layered / 15" Overall
- 14" Layered / 19" Overall

Cap Top

- French top
- 100% hand-tied
- Monofilament layer
- Silk-like double-lined lace

Cap Front - Open lace front

Cap Back

- 100% hand-tied

Cap Features


- Adjustable stays (temples & nape)
- Adjustable elastic with S-hook
- 2 combs sewn in with tape tab option

Cap Code - 03C




Fitting Cap Code - 12C

Dark



Light



Length

	MSRP:	Dark	Light
8"	\$5,419	\$5,794
10"	\$6,120	\$6,730
14"	\$7,215	\$7,936

CHIC



STYLE

STYLE

Crafted with 100% European Hair, Style balances comfort with security for a lightweight fit. Features our signature return hair technique for added volume & is one of our most voluminous wigs.

Hair Type

- European Processed (EP)

Hair Length

- 6" Layered / 11" Overall
- 8" Layered / 13" Overall
- 10" Layered / 15" Overall
- 12" Layered / 17" Overall
- 14" Layered / 19" Overall
- 16" Layered / 21" Overall

Cap Top

- Voluminous French top
- 100% hand-tied
- Silk-like double-lined lace

Cap Front - Lace front 0.5" x 7"

Cap Back

- 100% hand-tied

Cap Features

- Adjustable stays (temples & nape)
- Adjustable elastic with S-hook
- 2 combs sewn in with tape tab option

Cap Code - 12C




Fitting Cap Code - 12C

Dark



Light



Length

	MSRP:	Dark	Light
6"	\$2,671	\$2,918
8"	\$3,200	\$3,503
10"	\$3,732	\$4,094
12"	\$4,402	\$4,823
14"	\$4,996	\$5,481
16"	\$5,757	\$6,236



GRIPPER LITE

A revolutionary wig for women with little or no hair. Light cap for casual wear, it offers security & confidence without tape. Features medical-grade silicone perimeter for maximum breathability.

- Hair Type**
 - European Processed (EP)
- Hair Length**
 - 6" Layered / 11" Overall
 - 8" Layered / 13" Overall
 - 12" Layered / 17" Overall
 - 14" Layered / 19" Overall
- Cap Top**
 - Voluminous French top
 - 100% hand-tied
 - Silk-like double-lined lace
- Cap Front** - Lace front 0.5" x 7"
- Cap Back**
 - 100% hand-tied
- Cap Features**
 - Adjustable stays (temples & nape)
 - Medical-grade silicone
- Cap Code** - 04L
- Fitting Cap Code** - 04L



Dark

1010 2040 2060 3030 3050 3060 5005 5030 5035 15040

Light

5045 5055 6020 10030 11035 11800 13015

Length	MSRP:	Dark	Light
6"	\$3,717	\$4,071
8"	\$4,262	\$4,675
12"	\$5,503	\$6,038
14"	\$6,231	\$6,839

GRIPPER
LITE



GRIPPER ACTIF

GRIPPER ACTIF

The perfect solution for maximum security for those with no hair & an active life. Features medical-grade silicone perimeter with additional silicone from the occipital to the nape for maximum hold.

Hair Type

- European Processed (EP)

Hair Length

- 6" Layered / 11" Overall
- 8" Layered / 13" Overall
- 12" Layered / 17" Overall
- 14" Layered / 19" Overall

Cap Top

- Voluminous French top
- 100% hand-tied
- Silk-like double-lined lace

Cap Front - Lace front 0.5" x 7"

Cap Back

- 40% hand-tied
- 60% machine wefted

Cap Features

- Adjustable stays (temples & nape)
- Medical-grade silicone (perimeter & back)

Cap Code - 04M


Fitting Cap Code - 04L



Dark



Light



Length

	MSRP:	Dark	Light
6"	\$3,717	\$4,071
8"	\$4,262	\$4,675
12"	\$5,503	\$6,038
14"	\$6,231	\$6,839



PIXIE

PIXIE

Pixie offers 100% European hair in a timeless & classic collection. Ideal for those craving a short stylish look that lays perfectly at the nape of the neck. Customize the 5-inch length into any favorite short look.

Hair Type

- European Processed (EP)

Hair Length

- 5" Layered / 10" Overall

Cap Top

- 100% lace top

Cap Front - Lace front 0.5" x 6"

Cap Back

- 100% machine wefted

Cap Features

- Adjustable stays (temples & nape)
- Adjustable elastic with S-hook
- 2 combs sewn in or tape tab option

Cap Code - 12D

Fitting Cap Code - 12B



Dark



1010



2060



3050



5005



5030



15040

Light



6020



10030



11800

Length

5"

MSRP:

Dark

\$2,069

Light

\$2,413



RENÉ

RENÉ

Our René, World Select hair is a practical yet beautiful solution for an entry-level FOLLEA wig. It offers affordable luxury with the mark of FOLLEA craftsmanship.

Hair Type

- World Select (WS)

Hair Length

- 10" Layered / 15" Overall
- 12" Layered / 17" Overall
- 14" Layered / 19" Overall
- 16" Layered / 21" Overall

Cap Top

- 100% lace top

Cap Front - Lace front 0.5" x 6"

Cap Back

- 100% machine wefted

Cap Features


- Adjustable stays (temples & nape)
- Adjustable elastic with S-hook
- 2 combs sewn in or tape tab option

Cap Code - 12B


Fitting Cap Code - 12B



Dark



Light



Length

	MSRP:	Dark	Light
10"	\$1,839	\$1,954
12"	\$2,298	\$2,414
14"	\$2,644	\$2,759
16"	\$2,874	\$2,989



TOPETTES

Virtually undetectable, Topettes work with existing hair to add extra coverage on the top of the scalp where thinning occurs. Tailored to the individual, each piece captures the essence of the woman within.



CHIC TOPETTE

CHIC TOPETTE

Chic features premium 100% European hair with the cuticle intact. Ideal for sleek styles; best worn with bangs or integrated into hairlines. Designed for coverage for both early & later stage diffused hair loss.

Hair Type

- Premium European (PE)


Hair Length

- 10"
- 14"

Base Size

- 6" x 6.5"

Base Code - T900



Base Features

- 100% hand-tied
- French top
- Monofilament layer
- Silk-like double-lined lace
- 6 pressure-sensitive clips

Dark



1010



2060




3050



3060



5005



5030



15040

Light



5055



6020



10030

Length

Size

MSRP:

Dark

Light

10"

6" x 6.5"

.....

\$4,658

\$5,123

14"

6" x 6.5"

.....

\$5,809

\$6,391



STYLE TOPETTE

STYLE TOPETTE

The FOLLEA Style, 100% European hair, is our most popular Topette. Balances comfort with security for a lightweight fit & features our signature return hair technique for added volume to the crown.

Hair Type

- European Processed (EP)


Hair Length

- 8"
- 12"
- 16"

Base Size

- 6" x 6.5"
- 6" x 7.5"

Base Code - T800




Base Features

- 100% hand-tied
- Voluminous French top
- Return hair for volume
- Silk-like double-lined lace
- 6 pressure-sensitive clips

Dark



Light



Length	Size	MSRP:	Dark	Light
8"	6" x 6.5"	\$2,935	\$3,223
12"	6" x 6.5"	\$3,401	\$3,740
16"	6" x 6.5"	\$3,989	\$4,379
8"	6" x 7.5"	\$2,987	\$3,276
12"	6" x 7.5"	\$3,463	\$3,808
16"	6" x 7.5"	\$4,083	\$4,476

TREND TOPETTE

TREND TOPETTE

This 100% European hair topette is made with all lace material & can be placed strategically on the head where coverage is needed. Lightweight & flexible, it is ideal for women experiencing initial hair loss.

Hair Type

- European Processed (EP)

Hair Length

- 8"
- 14"

Base Size

- 5" x 6" (M)
- 6" x 7" (L)

Base Code - T115



Base Features

- 100% hand-tied
- Lace top
- Return hair for volume
- 5 pressure-sensitive clips

Dark



1010



2040



2060



3030



3050



3060



5005



5030



5035



15040

Light



5045



5055



6020



10030



11035



11800



13015

Length

Size

MSRP:

Dark

Light

8"	M - 5" x 6"	\$2,153	\$2,422
14"	M - 5" x 6"	\$2,719	\$2,946
8"	L - 6" x 7"	\$2,570	\$2,852
14"	L - 6" x 7"	\$3,048	\$3,289



AÉRO TOPETTE

AÉRO TOPETTE

Aéro, crafted with 100% European hair, is a bondable lace topette with lace cut away suitable for bonding. May also be secured with adhesive, tape or clips for comfortable and versatile wear.

Hair Type

- European Processed (EP)

Hair Length

- 8"
- 14"

Base Size

- 5" x 6" (M)
- 7" x 8" (L)

Base Code - T116




Base Features

- 100% hand-tied
- Lace top
- Return hair for volume
- Poly trim

Dark



Light



Length	Size	MSRP:	Dark	Light
8"	M - 5" x 6"	\$2,668	\$2,950
14"	M - 5" x 6"	\$3,134	\$3,450
8"	L - 7" x 8"	\$2,777	\$3,065
14"	L - 7" x 8"	\$3,335	\$3,657



ELAN TOPETTE

ELAN TOPETTE

Elan, crafted with 100% European hair, is FOLLEA's largest base for extended coverage. Features bondable lace (with lace front) for severe diffuse hair loss and replication of natural hairline.

Hair Type

- European Processed (EP)

Hair Length

- 8"
- 14"

Base Size

- 9" x 10" (XL)

Base Code - T117P




Base Features

- 100% hand-tied
- Lace top
- Lace front
- Return hair for volume
- Poly trim

Dark



Light



Length

Size

MSRP:

Dark

Light

8"	XL - 9" x 10"	\$3,305	\$3,635
14"	XL - 9" x 10"	\$4,301	\$4,731



PETITE TOPETTE

PETITE TOPETTE

The Petite features 100% European hair and offers our smallest base. Lightweight and flexible, it is made with all lace material and can be positioned anywhere on the head for coverage of early hair loss.

Hair Type

- European Processed (EP)


Hair Length

- 8"
- 12"
- 16"

Base Size

- 2.5" x 5.25"


Base Code - TA050




Base Features

- 100% hand-tied
- Lace top
- Return hair for volume
- Poly trim
- 4 pressure-sensitive clips

Dark



Light



Length	Size	MSRP:	Dark	Light
8"	2.5" x 5.25"	\$1,035	\$1,190
12"	2.5" x 5.25"	\$1,328	\$1,478
16"	2.5" x 5.25"	\$1,633	\$1,834

FREEDOM TO BE A KID

Daniel Alain wigs offer young hair wearers the freedom to play & feel confident so they can focus on being a kid.

Undetectable

Our 100% European human hair looks and feels so natural, matching perfectly in movement and touch to bio hair - it is virtually undetectable.

Secure

From our revolutionary Gripper Collection to our perfect fit caps for the most comfortable and secure fit, FOLLEA meets the needs of an active, kid-friendly lifestyle.

Versatile























Every Daniel Alain wig collection is suitable for young hair wearers. From a range of colors, natural hair densities and texture, there is a FOLLEA that is just right to enhance self-esteem.

Custom orders for young wig wearers allow for extra small cap sizes (ranging from XXXS to XS) and selection of natural hair densities, lengths and colors.



COLOR CHART

The colors below can vary from screen to screen and are designed to give you an idea of the color. For a true to life color experience, please inquiry about our color ring.

 1010 Espresso (Dark) Base: Rich dark brown Dimension: No highlights / lowlights Root: No root	 5035 Cappuccino (Dark) Base: Medium brown Dimension: Sandy highlights Root: 1 1/2" Medium brown root smudge	 13015 Sterling Grey (Light) Base: Natural Grey Dimension: Grey hue w/15% natural color Root: No root
 2040 Café (Dark) Base: Dark coffee bean brown Dimension: Subtle warm highlights Root: 1" Dark brown root	 15040 Cinnamon (Dark) Base: Toasted medium ginger Dimension: No highlights / lowlights Root: No root	 3051 Empress (Dark) Base: Chestnut brown Dimension: Subtle light brown highlights Root: 1" Blended brown root
 2060 Caffeine (Dark) Base: Dark chocolate brown Dimension: No highlights / lowlights Root: No root	 5045 Chai Latte (Light) Base: Dark blonde Dimension: Honey blonde highlights Root: 1" Blended light brown root	 3080 Duchess (Dark) Base: Light brown Dimension: Subtle brown lowlights Root: 1" Rich brown root
 3030 Mocha Latte (Dark) Base: Dark brown Dimension: Toffee highlights Root: 1 1/2" Dark brown root smudge	 5055 Crème Brûlée (Light) Base: Butterscotch blonde Dimension: Golden brown lowlights Root: 1/2" Blended light golden brown root	 5050 Aristocrat (Light) Base: Medium golden blonde Dimension: Golden brown lowlights Root: 1" Medium golden blonde root
 3050 Tea (Dark) Base: Chestnut brown Dimension: Dark brown lowlights Root: No root	 6020 Irish Cream (Light) Base: Medium blonde Dimension: Caramel lowlights Root: No root	 10031 Majesty (Light) Base: Light blonde Dimension: Subtle golden lowlights Root: 1/2" Golden blonde root
 3060 Latte (Dark) Base: Light coffee brown Dimension: No highlight / lowlights Root: No root	 10030 Chardonnay (Light) Base: Radiant light blonde Dimension: Butterscotch lowlights Root: No root	 11031 Royalty (Light) Base: Light blonde Dimension: Honey blonde lowlights Root: 1" Blonde root
 5005 Macchiato (Dark) Base: Medium brown Dimension: Subtle cool tones Root: 1" Medium brown root smudge	 11035 Vienna (Light) Base: Light ash blonde Dimension: Sandy ash lowlights Root: 1 1/2" Sandy ash root	
 5030 Caramel Latte (Dark) Base: Light brown Dimension: Butterscotch highlights Root: No root	 11800 Vanilla Crème (Light) Base: Light iridescent ash blonde Dimension: No highlights / lowlights Root: No root	

WIG CAP SIZE LIST

FOLLEA wigs are designed to have a close fit, for maximum performance, confidence and comfort. The way your wig fits your head is extremely important when you want to enjoy your piece for an extended amount of time.



CIRCUMFERENCE



FRONT TO NAPE



EAR-CROWN-EAR




EAR-FRONT-EAR



TEMPLE-BACK-TEMPLE

GRANDEUR | CHIC | STYLE 12C



XXS	19.5in 49.5cm	12.75in 32.4cm	11.75in 29.8cm	10.5in 26.7cm	14.75in 37.5cm
XS	20in 50.8cm	13in 33cm	12in 30.5cm	10.75in 27.3cm	15in 38.1cm
S	20.5in 52.1cm	13.25in 33.7cm	12.25in 31.1cm	11in 27.9cm	15.25in 38.7cm
M	21in 53.3cm	13.5in 34.3cm	12.5in 31.8cm	11.25in 28.6cm	15.5in 39.4cm
L	21.5in 54.6cm	13.875in 35.2cm	12.75in 32.4cm	11.5in 29.2cm	15.75in 40cm
XL	22in 55.9cm	14.25in 36.2cm	13in 33cm	11.75in 29.8cm	16in 40.6cm

GRIPPER LITE | GRIPPER ACTIF 04L



XXS	19.75in 50.2cm	11.75in 29.8cm	10.75in 27.3cm	11in 27.9cm	14.25in 36.2cm
XS	20in 50.8cm	12in 30.5cm	11in 27.9cm	11.25in 28.6cm	14.5in 36.8cm
S	20.5in 52.1cm	12.375in 31.4cm	11.25in 28.6cm	11.5in 29.2cm	14.75in 37.5cm
M	21in 53.3cm	12.75in 32.4cm	11.5in 29.2cm	11.625in 29.5cm	15in 38.1cm
L	21.5in 54.6cm	13.25in 33.7cm	11.75in 29.8cm	11.75in 29.8cm	15.25in 38.7cm
XL	22in 55.9cm	13.875in 35.2cm	12.125in 30.8cm	12in 30.5cm	15.5in 39.4cm

RENÉ | PIXIE 12B



XXS	19.75in 50.2cm	12.75in 32.4cm	11.75in 29.8cm	10.25in 26cm	14.75in 37.5cm
XS	20.25in 51.4cm	13in 33cm	12in 30.5cm	10.5in 26.7cm	15in 38.1cm
S	20.75in 52.7cm	13.25in 33.7cm	12.25in 31.1cm	10.75in 27.3cm	15.25in 38.7cm
M	21.25in 54cm	13.5in 34.3cm	12.5in 31.8cm	11in 27.9cm	15.5in 39.4cm
L	21.75in 55.2cm	13.875in 35.2cm	12.75in 32.4cm	11.25in 28.6cm	15.75in 40cm
XL	22.25in 56.5cm	14.375in 36.5cm	13in 33cm	11.5in 29.2cm	16in 40.6cm

QUICK REFERENCE GUIDE

Every FOLLEA hair piece has a serial number which is a unique code to identify the exact specifications of the piece:

e.g. **FL-14LY-PE-5030-SB-03D-M-10545**

FOLLEA - Hair Length - Hair Type - Hair Color - 5030 - Straight with Body - Lifestyle Cap - Medium Size - Serial Number

(No two FOLLEA hair pieces will have the same serial number)

HAIR DESIGN	HAIR MEASUREMENT
05 LY	5" Layered / 10" Overall (13/25cm)
06 LY	6" Layered / 11" Overall (15/28cm)
08 LY	8" Layered / 13" Overall (20/33cm)
10 LY	10" Layered / 15" Overall (25/38cm)
12 LY	12" Layered / 17" Overall (30/43cm)
14 LY	14" Layered / 19" Overall (36/48cm)
16 LY	16" Layered / 21" Overall (41/53cm)
18 LY	18" Layered / 23" Overall (46/58cm)

HAIR TYPE	DESCRIPTION
HS	Hand Select / Luxury
PE	Premium European
EP	European Processed
WS	World Select

HAIR FORMATION	DESCRIPTION
SB	Straight with Body
ST	Straight

WIG CAP	COLLECTION
03D	Grandeur
03C	Chic
04L	Gripper Lite
04M	Gripper Actif
12C	Style
12D	Pixie
12B	René

TOPETTE CODE	COLLECTION
T900	Chic
T800	Style
TA115	Trend
TA116	Aéro
TA117P	Elan
TA050	Petite

DA
DANIEL ALAIN

949.708.9660 | danielalain.com

    @follea #follea

520 Newport Center Dr., Ste. 1420, Newport Beach, CA 92660, USA

Copyright ©2021 Daniel Alain Inc. All rights reserved.