

Behavior Plan



1 When

Describe situations in which they should use the strategies

2 Prevent

Describe how they should do the chosen prevention strategy in context of that situation

3 Respond

Describe how they should respond if their child engages in the challenging behavior after the prevention strategy was tried

Describe when and how team members should teach the replacement behavior

Teach

3 Respond

Describe how they should respond if their child does not engage in the challenging behavior after the prevention strategy was tried



Example Behavior Plan

1 When

Play activities that involve sharing toys with siblings (in particular, with sister)

2 Prevent

Prior to starting the activity, remind him, "if you want a turn, you can put your hand out like this" (demonstrate)

3 Respond

If he grabs the toy from sister's hand or hits her, remove the toy and tell him "let's try that again." Give the toy back to sister & hold your hand out to demonstrate sharing

3 Respond

If he puts his hand out to request sharing, support sister in giving him a turn with the item + give specific praise, "I love how you're playing nicely together!" "Wow, such nice sharing!" etc.

Once per day, practice requesting shared items during play by setting a play activity with just you & him + take turns putting your hand out & passing the toy over

Teach



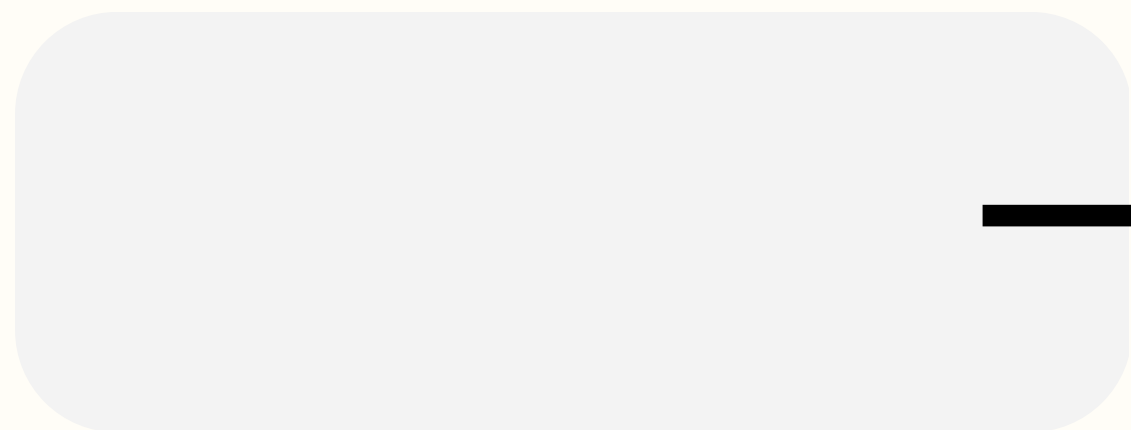
Behavior Plan



1 When

2 Prevent

3 Respond



3 Respond



Teach

